

QUANT ANALYZER PORTFOLIO REPORT

Portfolio

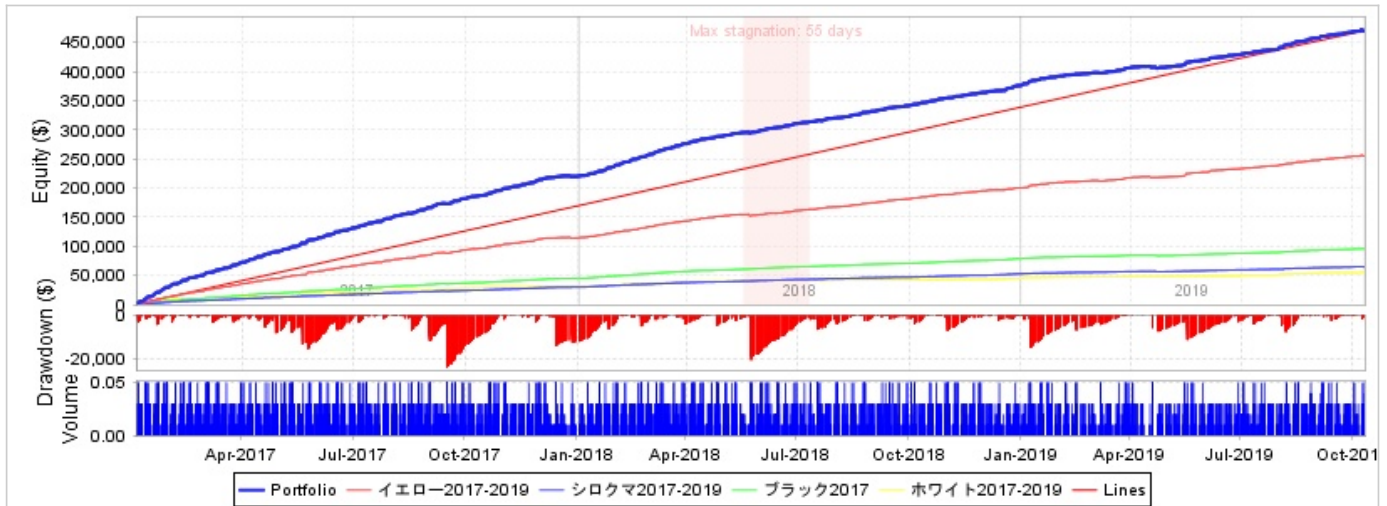
TOTAL PROFIT

\$ 469696.05

PROFIT IN PIPS 27971.9 PIPS
 YRLY AVG PROFIT \$ 165776.32
 YRLY AVG % RET 41.44 %
 CAGR 29.55 %

| | | | | |
|-------------------|--------------|------------------|-------------------|---------------|
| # OF TRADES | SHARPE RATIO | PROFIT FACTOR | RETURN / DD RATIO | WINNING % |
| 13299 | 0.17 | 1.56 | 19.48 | 79.54 % |
| DRAWDOWN | % DRAWDOWN | DAILY AVG PROFIT | MTHLY AVG PROFIT | AVERAGE TRADE |
| \$ 24111.68 | 4.05 % | \$ 550 | \$ 13814.59 | \$ 35.32 |
| ANNUAL% / MAX DD% | R EXPECTANCY | R EXP SCORE | SQN | SQN SCORE |
| 7.3 | 0.12 R | 540.27 R | 11.86 | 86.38 |

generated by Quant Analyzer



STRATEGIES IN PORTFOLIO

| # | Name | Symbol | Timeframe | Net Profit (\$) | Net Profit (pips) | # of Trades | Sharpe Ratio | Profit Factor |
|----|---------------------|---------------------|-----------|-----------------|-------------------|--------------------|---------------------|-------------------|
| S2 | fCfGf**[2017-2C] | fCfGf**[2017-2C] | unknown | \$ 254803.58 | 10408 pips | 4789 | 0.12 | 1.51 |
| S3 | fVf*fNf}[2017-2019] | fVf*fNf}[2017-2019] | unknown | \$ 64510.47 | 6849 pips | 3167 | 0.13 | 1.51 |
| S4 | fuf%fbfN | fuf%fbfN | unknown | \$ 95421.63 | 6626.8 pips | 3632 | 0.12 | 1.61 |
| S5 | fzf*fCfG2017-2019 | fzf*fCfG2017-2019 | unknown | \$ 54960.37 | 4088.1 pips | 1711 | 0.24 | 1.97 |
| # | Name | Return / DD Ratio | Winning % | Drawdown | % Drawdown | Yearly avg. profit | Monthly avg. profit | Daily avg. profit |
| S2 | fCfGf**[2017-2019] | 10.57 | 78.45 % | \$ 24111.68 | 11.37 % | \$ 89928.8 | \$ 7494.22 | \$ 305.15 |
| S3 | fVf*fNf}[2017-2019] | 7.98 | 81.53 % | \$ 8086.72 | 5.74 % | \$ 22769.12 | \$ 1897.37 | \$ 84.11 |
| S4 | fuf%fbfN2017 | 6.89 | 81.19 % | \$ 13857.68 | 10.19 % | \$ 33677.11 | \$ 2806.52 | \$ 125.89 |
| S5 | fzf*fCfG2017-2019 | 13 | 75.39 % | \$ 4226.48 | 3.42 % | \$ 19396.42 | \$ 1616.48 | \$ 229.96 |

MONTHLY PERFORMANCE (\$)

| Year | Jan | Feb | Mar | Apr | May | Jun | Jul | Aug | Sep | Oct | Nov | Dec | YTD |
|------|----------|----------|----------|----------|----------|----------|----------|----------|----------|----------|----------|----------|-----------|
| 2019 | 15550.12 | 5894.68 | 8706.16 | 1400.04 | 12265.06 | 9013.51 | 9094.28 | 19354.85 | 10291.9 | 2333.54 | 0 | 0 | 93904.14 |
| 2018 | 16579.65 | 19781.46 | 19870.92 | 12802.94 | 8858.72 | 12797.36 | 9180.44 | 11942.38 | 9311.92 | 13121.95 | 9505.51 | 12126.96 | 155880.21 |
| 2017 | 31308.06 | 19588.68 | 21531.04 | 18306.33 | 21289.71 | 18925.32 | 16792.13 | 17930.75 | 16207.16 | 15081.61 | 16569.07 | 6381.84 | 219911.7 |

STATS

Strategy

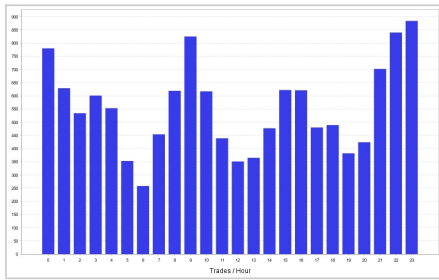
| | | | | | |
|--------------------|-------|-----------------------------|-----------|----------------------------|-------------|
| Wins/Losses Ratio | 3.89 | Payout Ratio (Avg Win/Loss) | 0.4 | Average # of Bars in Trade | 0 |
| AHPR | 0.01 | Z-Score | -35.63 | Z-Probability | 99.9 % |
| Expectancy | 35.32 | Deviation | \$ 343.42 | Exposure | -99999999 % |
| Stagnation in Days | 55 | Stagnation in % | 5.44 % | | |

Trades

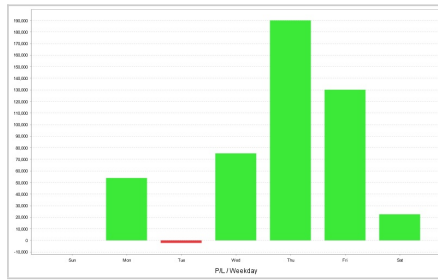
| | | | | | |
|--------------|---------------|-------------|---------------|------------------------|------------|
| # of Wins | 10578 | # of Losses | 2721 | # of Cancelled/Expired | 0 |
| Gross Profit | \$ 1304605.19 | Gross Loss | \$ -834909.14 | Average Win | \$ 123.33 |
| | | | | Average Loss | \$ -306.84 |

| | | | | | | | |
|-----------------|------------|-----------------|------------|-----------------------|----|-------------------------|----|
| Largest Win | \$ 5162.73 | Largest Loss | \$ -6654.9 | Max Consec Wins | 58 | Max Consec Losses | 17 |
| Avg Consec Wins | 7.06 | Avg Consec Loss | 1.82 | Avg # of Bars in Wins | 0 | Avg # of Bars in Losses | 0 |

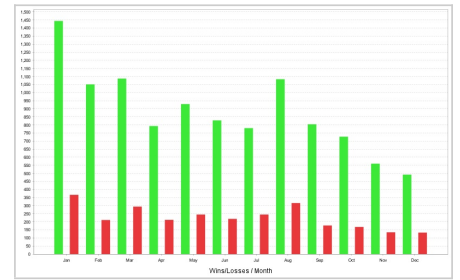
CHARTS



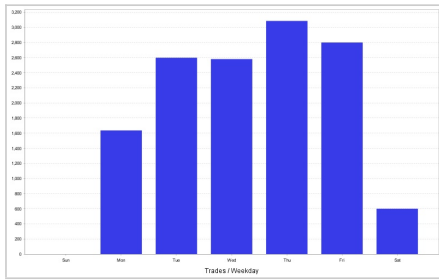
Trades by hour



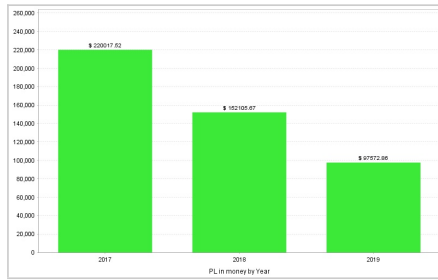
P/L by weekday



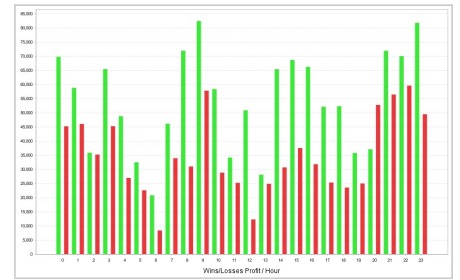
Wins/Losses by month



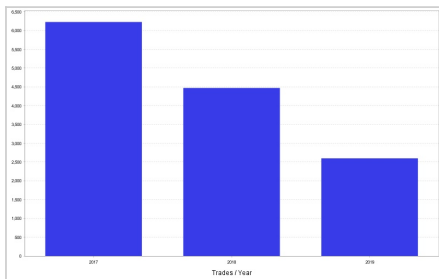
Trades by weekday



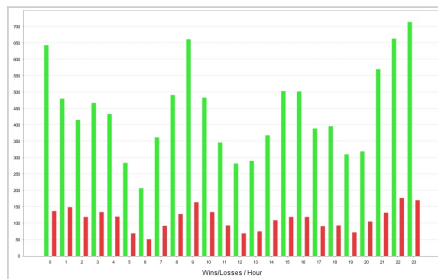
P/L by year



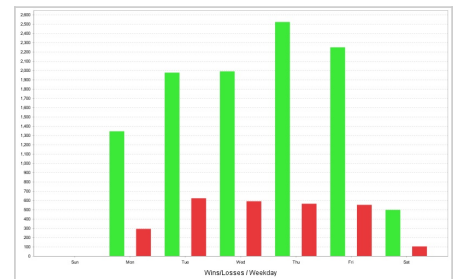
Wins/Losses Profit by hour



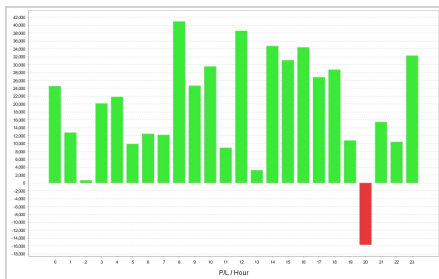
Trades by year



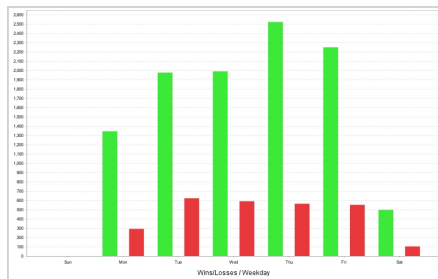
Wins/Losses by hour



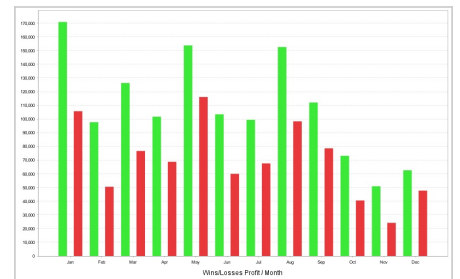
Wins/Losses by weekday



P/L by hour



Wins/Losses by weekday



Wins/Losses Profit by month

TRADES

| Ticket | Type | Open time | Open price | Size | Close time | Close price | Profit/Loss | Comment |
|--------|------|---------------------|------------|------|---------------------|-------------|-------------|---------|
| 1 | Sell | 03.01.2017 07:01:00 | 117.46 | 0.01 | 03.01.2017 07:07:00 | 117.439 | \$ 21.0 | |
| 2 | Sell | 03.01.2017 07:05:00 | 117.47 | 0.01 | 03.01.2017 07:07:00 | 117.454 | \$ 16.0 | |
| 1 | Sell | 03.01.2017 07:01:00 | 117.46 | 0.01 | 03.01.2017 07:07:00 | 117.439 | \$ 21.0 | |
| 1 | Sell | 03.01.2017 07:00:00 | 117.483 | 0.01 | 03.01.2017 07:07:00 | 117.454 | \$ 29.0 | |
| 1 | Sell | 03.01.2017 07:01:00 | 117.46 | 0.03 | 03.01.2017 07:09:00 | 117.433 | \$ 81.0 | |
| 5 | Sell | 03.01.2017 07:21:00 | 117.435 | 0.01 | 03.01.2017 07:26:00 | 117.411 | \$ 24.0 | |
| 4 | Sell | 03.01.2017 07:16:00 | 117.43 | 0.01 | 03.01.2017 07:26:00 | 117.411 | \$ 19.0 | |
| 3 | Sell | 03.01.2017 07:10:00 | 117.431 | 0.01 | 03.01.2017 07:26:00 | 117.411 | \$ 20.0 | |
| 2 | Sell | 03.01.2017 08:41:00 | 117.501 | 0.01 | 03.01.2017 08:41:00 | 117.481 | \$ 20.0 | |
| 2 | Sell | 03.01.2017 08:41:00 | 117.501 | 0.01 | 03.01.2017 08:41:00 | 117.481 | \$ 20.0 | |
| 2 | Sell | 03.01.2017 08:41:00 | 117.501 | 0.03 | 03.01.2017 08:41:00 | 117.476 | \$ 75.0 | |
| 24 | Sell | 04.01.2017 00:23:00 | 118.474 | 0.01 | 04.01.2017 01:01:00 | 117.969 | \$ 505.0 | |
| 23 | Sell | 04.01.2017 00:15:00 | 118.567 | 0.01 | 04.01.2017 01:01:00 | 117.969 | \$ 598.0 | |
| 22 | Sell | 04.01.2017 00:10:00 | 118.525 | 0.01 | 04.01.2017 01:01:00 | 117.969 | \$ 556.0 | |
| 21 | Sell | 04.01.2017 00:05:00 | 118.558 | 0.01 | 04.01.2017 01:01:00 | 117.969 | \$ 589.0 | |
| 20 | Sell | 03.01.2017 18:33:00 | 118.181 | 0.01 | 04.01.2017 01:01:00 | 117.969 | \$ 202.17 | |
| 19 | Sell | 03.01.2017 18:05:00 | 118.123 | 0.01 | 04.01.2017 01:01:00 | 117.969 | \$ 144.17 | |
| 18 | Sell | 03.01.2017 17:34:00 | 118.029 | 0.01 | 04.01.2017 01:01:00 | 117.969 | \$ 50.17 | |

| | | | | | | | |
|----|------|---------------------|---------|------|---------------------|---------|-------------|
| 17 | Sell | 03.01.2017 17:21:00 | 117.974 | 0.01 | 04.01.2017 01:01:00 | 117.969 | \$ -4.83 |
| 16 | Sell | 03.01.2017 16:55:00 | 117.88 | 0.01 | 04.01.2017 01:01:00 | 117.969 | \$ -98.83 |
| 15 | Sell | 03.01.2017 16:50:00 | 117.922 | 0.01 | 04.01.2017 01:01:00 | 117.969 | \$ -56.83 |
| 14 | Sell | 03.01.2017 16:45:00 | 117.898 | 0.01 | 04.01.2017 01:01:00 | 117.969 | \$ -80.83 |
| 13 | Sell | 03.01.2017 16:40:00 | 117.794 | 0.01 | 04.01.2017 01:01:00 | 117.969 | \$ -184.83 |
| 12 | Sell | 03.01.2017 16:35:00 | 117.764 | 0.01 | 04.01.2017 01:01:00 | 117.969 | \$ -214.83 |
| 11 | Sell | 03.01.2017 16:30:00 | 117.759 | 0.01 | 04.01.2017 01:01:00 | 117.969 | \$ -219.83 |
| 10 | Sell | 03.01.2017 16:25:00 | 117.758 | 0.01 | 04.01.2017 01:01:00 | 117.969 | \$ -220.83 |
| 9 | Sell | 03.01.2017 16:20:00 | 117.77 | 0.01 | 04.01.2017 01:01:00 | 117.969 | \$ -208.83 |
| 8 | Sell | 03.01.2017 16:15:00 | 117.69 | 0.01 | 04.01.2017 01:01:00 | 117.969 | \$ -288.83 |
| 7 | Sell | 03.01.2017 16:10:00 | 117.616 | 0.01 | 04.01.2017 01:01:00 | 117.969 | \$ -362.83 |
| 6 | Sell | 03.01.2017 16:05:00 | 117.573 | 0.01 | 04.01.2017 01:01:00 | 117.969 | \$ -405.83 |
| 8 | Sell | 04.01.2017 00:04:00 | 118.501 | 0.03 | 04.01.2017 01:11:00 | 117.934 | \$ 1701.0 |
| 7 | Sell | 03.01.2017 23:15:00 | 118.26 | 0.05 | 04.01.2017 01:11:00 | 117.934 | \$ 1580.85 |
| 6 | Sell | 03.01.2017 19:42:00 | 118.183 | 0.03 | 04.01.2017 01:11:00 | 117.934 | \$ 717.51 |
| 5 | Sell | 03.01.2017 17:57:00 | 117.953 | 0.03 | 04.01.2017 01:11:00 | 117.934 | \$ 27.51 |
| 4 | Sell | 03.01.2017 16:00:00 | 117.505 | 0.03 | 04.01.2017 01:11:00 | 117.934 | \$ -1316.49 |
| 3 | Sell | 03.01.2017 16:00:00 | 117.489 | 0.05 | 04.01.2017 01:11:00 | 117.934 | \$ -2274.15 |
| 8 | Sell | 04.01.2017 00:04:00 | 118.501 | 0.01 | 04.01.2017 01:12:00 | 117.911 | \$ 590.0 |
| 6 | Sell | 03.01.2017 23:15:00 | 118.26 | 0.01 | 04.01.2017 01:12:00 | 117.932 | \$ 318.17 |
| 7 | Sell | 03.01.2017 23:15:00 | 118.26 | 0.02 | 04.01.2017 01:12:00 | 117.911 | \$ 678.34 |
| 5 | Sell | 03.01.2017 19:42:00 | 118.183 | 0.01 | 04.01.2017 01:12:00 | 117.932 | \$ 241.17 |
| 6 | Sell | 03.01.2017 19:42:00 | 118.183 | 0.01 | 04.01.2017 01:12:00 | 117.911 | \$ 262.17 |
| 4 | Sell | 03.01.2017 17:32:00 | 117.965 | 0.01 | 04.01.2017 01:12:00 | 117.932 | \$ 23.17 |
| 5 | Sell | 03.01.2017 17:57:00 | 117.953 | 0.01 | 04.01.2017 01:12:00 | 117.911 | \$ 32.17 |
| 3 | Sell | 03.01.2017 15:52:00 | 117.407 | 0.01 | 04.01.2017 01:12:00 | 117.932 | \$ -534.83 |
| 4 | Sell | 03.01.2017 16:00:00 | 117.505 | 0.01 | 04.01.2017 01:12:00 | 117.911 | \$ -415.83 |
| 3 | Sell | 03.01.2017 15:52:00 | 117.407 | 0.02 | 04.01.2017 01:12:00 | 117.911 | \$ -1027.66 |
| 7 | Buy | 04.01.2017 03:01:00 | 117.444 | 0.01 | 04.01.2017 03:46:00 | 117.469 | \$ 25.0 |
| 9 | Buy | 04.01.2017 03:01:00 | 117.444 | 0.01 | 04.01.2017 03:46:00 | 117.469 | \$ 25.0 |
| 9 | Buy | 04.01.2017 03:00:00 | 117.454 | 0.01 | 04.01.2017 03:46:00 | 117.48 | \$ 26.0 |
| 8 | Buy | 04.01.2017 05:25:00 | 117.571 | 0.01 | 04.01.2017 05:43:00 | 117.592 | \$ 21.0 |
| 10 | Buy | 04.01.2017 05:25:00 | 117.571 | 0.01 | 04.01.2017 05:43:00 | 117.592 | \$ 21.0 |
| 10 | Buy | 04.01.2017 05:25:00 | 117.571 | 0.01 | 04.01.2017 05:43:00 | 117.596 | \$ 25.0 |
| 9 | Buy | 04.01.2017 08:46:00 | 117.567 | 0.01 | 04.01.2017 08:48:00 | 117.588 | \$ 21.0 |
| 11 | Buy | 04.01.2017 08:46:00 | 117.567 | 0.01 | 04.01.2017 08:48:00 | 117.588 | \$ 21.0 |
| 11 | Sell | 04.01.2017 10:00:00 | 117.943 | 0.03 | 04.01.2017 10:19:00 | 117.917 | \$ 78.0 |
| 10 | Sell | 04.01.2017 10:46:00 | 118.105 | 0.01 | 04.01.2017 11:02:00 | 118.085 | \$ 20.0 |
| 12 | Sell | 04.01.2017 10:46:00 | 118.105 | 0.01 | 04.01.2017 11:02:00 | 118.085 | \$ 20.0 |
| 11 | Sell | 04.01.2017 14:04:00 | 118.04 | 0.01 | 04.01.2017 15:30:00 | 118.019 | \$ 21.0 |
| 12 | Sell | 04.01.2017 14:04:00 | 118.04 | 0.03 | 04.01.2017 15:30:00 | 118.015 | \$ 75.0 |
| 13 | Sell | 04.01.2017 14:04:00 | 118.04 | 0.01 | 04.01.2017 15:30:00 | 118.019 | \$ 21.0 |
| 13 | Buy | 04.01.2017 18:02:00 | 117.745 | 0.01 | 04.01.2017 19:06:00 | 117.771 | \$ 26.0 |
| 12 | Buy | 04.01.2017 19:30:00 | 117.623 | 0.01 | 04.01.2017 19:30:00 | 117.644 | \$ 21.0 |
| 14 | Buy | 04.01.2017 19:30:00 | 117.623 | 0.01 | 04.01.2017 19:30:00 | 117.644 | \$ 21.0 |
| 13 | Buy | 04.01.2017 21:10:00 | 117.522 | 0.01 | 04.01.2017 21:12:00 | 117.543 | \$ 21.0 |
| 14 | Buy | 04.01.2017 19:58:00 | 117.592 | 0.01 | 04.01.2017 21:12:00 | 117.617 | \$ 25.0 |
| 15 | Buy | 04.01.2017 21:10:00 | 117.522 | 0.01 | 04.01.2017 21:12:00 | 117.543 | \$ 21.0 |
| 15 | Buy | 04.01.2017 21:50:00 | 117.541 | 0.01 | 04.01.2017 22:01:00 | 117.567 | \$ 26.0 |
| 16 | Buy | 04.01.2017 23:30:00 | 117.286 | 0.01 | 04.01.2017 23:30:00 | 117.312 | \$ 26.0 |
| 25 | Buy | 05.01.2017 00:33:00 | 117.136 | 0.01 | 05.01.2017 00:36:00 | 117.156 | \$ 20.0 |
| 17 | Buy | 05.01.2017 02:33:00 | 117.292 | 0.03 | 05.01.2017 02:43:00 | 117.32 | \$ 84.0 |
| 17 | Buy | 05.01.2017 02:33:00 | 117.292 | 0.02 | 05.01.2017 02:56:00 | 117.386 | \$ 188.0 |
| 16 | Buy | 04.01.2017 23:05:00 | 117.512 | 0.01 | 05.01.2017 02:56:00 | 117.386 | \$ -114.09 |
| 15 | Buy | 05.01.2017 02:33:00 | 117.292 | 0.01 | 05.01.2017 03:00:00 | 117.424 | \$ 132.0 |
| 14 | Buy | 04.01.2017 23:05:00 | 117.512 | 0.01 | 05.01.2017 03:00:00 | 117.424 | \$ -76.09 |
| 18 | Buy | 05.01.2017 04:02:00 | 117.162 | 0.01 | 05.01.2017 04:02:00 | 117.184 | \$ 22.0 |
| 18 | Buy | 05.01.2017 07:01:00 | 117.228 | 0.01 | 05.01.2017 07:07:00 | 117.253 | \$ 25.0 |
| 20 | Buy | 05.01.2017 06:07:00 | 117.283 | 0.01 | 05.01.2017 08:40:00 | 117.421 | \$ 138.0 |
| 19 | Buy | 05.01.2017 05:37:00 | 117.456 | 0.02 | 05.01.2017 08:40:00 | 117.421 | \$ -70.0 |

| | | | | | | | |
|----|-----|---------------------|---------|------|---------------------|---------|-----------|
| 26 | Buy | 05.01.2017 09:05:00 | 116.69 | 0.01 | 05.01.2017 09:06:00 | 116.712 | \$ 22.0 |
| 27 | Buy | 05.01.2017 09:10:00 | 116.673 | 0.01 | 05.01.2017 09:10:00 | 116.695 | \$ 22.0 |
| 28 | Buy | 05.01.2017 09:18:00 | 116.687 | 0.01 | 05.01.2017 09:19:00 | 116.711 | \$ 24.0 |
| 29 | Buy | 05.01.2017 09:23:00 | 116.666 | 0.01 | 05.01.2017 09:24:00 | 116.686 | \$ 20.0 |
| 30 | Buy | 05.01.2017 09:28:00 | 116.616 | 0.01 | 05.01.2017 09:28:00 | 116.639 | \$ 23.0 |
| 31 | Buy | 05.01.2017 09:35:00 | 116.688 | 0.01 | 05.01.2017 09:37:00 | 116.71 | \$ 22.0 |
| 33 | Buy | 05.01.2017 09:45:00 | 116.502 | 0.01 | 05.01.2017 09:47:00 | 116.616 | \$ 114.0 |
| 32 | Buy | 05.01.2017 09:40:00 | 116.689 | 0.01 | 05.01.2017 09:47:00 | 116.616 | \$ -73.0 |
| 34 | Buy | 05.01.2017 09:50:00 | 116.601 | 0.01 | 05.01.2017 09:51:00 | 116.622 | \$ 21.0 |
| 35 | Buy | 05.01.2017 09:55:00 | 116.589 | 0.01 | 05.01.2017 09:55:00 | 116.614 | \$ 25.0 |
| 36 | Buy | 05.01.2017 10:00:00 | 116.384 | 0.01 | 05.01.2017 10:01:00 | 116.405 | \$ 21.0 |
| 37 | Buy | 05.01.2017 10:05:00 | 116.407 | 0.01 | 05.01.2017 10:09:00 | 116.429 | \$ 22.0 |
| 38 | Buy | 05.01.2017 10:10:00 | 116.443 | 0.01 | 05.01.2017 10:10:00 | 116.466 | \$ 23.0 |
| 39 | Buy | 05.01.2017 12:17:00 | 116.338 | 0.01 | 05.01.2017 12:19:00 | 116.359 | \$ 21.0 |
| 44 | Buy | 05.01.2017 14:36:00 | 116.148 | 0.01 | 05.01.2017 14:38:00 | 116.216 | \$ 68.0 |
| 43 | Buy | 05.01.2017 14:31:00 | 116.167 | 0.01 | 05.01.2017 14:38:00 | 116.216 | \$ 49.0 |
| 42 | Buy | 05.01.2017 14:26:00 | 116.185 | 0.01 | 05.01.2017 14:38:00 | 116.216 | \$ 31.0 |
| 41 | Buy | 05.01.2017 14:21:00 | 116.195 | 0.01 | 05.01.2017 14:38:00 | 116.216 | \$ 21.0 |
| 40 | Buy | 05.01.2017 14:16:00 | 116.27 | 0.01 | 05.01.2017 14:38:00 | 116.216 | \$ -54.0 |
| 51 | Buy | 05.01.2017 16:07:00 | 115.824 | 0.01 | 05.01.2017 16:10:00 | 115.911 | \$ 87.0 |
| 50 | Buy | 05.01.2017 16:02:00 | 115.748 | 0.01 | 05.01.2017 16:10:00 | 115.911 | \$ 163.0 |
| 49 | Buy | 05.01.2017 15:57:00 | 115.878 | 0.01 | 05.01.2017 16:10:00 | 115.911 | \$ 33.0 |
| 48 | Buy | 05.01.2017 15:52:00 | 115.889 | 0.01 | 05.01.2017 16:10:00 | 115.911 | \$ 22.0 |
| 47 | Buy | 05.01.2017 15:47:00 | 115.932 | 0.01 | 05.01.2017 16:10:00 | 115.911 | \$ -21.0 |
| 46 | Buy | 05.01.2017 15:42:00 | 115.864 | 0.01 | 05.01.2017 16:10:00 | 115.911 | \$ 47.0 |
| 45 | Buy | 05.01.2017 15:37:00 | 116.078 | 0.01 | 05.01.2017 16:10:00 | 115.911 | \$ -167.0 |
| 52 | Buy | 05.01.2017 16:14:00 | 115.94 | 0.01 | 05.01.2017 16:15:00 | 115.961 | \$ 21.0 |
| 53 | Buy | 05.01.2017 16:42:00 | 115.776 | 0.01 | 05.01.2017 16:43:00 | 115.797 | \$ 21.0 |
| 23 | Buy | 05.01.2017 15:36:00 | 116.114 | 0.01 | 05.01.2017 17:42:00 | 116.458 | \$ 344.0 |
| 22 | Buy | 05.01.2017 15:20:00 | 116.23 | 0.03 | 05.01.2017 17:42:00 | 116.458 | \$ 684.0 |
| 21 | Buy | 05.01.2017 13:48:00 | 116.406 | 0.01 | 05.01.2017 17:42:00 | 116.458 | \$ 52.0 |
| 20 | Buy | 05.01.2017 10:49:00 | 116.57 | 0.01 | 05.01.2017 17:42:00 | 116.458 | \$ -112.0 |
| 19 | Buy | 05.01.2017 08:57:00 | 117.246 | 0.01 | 05.01.2017 17:42:00 | 116.458 | \$ -788.0 |
| 25 | Buy | 05.01.2017 15:36:00 | 116.114 | 0.01 | 05.01.2017 18:21:00 | 116.487 | \$ 373.0 |
| 24 | Buy | 05.01.2017 15:20:00 | 116.23 | 0.02 | 05.01.2017 18:21:00 | 116.487 | \$ 514.0 |
| 23 | Buy | 05.01.2017 13:48:00 | 116.406 | 0.01 | 05.01.2017 18:21:00 | 116.487 | \$ 81.0 |
| 22 | Buy | 05.01.2017 10:49:00 | 116.57 | 0.01 | 05.01.2017 18:21:00 | 116.487 | \$ -83.0 |
| 21 | Buy | 05.01.2017 08:57:00 | 117.246 | 0.01 | 05.01.2017 18:21:00 | 116.487 | \$ -759.0 |
| 20 | Buy | 05.01.2017 15:36:00 | 116.114 | 0.01 | 05.01.2017 19:56:00 | 116.779 | \$ 665.0 |
| 19 | Buy | 05.01.2017 13:48:00 | 116.406 | 0.01 | 05.01.2017 19:56:00 | 116.779 | \$ 373.0 |
| 18 | Buy | 05.01.2017 10:49:00 | 116.57 | 0.01 | 05.01.2017 19:56:00 | 116.779 | \$ 209.0 |
| 17 | Buy | 05.01.2017 08:57:00 | 117.246 | 0.01 | 05.01.2017 19:56:00 | 116.779 | \$ -467.0 |
| 16 | Buy | 05.01.2017 05:37:00 | 117.456 | 0.01 | 05.01.2017 19:56:00 | 116.779 | \$ -677.0 |
| 21 | Buy | 05.01.2017 21:25:00 | 116.536 | 0.01 | 05.01.2017 21:43:00 | 116.557 | \$ 21.0 |
| 26 | Buy | 05.01.2017 21:25:00 | 116.536 | 0.02 | 05.01.2017 21:43:00 | 116.557 | \$ 42.0 |
| 27 | Buy | 05.01.2017 22:23:00 | 116.33 | 0.01 | 05.01.2017 22:30:00 | 116.351 | \$ 21.0 |
| 24 | Buy | 05.01.2017 23:02:00 | 116.074 | 0.01 | 05.01.2017 23:03:00 | 116.099 | \$ 25.0 |
| 22 | Buy | 05.01.2017 23:05:00 | 116.078 | 0.01 | 05.01.2017 23:06:00 | 116.099 | \$ 21.0 |
| 54 | Buy | 06.01.2017 00:02:00 | 115.866 | 0.01 | 06.01.2017 00:02:00 | 115.888 | \$ 22.0 |
| 28 | Buy | 06.01.2017 00:03:00 | 115.954 | 0.01 | 06.01.2017 00:03:00 | 115.976 | \$ 22.0 |
| 55 | Buy | 06.01.2017 00:09:00 | 115.853 | 0.01 | 06.01.2017 00:14:00 | 115.873 | \$ 20.0 |
| 25 | Buy | 06.01.2017 00:42:00 | 115.571 | 0.01 | 06.01.2017 00:42:00 | 115.597 | \$ 26.0 |
| 23 | Buy | 06.01.2017 00:45:00 | 115.542 | 0.01 | 06.01.2017 00:57:00 | 115.563 | \$ 21.0 |
| 66 | Buy | 06.01.2017 01:17:00 | 115.364 | 0.01 | 06.01.2017 01:26:00 | 115.552 | \$ 188.0 |
| 65 | Buy | 06.01.2017 01:12:00 | 115.35 | 0.01 | 06.01.2017 01:26:00 | 115.552 | \$ 202.0 |
| 64 | Buy | 06.01.2017 01:07:00 | 115.457 | 0.01 | 06.01.2017 01:26:00 | 115.552 | \$ 95.0 |
| 63 | Buy | 06.01.2017 01:02:00 | 115.577 | 0.01 | 06.01.2017 01:26:00 | 115.552 | \$ -25.0 |
| 62 | Buy | 06.01.2017 00:57:00 | 115.511 | 0.01 | 06.01.2017 01:26:00 | 115.552 | \$ 41.0 |
| 61 | Buy | 06.01.2017 00:52:00 | 115.394 | 0.01 | 06.01.2017 01:26:00 | 115.552 | \$ 158.0 |
| 60 | Buy | 06.01.2017 00:47:00 | 115.501 | 0.01 | 06.01.2017 01:26:00 | 115.552 | \$ 51.0 |

| | | | | | | | |
|----|------|---------------------|---------|------|---------------------|---------|------------|
| 59 | Buy | 06.01.2017 00:42:00 | 115.571 | 0.01 | 06.01.2017 01:26:00 | 115.552 | \$ -19.0 |
| 58 | Buy | 06.01.2017 00:37:00 | 115.682 | 0.01 | 06.01.2017 01:26:00 | 115.552 | \$ -130.0 |
| 57 | Buy | 06.01.2017 00:32:00 | 115.641 | 0.01 | 06.01.2017 01:26:00 | 115.552 | \$ -89.0 |
| 56 | Buy | 06.01.2017 00:27:00 | 115.797 | 0.01 | 06.01.2017 01:26:00 | 115.552 | \$ -245.0 |
| 29 | Buy | 06.01.2017 01:43:00 | 115.288 | 0.01 | 06.01.2017 01:45:00 | 115.308 | \$ 20.0 |
| 67 | Buy | 06.01.2017 01:42:00 | 115.317 | 0.01 | 06.01.2017 01:45:00 | 115.338 | \$ 21.0 |
| 24 | Buy | 06.01.2017 02:59:00 | 115.402 | 0.01 | 06.01.2017 03:03:00 | 115.425 | \$ 23.0 |
| 26 | Buy | 06.01.2017 02:59:00 | 115.402 | 0.01 | 06.01.2017 03:04:00 | 115.427 | \$ 25.0 |
| 25 | Buy | 06.01.2017 04:41:00 | 115.541 | 0.01 | 06.01.2017 04:49:00 | 115.561 | \$ 20.0 |
| 30 | Buy | 06.01.2017 04:41:00 | 115.541 | 0.02 | 06.01.2017 04:49:00 | 115.561 | \$ 40.0 |
| 27 | Buy | 06.01.2017 04:41:00 | 115.541 | 0.03 | 06.01.2017 04:50:00 | 115.568 | \$ 81.0 |
| 68 | Buy | 06.01.2017 06:46:00 | 115.337 | 0.01 | 06.01.2017 06:50:00 | 115.359 | \$ 22.0 |
| 28 | Buy | 06.01.2017 06:27:00 | 115.425 | 0.03 | 06.01.2017 07:42:00 | 115.451 | \$ 78.0 |
| 69 | Buy | 06.01.2017 08:44:00 | 115.147 | 0.01 | 06.01.2017 08:45:00 | 115.169 | \$ 22.0 |
| 30 | Buy | 06.01.2017 08:41:00 | 115.208 | 0.01 | 06.01.2017 09:02:00 | 115.347 | \$ 139.0 |
| 29 | Buy | 06.01.2017 08:29:00 | 115.359 | 0.03 | 06.01.2017 09:02:00 | 115.347 | \$ -36.0 |
| 33 | Buy | 06.01.2017 08:41:00 | 115.208 | 0.01 | 06.01.2017 09:02:00 | 115.396 | \$ 188.0 |
| 32 | Buy | 06.01.2017 08:29:00 | 115.359 | 0.02 | 06.01.2017 09:02:00 | 115.396 | \$ 74.0 |
| 31 | Buy | 06.01.2017 06:22:00 | 115.472 | 0.02 | 06.01.2017 09:02:00 | 115.396 | \$ -152.0 |
| 27 | Buy | 06.01.2017 08:29:00 | 115.359 | 0.01 | 06.01.2017 09:03:00 | 115.437 | \$ 78.0 |
| 26 | Buy | 06.01.2017 06:22:00 | 115.472 | 0.01 | 06.01.2017 09:03:00 | 115.437 | \$ -35.0 |
| 31 | Sell | 06.01.2017 14:00:00 | 115.94 | 0.03 | 06.01.2017 14:19:00 | 115.913 | \$ 81.0 |
| 28 | Sell | 06.01.2017 15:39:00 | 116.021 | 0.01 | 06.01.2017 18:23:00 | 115.999 | \$ 22.0 |
| 32 | Sell | 06.01.2017 15:40:00 | 116.027 | 0.03 | 06.01.2017 18:23:00 | 116.001 | \$ 78.0 |
| 34 | Sell | 06.01.2017 15:39:00 | 116.021 | 0.01 | 06.01.2017 18:23:00 | 115.999 | \$ 22.0 |
| 29 | Sell | 06.01.2017 21:26:00 | 116.106 | 0.01 | 06.01.2017 22:04:00 | 116.084 | \$ 22.0 |
| 35 | Sell | 06.01.2017 21:26:00 | 116.106 | 0.01 | 06.01.2017 22:04:00 | 116.084 | \$ 22.0 |
| 33 | Sell | 06.01.2017 22:31:00 | 116.221 | 0.03 | 06.01.2017 22:31:00 | 116.196 | \$ 75.0 |
| 30 | Sell | 06.01.2017 23:14:00 | 116.604 | 0.01 | 06.01.2017 23:15:00 | 116.581 | \$ 23.0 |
| 36 | Sell | 06.01.2017 23:14:00 | 116.604 | 0.01 | 06.01.2017 23:15:00 | 116.581 | \$ 23.0 |
| 34 | Sell | 07.01.2017 00:28:00 | 116.575 | 0.03 | 07.01.2017 00:32:00 | 116.548 | \$ 81.0 |
| 73 | Sell | 07.01.2017 01:56:00 | 116.942 | 0.01 | 07.01.2017 02:00:00 | 116.862 | \$ 80.0 |
| 72 | Sell | 07.01.2017 01:51:00 | 116.919 | 0.01 | 07.01.2017 02:00:00 | 116.862 | \$ 57.0 |
| 71 | Sell | 07.01.2017 01:46:00 | 116.835 | 0.01 | 07.01.2017 02:00:00 | 116.862 | \$ -27.0 |
| 70 | Sell | 07.01.2017 01:41:00 | 116.835 | 0.01 | 07.01.2017 02:00:00 | 116.862 | \$ -27.0 |
| 75 | Sell | 07.01.2017 02:06:00 | 116.894 | 0.01 | 07.01.2017 02:12:00 | 116.852 | \$ 42.0 |
| 74 | Sell | 07.01.2017 02:01:00 | 116.854 | 0.01 | 07.01.2017 02:12:00 | 116.852 | \$ 2.0 |
| 79 | Sell | 07.01.2017 02:34:00 | 116.996 | 0.01 | 07.01.2017 02:37:00 | 116.95 | \$ 46.0 |
| 78 | Sell | 07.01.2017 02:28:00 | 116.986 | 0.01 | 07.01.2017 02:37:00 | 116.95 | \$ 36.0 |
| 77 | Sell | 07.01.2017 02:23:00 | 116.987 | 0.01 | 07.01.2017 02:37:00 | 116.95 | \$ 37.0 |
| 76 | Sell | 07.01.2017 02:18:00 | 116.915 | 0.01 | 07.01.2017 02:37:00 | 116.95 | \$ -35.0 |
| 35 | Sell | 07.01.2017 02:19:00 | 116.954 | 0.03 | 07.01.2017 02:46:00 | 116.928 | \$ 78.0 |
| 36 | Sell | 07.01.2017 03:59:00 | 117.155 | 0.03 | 07.01.2017 04:03:00 | 117.129 | \$ 78.0 |
| 81 | Sell | 07.01.2017 04:00:00 | 117.166 | 0.01 | 07.01.2017 04:03:00 | 117.129 | \$ 37.0 |
| 80 | Sell | 07.01.2017 03:55:00 | 117.133 | 0.01 | 07.01.2017 04:03:00 | 117.129 | \$ 4.0 |
| 42 | Sell | 09.01.2017 14:51:00 | 117.521 | 0.03 | 09.01.2017 17:13:00 | 117.252 | \$ 807.0 |
| 41 | Sell | 09.01.2017 12:38:00 | 117.421 | 0.03 | 09.01.2017 17:13:00 | 117.252 | \$ 507.0 |
| 40 | Sell | 09.01.2017 11:58:00 | 117.307 | 0.05 | 09.01.2017 17:13:00 | 117.252 | \$ 275.0 |
| 39 | Sell | 09.01.2017 09:30:00 | 117.326 | 0.03 | 09.01.2017 17:13:00 | 117.252 | \$ 222.0 |
| 38 | Sell | 09.01.2017 09:20:00 | 117.195 | 0.05 | 09.01.2017 17:13:00 | 117.252 | \$ -285.0 |
| 37 | Sell | 09.01.2017 07:12:00 | 117.074 | 0.05 | 09.01.2017 17:13:00 | 117.252 | \$ -890.0 |
| 44 | Sell | 09.01.2017 14:51:00 | 117.521 | 0.01 | 09.01.2017 17:51:00 | 117.157 | \$ 364.0 |
| 43 | Sell | 09.01.2017 12:38:00 | 117.421 | 0.01 | 09.01.2017 17:51:00 | 117.157 | \$ 264.0 |
| 42 | Sell | 09.01.2017 11:58:00 | 117.307 | 0.02 | 09.01.2017 17:51:00 | 117.157 | \$ 300.0 |
| 41 | Sell | 09.01.2017 09:30:00 | 117.326 | 0.01 | 09.01.2017 17:51:00 | 117.157 | \$ 169.0 |
| 40 | Sell | 09.01.2017 09:20:00 | 117.195 | 0.02 | 09.01.2017 17:51:00 | 117.157 | \$ 76.0 |
| 39 | Sell | 09.01.2017 07:12:00 | 117.074 | 0.02 | 09.01.2017 17:51:00 | 117.157 | \$ -166.0 |
| 38 | Sell | 07.01.2017 03:24:00 | 116.937 | 0.01 | 09.01.2017 17:51:00 | 117.157 | \$ -229.83 |
| 37 | Sell | 07.01.2017 01:14:00 | 116.593 | 0.01 | 09.01.2017 17:51:00 | 117.157 | \$ -573.83 |
| 36 | Sell | 09.01.2017 14:51:00 | 117.521 | 0.01 | 09.01.2017 18:02:00 | 117.084 | \$ 437.0 |

| | | | | | | | |
|-----|------|---------------------|---------|------|---------------------|---------|------------|
| 35 | Sell | 09.01.2017 11:58:00 | 117.307 | 0.01 | 09.01.2017 18:02:00 | 117.084 | \$ 223.0 |
| 34 | Sell | 09.01.2017 09:20:00 | 117.195 | 0.01 | 09.01.2017 18:02:00 | 117.084 | \$ 111.0 |
| 33 | Sell | 09.01.2017 07:12:00 | 117.074 | 0.01 | 09.01.2017 18:02:00 | 117.084 | \$ -10.0 |
| 32 | Sell | 07.01.2017 03:24:00 | 116.937 | 0.01 | 09.01.2017 18:02:00 | 117.084 | \$ -156.83 |
| 31 | Sell | 07.01.2017 01:14:00 | 116.593 | 0.01 | 09.01.2017 18:02:00 | 117.084 | \$ -500.83 |
| 37 | Buy | 09.01.2017 20:37:00 | 116.725 | 0.01 | 09.01.2017 20:38:00 | 116.746 | \$ 21.0 |
| 45 | Buy | 09.01.2017 20:37:00 | 116.725 | 0.01 | 09.01.2017 20:38:00 | 116.746 | \$ 21.0 |
| 38 | Buy | 09.01.2017 22:22:00 | 116.536 | 0.01 | 09.01.2017 22:23:00 | 116.559 | \$ 23.0 |
| 46 | Buy | 09.01.2017 22:22:00 | 116.536 | 0.01 | 09.01.2017 22:23:00 | 116.559 | \$ 23.0 |
| 85 | Buy | 09.01.2017 23:19:00 | 116.26 | 0.01 | 09.01.2017 23:24:00 | 116.348 | \$ 88.0 |
| 84 | Buy | 09.01.2017 23:14:00 | 116.332 | 0.01 | 09.01.2017 23:24:00 | 116.348 | \$ 16.0 |
| 83 | Buy | 09.01.2017 23:09:00 | 116.323 | 0.01 | 09.01.2017 23:24:00 | 116.348 | \$ 25.0 |
| 82 | Buy | 09.01.2017 23:04:00 | 116.394 | 0.01 | 09.01.2017 23:24:00 | 116.348 | \$ -46.0 |
| 86 | Buy | 09.01.2017 23:33:00 | 116.284 | 0.01 | 09.01.2017 23:35:00 | 116.305 | \$ 21.0 |
| 87 | Buy | 09.01.2017 23:42:00 | 116.249 | 0.01 | 09.01.2017 23:47:00 | 116.269 | \$ 20.0 |
| 39 | Buy | 10.01.2017 00:07:00 | 116.323 | 0.01 | 10.01.2017 00:12:00 | 116.344 | \$ 21.0 |
| 47 | Buy | 10.01.2017 00:07:00 | 116.323 | 0.01 | 10.01.2017 00:12:00 | 116.344 | \$ 21.0 |
| 40 | Buy | 10.01.2017 01:47:00 | 116.062 | 0.01 | 10.01.2017 01:49:00 | 116.085 | \$ 23.0 |
| 48 | Buy | 10.01.2017 01:47:00 | 116.062 | 0.01 | 10.01.2017 01:49:00 | 116.085 | \$ 23.0 |
| 91 | Buy | 10.01.2017 01:57:00 | 116.078 | 0.01 | 10.01.2017 02:00:00 | 116.145 | \$ 67.0 |
| 90 | Buy | 10.01.2017 01:52:00 | 116.158 | 0.01 | 10.01.2017 02:00:00 | 116.145 | \$ -13.0 |
| 89 | Buy | 10.01.2017 01:47:00 | 116.062 | 0.01 | 10.01.2017 02:00:00 | 116.145 | \$ 83.0 |
| 88 | Buy | 10.01.2017 01:42:00 | 116.19 | 0.01 | 10.01.2017 02:00:00 | 116.145 | \$ -45.0 |
| 92 | Buy | 10.01.2017 02:15:00 | 116.1 | 0.01 | 10.01.2017 02:20:00 | 116.122 | \$ 22.0 |
| 41 | Buy | 10.01.2017 04:16:00 | 116.157 | 0.01 | 10.01.2017 04:29:00 | 116.179 | \$ 22.0 |
| 49 | Buy | 10.01.2017 04:16:00 | 116.157 | 0.02 | 10.01.2017 04:29:00 | 116.179 | \$ 44.0 |
| 50 | Buy | 10.01.2017 04:42:00 | 116.078 | 0.01 | 10.01.2017 04:45:00 | 116.099 | \$ 21.0 |
| 42 | Buy | 10.01.2017 06:35:00 | 116.028 | 0.01 | 10.01.2017 06:41:00 | 116.05 | \$ 22.0 |
| 51 | Buy | 10.01.2017 06:35:00 | 116.028 | 0.02 | 10.01.2017 06:41:00 | 116.05 | \$ 44.0 |
| 93 | Buy | 10.01.2017 07:01:00 | 115.776 | 0.01 | 10.01.2017 07:05:00 | 115.797 | \$ 21.0 |
| 94 | Buy | 10.01.2017 07:06:00 | 115.799 | 0.01 | 10.01.2017 07:06:00 | 115.82 | \$ 21.0 |
| 95 | Buy | 10.01.2017 07:11:00 | 115.832 | 0.01 | 10.01.2017 07:11:00 | 115.855 | \$ 23.0 |
| 97 | Buy | 10.01.2017 07:21:00 | 115.72 | 0.01 | 10.01.2017 07:22:00 | 115.789 | \$ 69.0 |
| 96 | Buy | 10.01.2017 07:16:00 | 115.815 | 0.01 | 10.01.2017 07:22:00 | 115.789 | \$ -26.0 |
| 98 | Buy | 10.01.2017 07:26:00 | 115.796 | 0.01 | 10.01.2017 07:30:00 | 115.819 | \$ 23.0 |
| 52 | Buy | 10.01.2017 07:01:00 | 115.897 | 0.01 | 10.01.2017 07:59:00 | 115.919 | \$ 22.0 |
| 43 | Buy | 10.01.2017 09:05:00 | 115.895 | 0.01 | 10.01.2017 09:07:00 | 115.916 | \$ 21.0 |
| 53 | Buy | 10.01.2017 09:05:00 | 115.895 | 0.02 | 10.01.2017 09:07:00 | 115.916 | \$ 42.0 |
| 100 | Buy | 10.01.2017 11:40:00 | 115.656 | 0.01 | 10.01.2017 11:41:00 | 115.715 | \$ 59.0 |
| 99 | Buy | 10.01.2017 11:35:00 | 115.733 | 0.01 | 10.01.2017 11:41:00 | 115.715 | \$ -18.0 |
| 102 | Buy | 10.01.2017 11:50:00 | 115.599 | 0.01 | 10.01.2017 11:54:00 | 115.647 | \$ 48.0 |
| 101 | Buy | 10.01.2017 11:45:00 | 115.655 | 0.01 | 10.01.2017 11:54:00 | 115.647 | \$ -8.0 |
| 106 | Buy | 10.01.2017 12:10:00 | 115.608 | 0.01 | 10.01.2017 12:11:00 | 115.641 | \$ 33.0 |
| 105 | Buy | 10.01.2017 12:05:00 | 115.616 | 0.01 | 10.01.2017 12:11:00 | 115.641 | \$ 25.0 |
| 104 | Buy | 10.01.2017 12:00:00 | 115.639 | 0.01 | 10.01.2017 12:11:00 | 115.641 | \$ 2.0 |
| 103 | Buy | 10.01.2017 11:55:00 | 115.618 | 0.01 | 10.01.2017 12:11:00 | 115.641 | \$ 23.0 |
| 107 | Buy | 10.01.2017 12:15:00 | 115.597 | 0.01 | 10.01.2017 12:15:00 | 115.617 | \$ 20.0 |
| 108 | Buy | 10.01.2017 12:24:00 | 115.63 | 0.01 | 10.01.2017 12:27:00 | 115.652 | \$ 22.0 |
| 109 | Buy | 10.01.2017 12:29:00 | 115.599 | 0.01 | 10.01.2017 12:30:00 | 115.62 | \$ 21.0 |
| 116 | Buy | 10.01.2017 13:05:00 | 115.314 | 0.01 | 10.01.2017 13:13:00 | 115.382 | \$ 68.0 |
| 115 | Buy | 10.01.2017 12:59:00 | 115.325 | 0.01 | 10.01.2017 13:13:00 | 115.382 | \$ 57.0 |
| 114 | Buy | 10.01.2017 12:54:00 | 115.348 | 0.01 | 10.01.2017 13:13:00 | 115.382 | \$ 34.0 |
| 113 | Buy | 10.01.2017 12:49:00 | 115.273 | 0.01 | 10.01.2017 13:13:00 | 115.382 | \$ 109.0 |
| 112 | Buy | 10.01.2017 12:44:00 | 115.39 | 0.01 | 10.01.2017 13:13:00 | 115.382 | \$ -8.0 |
| 111 | Buy | 10.01.2017 12:39:00 | 115.409 | 0.01 | 10.01.2017 13:13:00 | 115.382 | \$ -27.0 |
| 110 | Buy | 10.01.2017 12:34:00 | 115.47 | 0.01 | 10.01.2017 13:13:00 | 115.382 | \$ -88.0 |
| 45 | Buy | 10.01.2017 15:16:00 | 115.438 | 0.01 | 10.01.2017 15:50:00 | 115.706 | \$ 268.0 |
| 44 | Buy | 10.01.2017 11:30:00 | 115.932 | 0.01 | 10.01.2017 15:50:00 | 115.706 | \$ -226.0 |
| 56 | Buy | 10.01.2017 15:16:00 | 115.438 | 0.02 | 10.01.2017 15:50:00 | 115.708 | \$ 540.0 |
| 55 | Buy | 10.01.2017 11:36:00 | 115.693 | 0.01 | 10.01.2017 15:50:00 | 115.708 | \$ 15.0 |

| | | | | | | | |
|-----|------|---------------------|---------|------|---------------------|---------|------------|
| 54 | Buy | 10.01.2017 11:30:00 | 115.932 | 0.02 | 10.01.2017 15:50:00 | 115.708 | \$ -448.0 |
| 46 | Buy | 10.01.2017 17:50:00 | 115.732 | 0.01 | 10.01.2017 17:58:00 | 115.756 | \$ 24.0 |
| 57 | Buy | 10.01.2017 17:50:00 | 115.732 | 0.02 | 10.01.2017 17:58:00 | 115.756 | \$ 48.0 |
| 53 | Buy | 10.01.2017 15:16:00 | 115.438 | 0.03 | 10.01.2017 18:28:00 | 116.068 | \$ 1890.0 |
| 52 | Buy | 10.01.2017 12:07:00 | 115.552 | 0.01 | 10.01.2017 18:28:00 | 116.068 | \$ 516.0 |
| 51 | Buy | 10.01.2017 07:01:00 | 115.897 | 0.01 | 10.01.2017 18:28:00 | 116.068 | \$ 171.0 |
| 50 | Buy | 10.01.2017 06:35:00 | 116.028 | 0.03 | 10.01.2017 18:28:00 | 116.068 | \$ 120.0 |
| 49 | Buy | 10.01.2017 04:45:00 | 116.074 | 0.01 | 10.01.2017 18:28:00 | 116.068 | \$ -6.0 |
| 48 | Buy | 10.01.2017 04:16:00 | 116.157 | 0.03 | 10.01.2017 18:28:00 | 116.068 | \$ -267.0 |
| 47 | Buy | 10.01.2017 03:05:00 | 116.11 | 0.01 | 10.01.2017 18:28:00 | 116.068 | \$ -42.0 |
| 46 | Buy | 10.01.2017 01:25:00 | 116.328 | 0.01 | 10.01.2017 18:28:00 | 116.068 | \$ -260.0 |
| 45 | Buy | 09.01.2017 23:44:00 | 116.24 | 0.01 | 10.01.2017 18:28:00 | 116.068 | \$ -168.03 |
| 44 | Buy | 09.01.2017 22:04:00 | 116.646 | 0.01 | 10.01.2017 18:28:00 | 116.068 | \$ -574.03 |
| 43 | Buy | 09.01.2017 20:09:00 | 117.004 | 0.01 | 10.01.2017 18:28:00 | 116.068 | \$ -932.03 |
| 47 | Buy | 10.01.2017 19:51:00 | 115.83 | 0.01 | 10.01.2017 20:00:00 | 115.853 | \$ 23.0 |
| 58 | Buy | 10.01.2017 19:51:00 | 115.83 | 0.02 | 10.01.2017 20:00:00 | 115.853 | \$ 46.0 |
| 48 | Sell | 10.01.2017 22:00:00 | 116.209 | 0.01 | 10.01.2017 22:02:00 | 116.187 | \$ 22.0 |
| 59 | Sell | 10.01.2017 22:00:00 | 116.209 | 0.01 | 10.01.2017 22:02:00 | 116.187 | \$ 22.0 |
| 54 | Sell | 10.01.2017 21:41:00 | 116.077 | 0.03 | 10.01.2017 23:21:00 | 116.049 | \$ 84.0 |
| 55 | Buy | 10.01.2017 23:39:00 | 115.632 | 0.01 | 10.01.2017 23:39:00 | 115.658 | \$ 26.0 |
| 49 | Buy | 11.01.2017 00:14:00 | 115.565 | 0.01 | 11.01.2017 00:14:00 | 115.587 | \$ 22.0 |
| 60 | Buy | 11.01.2017 00:14:00 | 115.565 | 0.01 | 11.01.2017 00:14:00 | 115.587 | \$ 22.0 |
| 56 | Buy | 11.01.2017 01:19:00 | 115.407 | 0.01 | 11.01.2017 01:20:00 | 115.432 | \$ 25.0 |
| 61 | Buy | 11.01.2017 04:02:00 | 115.687 | 0.01 | 11.01.2017 04:05:00 | 115.709 | \$ 22.0 |
| 50 | Buy | 11.01.2017 04:02:00 | 115.698 | 0.01 | 11.01.2017 04:06:00 | 115.72 | \$ 22.0 |
| 51 | Buy | 11.01.2017 05:49:00 | 115.668 | 0.01 | 11.01.2017 06:04:00 | 115.69 | \$ 22.0 |
| 62 | Buy | 11.01.2017 05:49:00 | 115.668 | 0.01 | 11.01.2017 06:04:00 | 115.69 | \$ 22.0 |
| 52 | Sell | 11.01.2017 10:06:00 | 116.089 | 0.01 | 11.01.2017 10:07:00 | 116.068 | \$ 21.0 |
| 63 | Sell | 11.01.2017 10:06:00 | 116.089 | 0.01 | 11.01.2017 10:07:00 | 116.068 | \$ 21.0 |
| 57 | Sell | 11.01.2017 09:52:00 | 115.886 | 0.03 | 11.01.2017 10:51:00 | 115.86 | \$ 78.0 |
| 58 | Sell | 11.01.2017 11:38:00 | 116.225 | 0.03 | 11.01.2017 11:42:00 | 116.198 | \$ 81.0 |
| 53 | Sell | 11.01.2017 13:15:00 | 116.116 | 0.01 | 11.01.2017 13:17:00 | 116.095 | \$ 21.0 |
| 64 | Sell | 11.01.2017 13:15:00 | 116.116 | 0.01 | 11.01.2017 13:17:00 | 116.095 | \$ 21.0 |
| 59 | Sell | 11.01.2017 13:32:00 | 116.122 | 0.03 | 11.01.2017 13:39:00 | 116.095 | \$ 81.0 |
| 60 | Sell | 11.01.2017 15:40:00 | 116.064 | 0.05 | 11.01.2017 15:46:00 | 116.037 | \$ 135.0 |
| 54 | Sell | 11.01.2017 15:40:00 | 116.053 | 0.01 | 11.01.2017 15:47:00 | 116.032 | \$ 21.0 |
| 65 | Sell | 11.01.2017 15:40:00 | 116.053 | 0.02 | 11.01.2017 15:47:00 | 116.032 | \$ 42.0 |
| 66 | Sell | 11.01.2017 16:46:00 | 116.128 | 0.01 | 11.01.2017 16:49:00 | 116.106 | \$ 22.0 |
| 56 | Sell | 11.01.2017 21:05:00 | 116.364 | 0.01 | 11.01.2017 21:17:00 | 116.223 | \$ 141.0 |
| 55 | Sell | 11.01.2017 18:41:00 | 116.122 | 0.01 | 11.01.2017 21:17:00 | 116.223 | \$ -101.0 |
| 68 | Sell | 11.01.2017 21:05:00 | 116.364 | 0.01 | 11.01.2017 21:17:00 | 116.223 | \$ 141.0 |
| 67 | Sell | 11.01.2017 18:41:00 | 116.122 | 0.01 | 11.01.2017 21:17:00 | 116.223 | \$ -101.0 |
| 63 | Sell | 11.01.2017 21:05:00 | 116.364 | 0.03 | 11.01.2017 22:54:00 | 116.098 | \$ 798.0 |
| 62 | Sell | 11.01.2017 18:18:00 | 116.059 | 0.03 | 11.01.2017 22:54:00 | 116.098 | \$ -117.0 |
| 61 | Sell | 11.01.2017 18:17:00 | 116.027 | 0.05 | 11.01.2017 22:54:00 | 116.098 | \$ -355.0 |
| 57 | Sell | 11.01.2017 23:26:00 | 116.261 | 0.01 | 11.01.2017 23:28:00 | 116.24 | \$ 21.0 |
| 69 | Sell | 11.01.2017 23:26:00 | 116.261 | 0.02 | 11.01.2017 23:28:00 | 116.24 | \$ 42.0 |
| 64 | Sell | 11.01.2017 23:33:00 | 116.298 | 0.05 | 11.01.2017 23:35:00 | 116.271 | \$ 135.0 |
| 70 | Sell | 11.01.2017 23:42:00 | 116.353 | 0.01 | 11.01.2017 23:44:00 | 116.332 | \$ 21.0 |
| 65 | Sell | 11.01.2017 23:42:00 | 116.353 | 0.03 | 11.01.2017 23:46:00 | 116.327 | \$ 78.0 |
| 117 | Sell | 12.01.2017 00:01:00 | 116.669 | 0.01 | 12.01.2017 00:04:00 | 116.647 | \$ 22.0 |
| 123 | Sell | 12.01.2017 00:31:00 | 116.741 | 0.01 | 12.01.2017 00:34:00 | 116.723 | \$ 18.0 |
| 122 | Sell | 12.01.2017 00:26:00 | 116.786 | 0.01 | 12.01.2017 00:34:00 | 116.723 | \$ 63.0 |
| 121 | Sell | 12.01.2017 00:21:00 | 116.762 | 0.01 | 12.01.2017 00:34:00 | 116.723 | \$ 39.0 |
| 120 | Sell | 12.01.2017 00:16:00 | 116.773 | 0.01 | 12.01.2017 00:34:00 | 116.723 | \$ 50.0 |
| 119 | Sell | 12.01.2017 00:11:00 | 116.741 | 0.01 | 12.01.2017 00:34:00 | 116.723 | \$ 18.0 |
| 118 | Sell | 12.01.2017 00:06:00 | 116.671 | 0.01 | 12.01.2017 00:34:00 | 116.723 | \$ -52.0 |
| 125 | Sell | 12.01.2017 00:41:00 | 116.796 | 0.01 | 12.01.2017 00:45:00 | 116.728 | \$ 68.0 |
| 124 | Sell | 12.01.2017 00:36:00 | 116.703 | 0.01 | 12.01.2017 00:45:00 | 116.728 | \$ -25.0 |
| 58 | Sell | 12.01.2017 01:14:00 | 116.772 | 0.01 | 12.01.2017 01:15:00 | 116.751 | \$ 21.0 |

| | | | | | | | |
|-----|------|---------------------|---------|------|---------------------|---------|-----------|
| 66 | Sell | 12.01.2017 01:22:00 | 116.743 | 0.03 | 12.01.2017 01:23:00 | 116.717 | \$ 78.0 |
| 71 | Sell | 12.01.2017 01:23:00 | 116.777 | 0.01 | 12.01.2017 01:23:00 | 116.754 | \$ 23.0 |
| 67 | Buy | 12.01.2017 02:40:00 | 115.611 | 0.01 | 12.01.2017 02:44:00 | 115.639 | \$ 28.0 |
| 59 | Buy | 12.01.2017 02:53:00 | 115.332 | 0.01 | 12.01.2017 02:55:00 | 115.354 | \$ 22.0 |
| 72 | Buy | 12.01.2017 02:53:00 | 115.332 | 0.01 | 12.01.2017 02:55:00 | 115.354 | \$ 22.0 |
| 129 | Buy | 12.01.2017 03:19:00 | 114.386 | 0.01 | 12.01.2017 03:23:00 | 114.688 | \$ 302.0 |
| 128 | Buy | 12.01.2017 03:14:00 | 114.584 | 0.01 | 12.01.2017 03:23:00 | 114.688 | \$ 104.0 |
| 127 | Buy | 12.01.2017 03:09:00 | 114.62 | 0.01 | 12.01.2017 03:23:00 | 114.688 | \$ 68.0 |
| 126 | Buy | 12.01.2017 03:04:00 | 115.082 | 0.01 | 12.01.2017 03:23:00 | 114.688 | \$ -394.0 |
| 132 | Buy | 12.01.2017 03:34:00 | 114.566 | 0.01 | 12.01.2017 03:36:00 | 114.664 | \$ 98.0 |
| 131 | Buy | 12.01.2017 03:29:00 | 114.54 | 0.01 | 12.01.2017 03:36:00 | 114.664 | \$ 124.0 |
| 130 | Buy | 12.01.2017 03:24:00 | 114.823 | 0.01 | 12.01.2017 03:36:00 | 114.664 | \$ -159.0 |
| 133 | Buy | 12.01.2017 03:39:00 | 114.778 | 0.01 | 12.01.2017 03:39:00 | 114.8 | \$ 22.0 |
| 134 | Buy | 12.01.2017 03:44:00 | 114.967 | 0.01 | 12.01.2017 03:46:00 | 114.99 | \$ 23.0 |
| 135 | Buy | 12.01.2017 03:49:00 | 114.86 | 0.01 | 12.01.2017 03:49:00 | 114.882 | \$ 22.0 |
| 60 | Buy | 12.01.2017 06:10:00 | 115.377 | 0.01 | 12.01.2017 06:47:00 | 115.398 | \$ 21.0 |
| 73 | Buy | 12.01.2017 06:10:00 | 115.377 | 0.01 | 12.01.2017 06:47:00 | 115.398 | \$ 21.0 |
| 74 | Buy | 12.01.2017 07:10:00 | 115.34 | 0.02 | 12.01.2017 07:13:00 | 115.361 | \$ 42.0 |
| 75 | Buy | 12.01.2017 08:26:00 | 115.25 | 0.01 | 12.01.2017 08:27:00 | 115.272 | \$ 22.0 |
| 141 | Buy | 12.01.2017 08:59:00 | 115.102 | 0.01 | 12.01.2017 09:01:00 | 115.149 | \$ 47.0 |
| 140 | Buy | 12.01.2017 08:54:00 | 115.065 | 0.01 | 12.01.2017 09:01:00 | 115.149 | \$ 84.0 |
| 139 | Buy | 12.01.2017 08:49:00 | 115.125 | 0.01 | 12.01.2017 09:01:00 | 115.149 | \$ 24.0 |
| 138 | Buy | 12.01.2017 08:44:00 | 115.075 | 0.01 | 12.01.2017 09:01:00 | 115.149 | \$ 74.0 |
| 137 | Buy | 12.01.2017 08:39:00 | 115.18 | 0.01 | 12.01.2017 09:01:00 | 115.149 | \$ -31.0 |
| 136 | Buy | 12.01.2017 08:34:00 | 115.206 | 0.01 | 12.01.2017 09:01:00 | 115.149 | \$ -57.0 |
| 143 | Buy | 12.01.2017 09:14:00 | 115.054 | 0.01 | 12.01.2017 09:18:00 | 115.092 | \$ 38.0 |
| 142 | Buy | 12.01.2017 09:09:00 | 115.085 | 0.01 | 12.01.2017 09:18:00 | 115.092 | \$ 7.0 |
| 144 | Buy | 12.01.2017 09:21:00 | 115.003 | 0.01 | 12.01.2017 09:22:00 | 115.026 | \$ 23.0 |
| 145 | Buy | 12.01.2017 09:27:00 | 114.984 | 0.01 | 12.01.2017 09:28:00 | 115.004 | \$ 20.0 |
| 68 | Buy | 12.01.2017 10:05:00 | 115.081 | 0.01 | 12.01.2017 10:13:00 | 115.109 | \$ 28.0 |
| 76 | Buy | 12.01.2017 10:06:00 | 115.082 | 0.01 | 12.01.2017 10:13:00 | 115.103 | \$ 21.0 |
| 146 | Buy | 12.01.2017 11:13:00 | 114.854 | 0.01 | 12.01.2017 11:15:00 | 114.875 | \$ 21.0 |
| 147 | Buy | 12.01.2017 11:18:00 | 114.778 | 0.01 | 12.01.2017 11:19:00 | 114.8 | \$ 22.0 |
| 148 | Buy | 12.01.2017 11:23:00 | 114.82 | 0.01 | 12.01.2017 11:26:00 | 114.843 | \$ 23.0 |
| 69 | Buy | 12.01.2017 11:45:00 | 114.707 | 0.01 | 12.01.2017 11:45:00 | 114.733 | \$ 26.0 |
| 77 | Buy | 12.01.2017 11:47:00 | 114.701 | 0.01 | 12.01.2017 11:51:00 | 114.724 | \$ 23.0 |
| 153 | Buy | 12.01.2017 11:48:00 | 114.684 | 0.01 | 12.01.2017 11:53:00 | 114.782 | \$ 98.0 |
| 152 | Buy | 12.01.2017 11:43:00 | 114.739 | 0.01 | 12.01.2017 11:53:00 | 114.782 | \$ 43.0 |
| 151 | Buy | 12.01.2017 11:38:00 | 114.737 | 0.01 | 12.01.2017 11:53:00 | 114.782 | \$ 45.0 |
| 150 | Buy | 12.01.2017 11:33:00 | 114.798 | 0.01 | 12.01.2017 11:53:00 | 114.782 | \$ -16.0 |
| 149 | Buy | 12.01.2017 11:28:00 | 114.849 | 0.01 | 12.01.2017 11:53:00 | 114.782 | \$ -67.0 |
| 158 | Buy | 12.01.2017 13:07:00 | 114.467 | 0.01 | 12.01.2017 13:09:00 | 114.517 | \$ 50.0 |
| 157 | Buy | 12.01.2017 13:02:00 | 114.467 | 0.01 | 12.01.2017 13:09:00 | 114.517 | \$ 50.0 |
| 156 | Buy | 12.01.2017 12:57:00 | 114.484 | 0.01 | 12.01.2017 13:09:00 | 114.517 | \$ 33.0 |
| 155 | Buy | 12.01.2017 12:52:00 | 114.523 | 0.01 | 12.01.2017 13:09:00 | 114.517 | \$ -6.0 |
| 154 | Buy | 12.01.2017 12:47:00 | 114.543 | 0.01 | 12.01.2017 13:09:00 | 114.517 | \$ -26.0 |
| 159 | Buy | 12.01.2017 13:13:00 | 114.464 | 0.01 | 12.01.2017 13:18:00 | 114.488 | \$ 24.0 |
| 70 | Buy | 12.01.2017 14:40:00 | 114.581 | 0.01 | 12.01.2017 14:41:00 | 114.609 | \$ 28.0 |
| 78 | Buy | 12.01.2017 14:40:00 | 114.581 | 0.01 | 12.01.2017 14:41:00 | 114.602 | \$ 21.0 |
| 79 | Buy | 12.01.2017 15:01:00 | 114.472 | 0.02 | 12.01.2017 15:03:00 | 114.492 | \$ 40.0 |
| 160 | Buy | 12.01.2017 14:59:00 | 114.469 | 0.01 | 12.01.2017 15:03:00 | 114.492 | \$ 23.0 |
| 71 | Buy | 12.01.2017 15:01:00 | 114.472 | 0.03 | 12.01.2017 15:05:00 | 114.499 | \$ 81.0 |
| 161 | Buy | 12.01.2017 15:40:00 | 114.357 | 0.01 | 12.01.2017 15:40:00 | 114.379 | \$ 22.0 |
| 162 | Buy | 12.01.2017 15:45:00 | 114.362 | 0.01 | 12.01.2017 15:45:00 | 114.383 | \$ 21.0 |
| 163 | Buy | 12.01.2017 15:50:00 | 114.297 | 0.01 | 12.01.2017 15:50:00 | 114.32 | \$ 23.0 |
| 164 | Buy | 12.01.2017 15:59:00 | 114.315 | 0.01 | 12.01.2017 16:00:00 | 114.337 | \$ 22.0 |
| 72 | Buy | 12.01.2017 16:30:00 | 114.369 | 0.01 | 12.01.2017 16:32:00 | 114.394 | \$ 25.0 |
| 80 | Buy | 12.01.2017 16:30:00 | 114.369 | 0.01 | 12.01.2017 16:32:00 | 114.391 | \$ 22.0 |
| 73 | Buy | 12.01.2017 16:56:00 | 114.379 | 0.03 | 12.01.2017 17:02:00 | 114.406 | \$ 81.0 |
| 81 | Buy | 12.01.2017 16:56:00 | 114.379 | 0.02 | 12.01.2017 17:02:00 | 114.401 | \$ 44.0 |

| | | | | | | | |
|-----|------|---------------------|---------|------|---------------------|---------|------------|
| 167 | Buy | 12.01.2017 17:20:00 | 114.141 | 0.01 | 12.01.2017 17:24:00 | 114.159 | \$ 18.0 |
| 166 | Buy | 12.01.2017 17:15:00 | 114.077 | 0.01 | 12.01.2017 17:24:00 | 114.159 | \$ 82.0 |
| 165 | Buy | 12.01.2017 17:10:00 | 114.192 | 0.01 | 12.01.2017 17:24:00 | 114.159 | \$ -33.0 |
| 170 | Buy | 12.01.2017 17:37:00 | 114.095 | 0.01 | 12.01.2017 17:37:00 | 114.125 | \$ 30.0 |
| 169 | Buy | 12.01.2017 17:32:00 | 114.055 | 0.01 | 12.01.2017 17:37:00 | 114.125 | \$ 70.0 |
| 168 | Buy | 12.01.2017 17:27:00 | 114.16 | 0.01 | 12.01.2017 17:37:00 | 114.125 | \$ -35.0 |
| 171 | Buy | 12.01.2017 17:42:00 | 113.961 | 0.01 | 12.01.2017 17:42:00 | 113.982 | \$ 21.0 |
| 172 | Buy | 12.01.2017 17:47:00 | 113.814 | 0.01 | 12.01.2017 17:48:00 | 113.836 | \$ 22.0 |
| 173 | Buy | 12.01.2017 17:52:00 | 113.932 | 0.01 | 12.01.2017 17:55:00 | 113.956 | \$ 24.0 |
| 174 | Buy | 12.01.2017 17:57:00 | 113.998 | 0.01 | 12.01.2017 17:57:00 | 114.02 | \$ 22.0 |
| 74 | Buy | 12.01.2017 18:31:00 | 114.029 | 0.01 | 12.01.2017 18:31:00 | 114.055 | \$ 26.0 |
| 82 | Buy | 12.01.2017 18:31:00 | 114.029 | 0.01 | 12.01.2017 18:31:00 | 114.05 | \$ 21.0 |
| 175 | Buy | 12.01.2017 21:25:00 | 114.067 | 0.01 | 12.01.2017 21:29:00 | 114.089 | \$ 22.0 |
| 176 | Buy | 12.01.2017 21:31:00 | 114.06 | 0.01 | 12.01.2017 21:35:00 | 114.082 | \$ 22.0 |
| 177 | Buy | 12.01.2017 21:44:00 | 114.046 | 0.01 | 12.01.2017 21:47:00 | 114.069 | \$ 23.0 |
| 178 | Buy | 12.01.2017 21:52:00 | 114.015 | 0.01 | 12.01.2017 21:56:00 | 114.037 | \$ 22.0 |
| 75 | Buy | 12.01.2017 22:02:00 | 113.953 | 0.03 | 12.01.2017 22:02:00 | 113.981 | \$ 84.0 |
| 179 | Buy | 12.01.2017 22:01:00 | 113.986 | 0.01 | 12.01.2017 22:05:00 | 114.01 | \$ 24.0 |
| 180 | Buy | 12.01.2017 22:11:00 | 113.946 | 0.01 | 12.01.2017 22:12:00 | 113.968 | \$ 22.0 |
| 83 | Buy | 12.01.2017 21:18:00 | 114.178 | 0.02 | 12.01.2017 22:23:00 | 114.199 | \$ 42.0 |
| 84 | Buy | 12.01.2017 23:51:00 | 114.229 | 0.02 | 12.01.2017 23:54:00 | 114.25 | \$ 42.0 |
| 76 | Buy | 13.01.2017 00:07:00 | 113.983 | 0.03 | 13.01.2017 00:11:00 | 114.01 | \$ 81.0 |
| 182 | Buy | 13.01.2017 00:10:00 | 113.987 | 0.01 | 13.01.2017 00:11:00 | 114.029 | \$ 42.0 |
| 181 | Buy | 13.01.2017 00:05:00 | 114.027 | 0.01 | 13.01.2017 00:11:00 | 114.029 | \$ 2.0 |
| 184 | Buy | 13.01.2017 00:20:00 | 113.89 | 0.01 | 13.01.2017 00:24:00 | 113.967 | \$ 77.0 |
| 183 | Buy | 13.01.2017 00:15:00 | 113.998 | 0.01 | 13.01.2017 00:24:00 | 113.967 | \$ -31.0 |
| 185 | Buy | 13.01.2017 00:25:00 | 113.958 | 0.01 | 13.01.2017 00:26:00 | 113.979 | \$ 21.0 |
| 186 | Buy | 13.01.2017 01:05:00 | 113.928 | 0.01 | 13.01.2017 01:05:00 | 113.95 | \$ 22.0 |
| 187 | Buy | 13.01.2017 01:10:00 | 113.881 | 0.01 | 13.01.2017 01:12:00 | 113.903 | \$ 22.0 |
| 188 | Buy | 13.01.2017 01:15:00 | 113.875 | 0.01 | 13.01.2017 01:16:00 | 113.896 | \$ 21.0 |
| 189 | Buy | 13.01.2017 01:22:00 | 113.852 | 0.01 | 13.01.2017 01:23:00 | 113.875 | \$ 23.0 |
| 77 | Buy | 13.01.2017 01:03:00 | 113.979 | 0.01 | 13.01.2017 01:27:00 | 114.004 | \$ 25.0 |
| 85 | Buy | 13.01.2017 01:03:00 | 113.979 | 0.01 | 13.01.2017 01:27:00 | 114.0 | \$ 21.0 |
| 69 | Buy | 13.01.2017 01:49:00 | 113.978 | 0.01 | 13.01.2017 04:50:00 | 114.525 | \$ 547.0 |
| 68 | Buy | 12.01.2017 23:51:00 | 114.229 | 0.01 | 13.01.2017 04:50:00 | 114.525 | \$ 299.97 |
| 67 | Buy | 12.01.2017 21:18:00 | 114.178 | 0.01 | 13.01.2017 04:50:00 | 114.525 | \$ 350.97 |
| 66 | Buy | 12.01.2017 18:31:00 | 114.029 | 0.01 | 13.01.2017 04:50:00 | 114.525 | \$ 499.97 |
| 65 | Buy | 12.01.2017 16:30:00 | 114.391 | 0.01 | 13.01.2017 04:50:00 | 114.525 | \$ 137.97 |
| 64 | Buy | 12.01.2017 14:40:00 | 114.581 | 0.01 | 13.01.2017 04:50:00 | 114.525 | \$ -52.03 |
| 63 | Buy | 12.01.2017 11:45:00 | 114.707 | 0.01 | 13.01.2017 04:50:00 | 114.525 | \$ -178.03 |
| 62 | Buy | 12.01.2017 10:05:00 | 115.081 | 0.01 | 13.01.2017 04:50:00 | 114.525 | \$ -552.03 |
| 61 | Buy | 12.01.2017 08:21:00 | 115.352 | 0.01 | 13.01.2017 04:50:00 | 114.525 | \$ -823.03 |
| 78 | Sell | 13.01.2017 05:00:00 | 114.665 | 0.03 | 13.01.2017 05:00:00 | 114.64 | \$ 75.0 |
| 79 | Sell | 13.01.2017 06:40:00 | 114.704 | 0.03 | 13.01.2017 07:12:00 | 114.676 | \$ 84.0 |
| 70 | Sell | 13.01.2017 06:27:00 | 114.644 | 0.01 | 13.01.2017 07:28:00 | 114.624 | \$ 20.0 |
| 86 | Sell | 13.01.2017 06:27:00 | 114.644 | 0.01 | 13.01.2017 07:28:00 | 114.624 | \$ 20.0 |
| 71 | Sell | 13.01.2017 08:27:00 | 114.741 | 0.01 | 13.01.2017 08:44:00 | 114.72 | \$ 21.0 |
| 80 | Sell | 13.01.2017 08:27:00 | 114.741 | 0.03 | 13.01.2017 08:44:00 | 114.715 | \$ 78.0 |
| 87 | Sell | 13.01.2017 08:27:00 | 114.741 | 0.01 | 13.01.2017 08:44:00 | 114.72 | \$ 21.0 |
| 81 | Sell | 13.01.2017 10:07:00 | 115.039 | 0.03 | 13.01.2017 10:07:00 | 115.012 | \$ 81.0 |
| 82 | Sell | 13.01.2017 11:47:00 | 115.057 | 0.03 | 13.01.2017 12:42:00 | 115.032 | \$ 75.0 |
| 72 | Sell | 13.01.2017 11:30:00 | 114.981 | 0.01 | 13.01.2017 13:21:00 | 114.96 | \$ 21.0 |
| 88 | Sell | 13.01.2017 11:30:00 | 114.981 | 0.01 | 13.01.2017 13:21:00 | 114.96 | \$ 21.0 |
| 83 | Buy | 13.01.2017 19:38:00 | 114.572 | 0.01 | 13.01.2017 19:42:00 | 114.598 | \$ 26.0 |
| 84 | Buy | 13.01.2017 21:41:00 | 114.582 | 0.01 | 13.01.2017 21:45:00 | 114.609 | \$ 27.0 |
| 73 | Buy | 13.01.2017 21:50:00 | 114.462 | 0.01 | 13.01.2017 21:58:00 | 114.483 | \$ 21.0 |
| 89 | Buy | 13.01.2017 21:50:00 | 114.462 | 0.01 | 13.01.2017 21:58:00 | 114.483 | \$ 21.0 |
| 74 | Sell | 13.01.2017 23:20:00 | 115.163 | 0.01 | 13.01.2017 23:21:00 | 115.142 | \$ 21.0 |
| 90 | Sell | 13.01.2017 23:20:00 | 115.163 | 0.01 | 13.01.2017 23:21:00 | 115.142 | \$ 21.0 |
| 75 | Sell | 14.01.2017 01:25:00 | 115.141 | 0.01 | 14.01.2017 01:44:00 | 115.119 | \$ 22.0 |

| | | | | | | | |
|-----|------|---------------------|---------|------|---------------------|---------|------------|
| 91 | Sell | 14.01.2017 01:25:00 | 115.141 | 0.01 | 14.01.2017 01:44:00 | 115.119 | \$ 22.0 |
| 86 | Sell | 14.01.2017 01:25:00 | 115.141 | 0.03 | 14.01.2017 01:51:00 | 114.984 | \$ 471.0 |
| 85 | Sell | 13.01.2017 23:07:00 | 114.881 | 0.03 | 14.01.2017 01:51:00 | 114.984 | \$ -309.0 |
| 76 | Buy | 14.01.2017 04:16:00 | 114.458 | 0.01 | 14.01.2017 04:18:00 | 114.48 | \$ 22.0 |
| 92 | Buy | 14.01.2017 04:16:00 | 114.458 | 0.01 | 14.01.2017 04:18:00 | 114.48 | \$ 22.0 |
| 77 | Buy | 14.01.2017 06:25:00 | 114.517 | 0.01 | 14.01.2017 06:39:00 | 114.537 | \$ 20.0 |
| 93 | Buy | 14.01.2017 06:25:00 | 114.517 | 0.01 | 14.01.2017 06:39:00 | 114.537 | \$ 20.0 |
| 78 | Buy | 16.01.2017 08:08:00 | 114.329 | 0.01 | 16.01.2017 09:13:00 | 114.352 | \$ 23.0 |
| 94 | Buy | 16.01.2017 08:08:00 | 114.329 | 0.01 | 16.01.2017 09:13:00 | 114.352 | \$ 23.0 |
| 191 | Buy | 16.01.2017 15:43:00 | 113.77 | 0.01 | 16.01.2017 15:47:00 | 113.826 | \$ 56.0 |
| 190 | Buy | 16.01.2017 15:38:00 | 113.84 | 0.01 | 16.01.2017 15:47:00 | 113.826 | \$ -14.0 |
| 192 | Buy | 16.01.2017 15:49:00 | 113.798 | 0.01 | 16.01.2017 15:52:00 | 113.821 | \$ 23.0 |
| 81 | Buy | 16.01.2017 15:40:00 | 113.755 | 0.01 | 16.01.2017 16:58:00 | 114.094 | \$ 339.0 |
| 80 | Buy | 16.01.2017 14:00:00 | 114.141 | 0.01 | 16.01.2017 16:58:00 | 114.094 | \$ -47.0 |
| 79 | Buy | 16.01.2017 11:26:00 | 114.315 | 0.01 | 16.01.2017 16:58:00 | 114.094 | \$ -221.0 |
| 98 | Buy | 16.01.2017 14:24:00 | 114.077 | 0.01 | 16.01.2017 17:59:00 | 114.232 | \$ 155.0 |
| 97 | Buy | 16.01.2017 14:00:00 | 114.141 | 0.02 | 16.01.2017 17:59:00 | 114.232 | \$ 182.0 |
| 96 | Buy | 16.01.2017 11:26:00 | 114.274 | 0.01 | 16.01.2017 17:59:00 | 114.232 | \$ -42.0 |
| 95 | Buy | 16.01.2017 11:26:00 | 114.315 | 0.02 | 16.01.2017 17:59:00 | 114.232 | \$ -166.0 |
| 92 | Buy | 16.01.2017 14:24:00 | 114.077 | 0.01 | 16.01.2017 18:03:00 | 114.308 | \$ 231.0 |
| 91 | Buy | 16.01.2017 14:00:00 | 114.141 | 0.03 | 16.01.2017 18:03:00 | 114.308 | \$ 501.0 |
| 90 | Buy | 16.01.2017 11:26:00 | 114.255 | 0.01 | 16.01.2017 18:03:00 | 114.308 | \$ 53.0 |
| 89 | Buy | 16.01.2017 08:08:00 | 114.329 | 0.01 | 16.01.2017 18:03:00 | 114.308 | \$ -21.0 |
| 88 | Buy | 14.01.2017 06:25:00 | 114.517 | 0.01 | 16.01.2017 18:03:00 | 114.308 | \$ -205.03 |
| 87 | Buy | 14.01.2017 04:00:00 | 114.646 | 0.01 | 16.01.2017 18:03:00 | 114.308 | \$ -334.03 |
| 82 | Buy | 16.01.2017 19:11:00 | 114.134 | 0.01 | 16.01.2017 19:12:00 | 114.156 | \$ 22.0 |
| 99 | Buy | 16.01.2017 19:11:00 | 114.134 | 0.02 | 16.01.2017 19:12:00 | 114.156 | \$ 44.0 |
| 101 | Buy | 16.01.2017 21:02:00 | 114.08 | 0.01 | 16.01.2017 21:12:00 | 114.134 | \$ 54.0 |
| 100 | Buy | 16.01.2017 20:53:00 | 114.129 | 0.02 | 16.01.2017 21:12:00 | 114.134 | \$ 10.0 |
| 83 | Buy | 16.01.2017 20:53:00 | 114.129 | 0.01 | 16.01.2017 21:13:00 | 114.151 | \$ 22.0 |
| 84 | Buy | 16.01.2017 23:27:00 | 114.064 | 0.01 | 17.01.2017 00:55:00 | 114.086 | \$ 25.97 |
| 93 | Buy | 16.01.2017 23:27:00 | 114.064 | 0.01 | 17.01.2017 00:55:00 | 114.092 | \$ 31.97 |
| 102 | Buy | 16.01.2017 23:27:00 | 114.064 | 0.01 | 17.01.2017 00:55:00 | 114.086 | \$ 25.97 |
| 94 | Buy | 17.01.2017 08:00:00 | 114.074 | 0.01 | 17.01.2017 08:07:00 | 114.101 | \$ 27.0 |
| 85 | Buy | 17.01.2017 09:23:00 | 113.854 | 0.01 | 17.01.2017 09:24:00 | 113.877 | \$ 23.0 |
| 103 | Buy | 17.01.2017 09:23:00 | 113.854 | 0.01 | 17.01.2017 09:24:00 | 113.877 | \$ 23.0 |
| 95 | Sell | 17.01.2017 10:36:00 | 114.281 | 0.03 | 17.01.2017 10:41:00 | 114.255 | \$ 78.0 |
| 86 | Buy | 17.01.2017 13:19:00 | 113.896 | 0.01 | 17.01.2017 13:27:00 | 113.918 | \$ 22.0 |
| 104 | Buy | 17.01.2017 13:19:00 | 113.896 | 0.01 | 17.01.2017 13:27:00 | 113.918 | \$ 22.0 |
| 87 | Buy | 17.01.2017 14:59:00 | 113.433 | 0.01 | 17.01.2017 15:00:00 | 113.456 | \$ 23.0 |
| 105 | Buy | 17.01.2017 14:59:00 | 113.433 | 0.01 | 17.01.2017 15:00:00 | 113.456 | \$ 23.0 |
| 193 | Buy | 17.01.2017 15:00:00 | 113.404 | 0.01 | 17.01.2017 15:00:00 | 113.424 | \$ 20.0 |
| 195 | Buy | 17.01.2017 15:16:00 | 113.386 | 0.01 | 17.01.2017 15:17:00 | 113.417 | \$ 31.0 |
| 194 | Buy | 17.01.2017 15:11:00 | 113.403 | 0.01 | 17.01.2017 15:17:00 | 113.417 | \$ 14.0 |
| 196 | Buy | 17.01.2017 15:33:00 | 113.381 | 0.01 | 17.01.2017 15:36:00 | 113.403 | \$ 22.0 |
| 88 | Buy | 17.01.2017 16:45:00 | 113.402 | 0.01 | 17.01.2017 16:46:00 | 113.425 | \$ 23.0 |
| 106 | Buy | 17.01.2017 16:45:00 | 113.402 | 0.01 | 17.01.2017 16:46:00 | 113.425 | \$ 23.0 |
| 201 | Buy | 17.01.2017 17:24:00 | 113.174 | 0.01 | 17.01.2017 17:26:00 | 113.224 | \$ 50.0 |
| 200 | Buy | 17.01.2017 17:19:00 | 113.177 | 0.01 | 17.01.2017 17:26:00 | 113.224 | \$ 47.0 |
| 199 | Buy | 17.01.2017 17:14:00 | 113.199 | 0.01 | 17.01.2017 17:26:00 | 113.224 | \$ 25.0 |
| 198 | Buy | 17.01.2017 17:09:00 | 113.219 | 0.01 | 17.01.2017 17:26:00 | 113.224 | \$ 5.0 |
| 197 | Buy | 17.01.2017 17:04:00 | 113.232 | 0.01 | 17.01.2017 17:26:00 | 113.224 | \$ -8.0 |
| 89 | Buy | 17.01.2017 18:25:00 | 113.095 | 0.01 | 17.01.2017 18:45:00 | 113.119 | \$ 24.0 |
| 107 | Buy | 17.01.2017 18:25:00 | 113.095 | 0.01 | 17.01.2017 18:45:00 | 113.119 | \$ 24.0 |
| 202 | Buy | 17.01.2017 20:11:00 | 112.941 | 0.01 | 17.01.2017 20:11:00 | 112.963 | \$ 22.0 |
| 210 | Buy | 17.01.2017 20:51:00 | 112.825 | 0.01 | 17.01.2017 20:52:00 | 112.875 | \$ 50.0 |
| 209 | Buy | 17.01.2017 20:46:00 | 112.856 | 0.01 | 17.01.2017 20:52:00 | 112.875 | \$ 19.0 |
| 208 | Buy | 17.01.2017 20:41:00 | 112.771 | 0.01 | 17.01.2017 20:52:00 | 112.875 | \$ 104.0 |
| 207 | Buy | 17.01.2017 20:36:00 | 112.851 | 0.01 | 17.01.2017 20:52:00 | 112.875 | \$ 24.0 |
| 206 | Buy | 17.01.2017 20:31:00 | 112.778 | 0.01 | 17.01.2017 20:52:00 | 112.875 | \$ 97.0 |

| | | | | | | | |
|-----|------|---------------------|---------|------|---------------------|---------|------------|
| 205 | Buy | 17.01.2017 20:26:00 | 112.906 | 0.01 | 17.01.2017 20:52:00 | 112.875 | \$ -31.0 |
| 204 | Buy | 17.01.2017 20:21:00 | 112.883 | 0.01 | 17.01.2017 20:52:00 | 112.875 | \$ -8.0 |
| 203 | Buy | 17.01.2017 20:16:00 | 112.966 | 0.01 | 17.01.2017 20:52:00 | 112.875 | \$ -91.0 |
| 90 | Buy | 17.01.2017 20:05:00 | 113.104 | 0.01 | 17.01.2017 20:53:00 | 113.126 | \$ 22.0 |
| 109 | Buy | 17.01.2017 20:06:00 | 113.084 | 0.01 | 17.01.2017 20:53:00 | 113.112 | \$ 28.0 |
| 108 | Buy | 17.01.2017 20:01:00 | 113.094 | 0.02 | 17.01.2017 20:53:00 | 113.112 | \$ 36.0 |
| 101 | Buy | 17.01.2017 20:06:00 | 113.084 | 0.01 | 17.01.2017 21:20:00 | 113.332 | \$ 248.0 |
| 100 | Buy | 17.01.2017 20:01:00 | 113.094 | 0.03 | 17.01.2017 21:20:00 | 113.332 | \$ 714.0 |
| 99 | Buy | 17.01.2017 18:25:00 | 113.095 | 0.01 | 17.01.2017 21:20:00 | 113.332 | \$ 237.0 |
| 98 | Buy | 17.01.2017 16:45:00 | 113.402 | 0.01 | 17.01.2017 21:20:00 | 113.332 | \$ -70.0 |
| 97 | Buy | 17.01.2017 14:51:00 | 113.6 | 0.01 | 17.01.2017 21:20:00 | 113.332 | \$ -268.0 |
| 96 | Buy | 17.01.2017 13:11:00 | 113.974 | 0.01 | 17.01.2017 21:20:00 | 113.332 | \$ -642.0 |
| 211 | Buy | 17.01.2017 23:00:00 | 113.079 | 0.01 | 17.01.2017 23:01:00 | 113.1 | \$ 21.0 |
| 212 | Buy | 17.01.2017 23:05:00 | 113.037 | 0.01 | 17.01.2017 23:07:00 | 113.058 | \$ 21.0 |
| 217 | Buy | 17.01.2017 23:30:00 | 113.008 | 0.01 | 17.01.2017 23:30:00 | 113.037 | \$ 29.0 |
| 216 | Buy | 17.01.2017 23:25:00 | 112.993 | 0.01 | 17.01.2017 23:30:00 | 113.037 | \$ 44.0 |
| 215 | Buy | 17.01.2017 23:20:00 | 113.003 | 0.01 | 17.01.2017 23:30:00 | 113.037 | \$ 34.0 |
| 214 | Buy | 17.01.2017 23:15:00 | 112.991 | 0.01 | 17.01.2017 23:30:00 | 113.037 | \$ 46.0 |
| 213 | Buy | 17.01.2017 23:10:00 | 113.079 | 0.01 | 17.01.2017 23:30:00 | 113.037 | \$ -42.0 |
| 218 | Buy | 17.01.2017 23:36:00 | 113.039 | 0.01 | 17.01.2017 23:36:00 | 113.061 | \$ 22.0 |
| 219 | Buy | 17.01.2017 23:55:00 | 112.962 | 0.01 | 17.01.2017 23:56:00 | 112.984 | \$ 22.0 |
| 102 | Buy | 18.01.2017 00:00:00 | 112.977 | 0.01 | 18.01.2017 00:00:00 | 113.004 | \$ 27.0 |
| 220 | Buy | 18.01.2017 00:00:00 | 112.955 | 0.01 | 18.01.2017 00:00:00 | 112.978 | \$ 23.0 |
| 111 | Buy | 18.01.2017 00:00:00 | 112.977 | 0.01 | 18.01.2017 00:17:00 | 113.187 | \$ 210.0 |
| 110 | Buy | 17.01.2017 22:55:00 | 113.261 | 0.02 | 18.01.2017 00:17:00 | 113.187 | \$ -140.06 |
| 103 | Buy | 18.01.2017 01:00:00 | 113.026 | 0.03 | 18.01.2017 01:01:00 | 113.052 | \$ 78.0 |
| 221 | Buy | 18.01.2017 01:13:00 | 112.846 | 0.01 | 18.01.2017 01:15:00 | 112.869 | \$ 23.0 |
| 104 | Buy | 18.01.2017 01:40:00 | 112.782 | 0.01 | 18.01.2017 01:46:00 | 112.808 | \$ 26.0 |
| 227 | Buy | 18.01.2017 01:44:00 | 112.773 | 0.01 | 18.01.2017 01:46:00 | 112.824 | \$ 51.0 |
| 226 | Buy | 18.01.2017 01:39:00 | 112.782 | 0.01 | 18.01.2017 01:46:00 | 112.824 | \$ 42.0 |
| 225 | Buy | 18.01.2017 01:34:00 | 112.759 | 0.01 | 18.01.2017 01:46:00 | 112.824 | \$ 65.0 |
| 224 | Buy | 18.01.2017 01:29:00 | 112.827 | 0.01 | 18.01.2017 01:46:00 | 112.824 | \$ -3.0 |
| 223 | Buy | 18.01.2017 01:23:00 | 112.836 | 0.01 | 18.01.2017 01:46:00 | 112.824 | \$ -12.0 |
| 222 | Buy | 18.01.2017 01:18:00 | 112.847 | 0.01 | 18.01.2017 01:46:00 | 112.824 | \$ -23.0 |
| 112 | Buy | 18.01.2017 01:07:00 | 112.966 | 0.02 | 18.01.2017 02:03:00 | 112.986 | \$ 40.0 |
| 229 | Buy | 18.01.2017 04:31:00 | 112.657 | 0.01 | 18.01.2017 04:32:00 | 112.731 | \$ 74.0 |
| 228 | Buy | 18.01.2017 04:26:00 | 112.764 | 0.01 | 18.01.2017 04:32:00 | 112.731 | \$ -33.0 |
| 230 | Buy | 18.01.2017 04:36:00 | 112.684 | 0.01 | 18.01.2017 04:38:00 | 112.707 | \$ 23.0 |
| 231 | Buy | 18.01.2017 04:41:00 | 112.67 | 0.01 | 18.01.2017 04:43:00 | 112.693 | \$ 23.0 |
| 232 | Buy | 18.01.2017 04:46:00 | 112.711 | 0.01 | 18.01.2017 04:48:00 | 112.732 | \$ 21.0 |
| 234 | Buy | 18.01.2017 05:02:00 | 112.647 | 0.01 | 18.01.2017 05:13:00 | 112.69 | \$ 43.0 |
| 233 | Buy | 18.01.2017 04:53:00 | 112.691 | 0.01 | 18.01.2017 05:13:00 | 112.69 | \$ -1.0 |
| 116 | Buy | 18.01.2017 07:00:00 | 112.626 | 0.02 | 18.01.2017 07:59:00 | 112.793 | \$ 334.0 |
| 115 | Buy | 18.01.2017 06:00:00 | 112.671 | 0.01 | 18.01.2017 07:59:00 | 112.793 | \$ 122.0 |
| 114 | Buy | 18.01.2017 04:20:00 | 112.784 | 0.01 | 18.01.2017 07:59:00 | 112.793 | \$ 9.0 |
| 113 | Buy | 18.01.2017 04:00:00 | 112.957 | 0.02 | 18.01.2017 07:59:00 | 112.793 | \$ -328.0 |
| 108 | Buy | 18.01.2017 07:00:00 | 112.626 | 0.03 | 18.01.2017 08:37:00 | 112.802 | \$ 528.0 |
| 107 | Buy | 18.01.2017 06:00:00 | 112.671 | 0.01 | 18.01.2017 08:37:00 | 112.802 | \$ 131.0 |
| 106 | Buy | 18.01.2017 04:20:00 | 112.784 | 0.01 | 18.01.2017 08:37:00 | 112.802 | \$ 18.0 |
| 105 | Buy | 18.01.2017 04:00:00 | 112.957 | 0.03 | 18.01.2017 08:37:00 | 112.802 | \$ -465.0 |
| 109 | Buy | 18.01.2017 10:01:00 | 112.669 | 0.03 | 18.01.2017 10:04:00 | 112.694 | \$ 75.0 |
| 117 | Buy | 18.01.2017 09:57:00 | 112.764 | 0.02 | 18.01.2017 10:11:00 | 112.787 | \$ 46.0 |
| 95 | Buy | 18.01.2017 09:57:00 | 112.764 | 0.01 | 18.01.2017 10:24:00 | 112.96 | \$ 196.0 |
| 94 | Buy | 18.01.2017 05:52:00 | 112.682 | 0.01 | 18.01.2017 10:24:00 | 112.96 | \$ 278.0 |
| 93 | Buy | 18.01.2017 04:00:00 | 112.957 | 0.01 | 18.01.2017 10:24:00 | 112.96 | \$ 3.0 |
| 92 | Buy | 18.01.2017 00:50:00 | 113.034 | 0.01 | 18.01.2017 10:24:00 | 112.96 | \$ -74.0 |
| 91 | Buy | 17.01.2017 22:55:00 | 113.261 | 0.01 | 18.01.2017 10:24:00 | 112.96 | \$ -297.03 |
| 110 | Sell | 18.01.2017 13:21:00 | 113.1 | 0.03 | 18.01.2017 13:23:00 | 113.071 | \$ 87.0 |
| 96 | Sell | 18.01.2017 14:28:00 | 113.3 | 0.01 | 18.01.2017 15:11:00 | 113.277 | \$ 23.0 |
| 118 | Sell | 18.01.2017 14:28:00 | 113.3 | 0.01 | 18.01.2017 15:11:00 | 113.277 | \$ 23.0 |

| | | | | | | | |
|-----|------|---------------------|---------|------|---------------------|---------|------------|
| 111 | Sell | 18.01.2017 15:29:00 | 113.312 | 0.03 | 18.01.2017 15:36:00 | 113.284 | \$ 84.0 |
| 97 | Sell | 18.01.2017 16:22:00 | 113.39 | 0.01 | 18.01.2017 16:26:00 | 113.369 | \$ 21.0 |
| 119 | Sell | 18.01.2017 16:22:00 | 113.39 | 0.01 | 18.01.2017 16:26:00 | 113.369 | \$ 21.0 |
| 112 | Sell | 18.01.2017 17:58:00 | 113.321 | 0.03 | 18.01.2017 18:10:00 | 113.295 | \$ 78.0 |
| 98 | Sell | 18.01.2017 18:02:00 | 113.291 | 0.01 | 18.01.2017 18:16:00 | 113.27 | \$ 21.0 |
| 120 | Sell | 18.01.2017 18:02:00 | 113.291 | 0.01 | 18.01.2017 18:16:00 | 113.27 | \$ 21.0 |
| 113 | Sell | 18.01.2017 19:25:00 | 113.36 | 0.05 | 18.01.2017 19:33:00 | 113.335 | \$ 125.0 |
| 121 | Sell | 18.01.2017 19:25:00 | 113.36 | 0.02 | 18.01.2017 19:33:00 | 113.338 | \$ 44.0 |
| 99 | Sell | 18.01.2017 19:44:00 | 113.39 | 0.01 | 18.01.2017 21:01:00 | 113.369 | \$ 21.0 |
| 122 | Sell | 18.01.2017 19:44:00 | 113.39 | 0.01 | 18.01.2017 21:01:00 | 113.369 | \$ 21.0 |
| 114 | Sell | 18.01.2017 19:44:00 | 113.39 | 0.03 | 18.01.2017 21:02:00 | 113.365 | \$ 75.0 |
| 100 | Sell | 18.01.2017 21:45:00 | 113.435 | 0.01 | 18.01.2017 21:53:00 | 113.413 | \$ 22.0 |
| 123 | Sell | 18.01.2017 21:45:00 | 113.435 | 0.01 | 18.01.2017 21:53:00 | 113.413 | \$ 22.0 |
| 115 | Sell | 18.01.2017 21:45:00 | 113.435 | 0.03 | 18.01.2017 21:54:00 | 113.41 | \$ 75.0 |
| 101 | Sell | 19.01.2017 00:19:00 | 113.428 | 0.01 | 19.01.2017 00:19:00 | 113.407 | \$ 21.0 |
| 124 | Sell | 19.01.2017 00:19:00 | 113.428 | 0.02 | 19.01.2017 00:19:00 | 113.407 | \$ 42.0 |
| 235 | Sell | 19.01.2017 05:05:00 | 113.878 | 0.01 | 19.01.2017 05:06:00 | 113.854 | \$ 24.0 |
| 237 | Sell | 19.01.2017 05:15:00 | 114.036 | 0.01 | 19.01.2017 05:16:00 | 114.013 | \$ 23.0 |
| 236 | Sell | 19.01.2017 05:10:00 | 114.035 | 0.01 | 19.01.2017 05:16:00 | 114.013 | \$ 22.0 |
| 264 | Sell | 19.01.2017 17:01:00 | 114.927 | 0.01 | 19.01.2017 18:19:00 | 114.528 | \$ 399.0 |
| 263 | Sell | 19.01.2017 16:40:00 | 114.903 | 0.01 | 19.01.2017 18:19:00 | 114.528 | \$ 375.0 |
| 262 | Sell | 19.01.2017 16:35:00 | 114.876 | 0.01 | 19.01.2017 18:19:00 | 114.528 | \$ 348.0 |
| 261 | Sell | 19.01.2017 16:30:00 | 114.842 | 0.01 | 19.01.2017 18:19:00 | 114.528 | \$ 314.0 |
| 260 | Sell | 19.01.2017 16:25:00 | 114.827 | 0.01 | 19.01.2017 18:19:00 | 114.528 | \$ 299.0 |
| 259 | Sell | 19.01.2017 09:54:00 | 114.88 | 0.01 | 19.01.2017 18:19:00 | 114.528 | \$ 352.0 |
| 258 | Sell | 19.01.2017 08:55:00 | 114.798 | 0.01 | 19.01.2017 18:19:00 | 114.528 | \$ 270.0 |
| 257 | Sell | 19.01.2017 08:49:00 | 114.822 | 0.01 | 19.01.2017 18:19:00 | 114.528 | \$ 294.0 |
| 256 | Sell | 19.01.2017 06:57:00 | 114.66 | 0.01 | 19.01.2017 18:19:00 | 114.528 | \$ 132.0 |
| 255 | Sell | 19.01.2017 06:52:00 | 114.634 | 0.01 | 19.01.2017 18:19:00 | 114.528 | \$ 106.0 |
| 254 | Sell | 19.01.2017 06:47:00 | 114.654 | 0.01 | 19.01.2017 18:19:00 | 114.528 | \$ 126.0 |
| 253 | Sell | 19.01.2017 06:42:00 | 114.693 | 0.01 | 19.01.2017 18:19:00 | 114.528 | \$ 165.0 |
| 252 | Sell | 19.01.2017 06:37:00 | 114.56 | 0.01 | 19.01.2017 18:19:00 | 114.528 | \$ 32.0 |
| 251 | Sell | 19.01.2017 06:32:00 | 114.501 | 0.01 | 19.01.2017 18:19:00 | 114.528 | \$ -27.0 |
| 250 | Sell | 19.01.2017 06:20:00 | 114.511 | 0.01 | 19.01.2017 18:19:00 | 114.528 | \$ -17.0 |
| 249 | Sell | 19.01.2017 06:15:00 | 114.544 | 0.01 | 19.01.2017 18:19:00 | 114.528 | \$ 16.0 |
| 248 | Sell | 19.01.2017 06:10:00 | 114.604 | 0.01 | 19.01.2017 18:19:00 | 114.528 | \$ 76.0 |
| 247 | Sell | 19.01.2017 06:05:00 | 114.445 | 0.01 | 19.01.2017 18:19:00 | 114.528 | \$ -83.0 |
| 246 | Sell | 19.01.2017 06:00:00 | 114.299 | 0.01 | 19.01.2017 18:19:00 | 114.528 | \$ -229.0 |
| 245 | Sell | 19.01.2017 05:55:00 | 114.267 | 0.01 | 19.01.2017 18:19:00 | 114.528 | \$ -261.0 |
| 244 | Sell | 19.01.2017 05:50:00 | 114.265 | 0.01 | 19.01.2017 18:19:00 | 114.528 | \$ -263.0 |
| 243 | Sell | 19.01.2017 05:45:00 | 114.298 | 0.01 | 19.01.2017 18:19:00 | 114.528 | \$ -230.0 |
| 242 | Sell | 19.01.2017 05:40:00 | 114.291 | 0.01 | 19.01.2017 18:19:00 | 114.528 | \$ -237.0 |
| 241 | Sell | 19.01.2017 05:35:00 | 114.267 | 0.01 | 19.01.2017 18:19:00 | 114.528 | \$ -261.0 |
| 240 | Sell | 19.01.2017 05:30:00 | 114.297 | 0.01 | 19.01.2017 18:19:00 | 114.528 | \$ -231.0 |
| 239 | Sell | 19.01.2017 05:25:00 | 114.179 | 0.01 | 19.01.2017 18:19:00 | 114.528 | \$ -349.0 |
| 238 | Sell | 19.01.2017 05:20:00 | 114.022 | 0.01 | 19.01.2017 18:19:00 | 114.528 | \$ -506.0 |
| 122 | Sell | 19.01.2017 16:37:00 | 114.959 | 0.03 | 19.01.2017 18:21:00 | 114.458 | \$ 1503.0 |
| 121 | Sell | 19.01.2017 16:25:00 | 114.818 | 0.05 | 19.01.2017 18:21:00 | 114.458 | \$ 1800.0 |
| 120 | Sell | 19.01.2017 10:27:00 | 114.795 | 0.03 | 19.01.2017 18:21:00 | 114.458 | \$ 1011.0 |
| 119 | Sell | 19.01.2017 08:22:00 | 114.62 | 0.03 | 19.01.2017 18:21:00 | 114.458 | \$ 486.0 |
| 118 | Sell | 19.01.2017 06:42:00 | 114.693 | 0.03 | 19.01.2017 18:21:00 | 114.458 | \$ 705.0 |
| 117 | Sell | 19.01.2017 05:02:00 | 113.82 | 0.03 | 19.01.2017 18:21:00 | 114.458 | \$ -1914.0 |
| 116 | Sell | 19.01.2017 03:03:00 | 113.461 | 0.03 | 19.01.2017 18:21:00 | 114.458 | \$ -2991.0 |
| 132 | Sell | 19.01.2017 16:37:00 | 114.959 | 0.01 | 19.01.2017 18:21:00 | 114.476 | \$ 483.0 |
| 131 | Sell | 19.01.2017 16:09:00 | 114.71 | 0.02 | 19.01.2017 18:21:00 | 114.476 | \$ 468.0 |
| 130 | Sell | 19.01.2017 14:15:00 | 114.603 | 0.02 | 19.01.2017 18:21:00 | 114.476 | \$ 254.0 |
| 129 | Sell | 19.01.2017 10:27:00 | 114.795 | 0.01 | 19.01.2017 18:21:00 | 114.476 | \$ 319.0 |
| 128 | Sell | 19.01.2017 08:22:00 | 114.62 | 0.01 | 19.01.2017 18:21:00 | 114.476 | \$ 144.0 |
| 127 | Sell | 19.01.2017 06:42:00 | 114.693 | 0.01 | 19.01.2017 18:21:00 | 114.476 | \$ 217.0 |
| 126 | Sell | 19.01.2017 05:02:00 | 113.82 | 0.01 | 19.01.2017 18:21:00 | 114.476 | \$ -656.0 |

| | | | | | | | |
|-----|------|---------------------|---------|------|---------------------|---------|-------------|
| 125 | Sell | 19.01.2017 03:03:00 | 113.461 | 0.01 | 19.01.2017 18:21:00 | 114.476 | \$ -1015.0 |
| 133 | Sell | 19.01.2017 19:18:00 | 114.709 | 0.02 | 19.01.2017 19:19:00 | 114.688 | \$ 42.0 |
| 134 | Sell | 19.01.2017 21:31:00 | 114.703 | 0.02 | 19.01.2017 21:36:00 | 114.682 | \$ 42.0 |
| 123 | Sell | 19.01.2017 22:34:00 | 115.048 | 0.03 | 19.01.2017 22:35:00 | 115.023 | \$ 75.0 |
| 265 | Sell | 19.01.2017 22:33:00 | 114.98 | 0.01 | 19.01.2017 22:35:00 | 114.959 | \$ 21.0 |
| 266 | Sell | 19.01.2017 22:38:00 | 114.973 | 0.01 | 19.01.2017 22:40:00 | 114.952 | \$ 21.0 |
| 267 | Sell | 19.01.2017 22:43:00 | 114.999 | 0.01 | 19.01.2017 22:44:00 | 114.978 | \$ 21.0 |
| 135 | Sell | 19.01.2017 22:32:00 | 114.832 | 0.01 | 19.01.2017 22:50:00 | 114.811 | \$ 21.0 |
| 268 | Sell | 19.01.2017 23:00:00 | 114.97 | 0.01 | 19.01.2017 23:00:00 | 114.949 | \$ 21.0 |
| 273 | Sell | 19.01.2017 23:28:00 | 115.13 | 0.01 | 19.01.2017 23:28:00 | 115.13 | \$ 0.0 |
| 272 | Sell | 19.01.2017 23:23:00 | 115.274 | 0.01 | 19.01.2017 23:28:00 | 115.13 | \$ 144.0 |
| 271 | Sell | 19.01.2017 23:18:00 | 115.238 | 0.01 | 19.01.2017 23:28:00 | 115.13 | \$ 108.0 |
| 270 | Sell | 19.01.2017 23:13:00 | 115.139 | 0.01 | 19.01.2017 23:28:00 | 115.13 | \$ 9.0 |
| 269 | Sell | 19.01.2017 23:08:00 | 114.971 | 0.01 | 19.01.2017 23:28:00 | 115.13 | \$ -159.0 |
| 281 | Sell | 20.01.2017 00:11:00 | 115.354 | 0.01 | 20.01.2017 00:24:00 | 115.249 | \$ 105.0 |
| 280 | Sell | 20.01.2017 00:03:00 | 115.311 | 0.01 | 20.01.2017 00:24:00 | 115.249 | \$ 62.0 |
| 279 | Sell | 19.01.2017 23:58:00 | 115.45 | 0.01 | 20.01.2017 00:24:00 | 115.249 | \$ 191.17 |
| 278 | Sell | 19.01.2017 23:53:00 | 115.332 | 0.01 | 20.01.2017 00:24:00 | 115.249 | \$ 73.17 |
| 277 | Sell | 19.01.2017 23:48:00 | 115.281 | 0.01 | 20.01.2017 00:24:00 | 115.249 | \$ 22.17 |
| 276 | Sell | 19.01.2017 23:43:00 | 115.213 | 0.01 | 20.01.2017 00:24:00 | 115.249 | \$ -45.83 |
| 275 | Sell | 19.01.2017 23:38:00 | 115.143 | 0.01 | 20.01.2017 00:24:00 | 115.249 | \$ -115.83 |
| 274 | Sell | 19.01.2017 23:33:00 | 115.089 | 0.01 | 20.01.2017 00:24:00 | 115.249 | \$ -169.83 |
| 124 | Sell | 20.01.2017 00:56:00 | 115.449 | 0.03 | 20.01.2017 00:56:00 | 115.423 | \$ 78.0 |
| 136 | Sell | 20.01.2017 00:56:00 | 115.449 | 0.01 | 20.01.2017 00:56:00 | 115.426 | \$ 23.0 |
| 283 | Sell | 20.01.2017 02:22:00 | 115.453 | 0.01 | 20.01.2017 02:22:00 | 115.422 | \$ 31.0 |
| 282 | Sell | 20.01.2017 02:16:00 | 115.439 | 0.01 | 20.01.2017 02:22:00 | 115.422 | \$ 17.0 |
| 137 | Sell | 20.01.2017 02:36:00 | 115.561 | 0.01 | 20.01.2017 02:41:00 | 115.54 | \$ 21.0 |
| 125 | Sell | 20.01.2017 02:36:00 | 115.561 | 0.03 | 20.01.2017 02:42:00 | 115.533 | \$ 84.0 |
| 286 | Sell | 20.01.2017 02:42:00 | 115.552 | 0.01 | 20.01.2017 02:50:00 | 115.505 | \$ 47.0 |
| 285 | Sell | 20.01.2017 02:37:00 | 115.551 | 0.01 | 20.01.2017 02:50:00 | 115.505 | \$ 46.0 |
| 284 | Sell | 20.01.2017 02:32:00 | 115.476 | 0.01 | 20.01.2017 02:50:00 | 115.505 | \$ -29.0 |
| 127 | Sell | 20.01.2017 09:42:00 | 115.051 | 0.03 | 20.01.2017 10:01:00 | 115.014 | \$ 111.0 |
| 126 | Sell | 20.01.2017 09:42:00 | 115.032 | 0.05 | 20.01.2017 10:01:00 | 115.014 | \$ 90.0 |
| 113 | Sell | 20.01.2017 02:36:00 | 115.561 | 0.01 | 20.01.2017 10:49:00 | 114.653 | \$ 908.0 |
| 112 | Sell | 20.01.2017 00:56:00 | 115.449 | 0.01 | 20.01.2017 10:49:00 | 114.653 | \$ 796.0 |
| 111 | Sell | 19.01.2017 23:11:00 | 114.976 | 0.01 | 20.01.2017 10:49:00 | 114.653 | \$ 313.17 |
| 110 | Sell | 19.01.2017 21:31:00 | 114.703 | 0.01 | 20.01.2017 10:49:00 | 114.653 | \$ 40.17 |
| 109 | Sell | 19.01.2017 19:18:00 | 114.709 | 0.01 | 20.01.2017 10:49:00 | 114.653 | \$ 46.17 |
| 108 | Sell | 19.01.2017 16:09:00 | 114.71 | 0.01 | 20.01.2017 10:49:00 | 114.653 | \$ 47.17 |
| 107 | Sell | 19.01.2017 14:15:00 | 114.603 | 0.01 | 20.01.2017 10:49:00 | 114.653 | \$ -59.83 |
| 106 | Sell | 19.01.2017 10:27:00 | 114.795 | 0.01 | 20.01.2017 10:49:00 | 114.653 | \$ 132.17 |
| 105 | Sell | 19.01.2017 08:22:00 | 114.62 | 0.01 | 20.01.2017 10:49:00 | 114.653 | \$ -42.83 |
| 104 | Sell | 19.01.2017 06:42:00 | 114.693 | 0.01 | 20.01.2017 10:49:00 | 114.653 | \$ 30.17 |
| 103 | Sell | 19.01.2017 05:02:00 | 113.82 | 0.01 | 20.01.2017 10:49:00 | 114.653 | \$ -842.83 |
| 102 | Sell | 19.01.2017 03:03:00 | 113.461 | 0.01 | 20.01.2017 10:49:00 | 114.653 | \$ -1201.83 |
| 128 | Buy | 20.01.2017 10:50:00 | 114.637 | 0.01 | 20.01.2017 10:55:00 | 114.662 | \$ 25.0 |
| 114 | Buy | 20.01.2017 11:11:00 | 114.637 | 0.01 | 20.01.2017 11:25:00 | 114.659 | \$ 22.0 |
| 138 | Buy | 20.01.2017 11:11:00 | 114.637 | 0.01 | 20.01.2017 11:25:00 | 114.659 | \$ 22.0 |
| 129 | Buy | 20.01.2017 12:30:00 | 114.581 | 0.01 | 20.01.2017 12:34:00 | 114.607 | \$ 26.0 |
| 115 | Buy | 20.01.2017 12:54:00 | 114.574 | 0.01 | 20.01.2017 12:57:00 | 114.598 | \$ 24.0 |
| 139 | Buy | 20.01.2017 12:54:00 | 114.574 | 0.01 | 20.01.2017 12:57:00 | 114.598 | \$ 24.0 |
| 140 | Buy | 20.01.2017 15:25:00 | 114.67 | 0.01 | 20.01.2017 15:28:00 | 114.691 | \$ 21.0 |
| 116 | Buy | 20.01.2017 15:25:00 | 114.674 | 0.01 | 20.01.2017 15:31:00 | 114.696 | \$ 22.0 |
| 131 | Buy | 20.01.2017 15:25:00 | 114.67 | 0.01 | 20.01.2017 15:35:00 | 114.744 | \$ 74.0 |
| 130 | Buy | 20.01.2017 15:15:00 | 114.733 | 0.03 | 20.01.2017 15:35:00 | 114.744 | \$ 33.0 |
| 132 | Sell | 20.01.2017 18:00:00 | 114.989 | 0.03 | 20.01.2017 18:02:00 | 114.964 | \$ 75.0 |
| 117 | Sell | 20.01.2017 19:00:00 | 115.096 | 0.01 | 20.01.2017 19:03:00 | 115.075 | \$ 21.0 |
| 141 | Sell | 20.01.2017 19:00:00 | 115.096 | 0.01 | 20.01.2017 19:03:00 | 115.075 | \$ 21.0 |
| 133 | Sell | 20.01.2017 20:09:00 | 115.245 | 0.03 | 20.01.2017 21:08:00 | 115.22 | \$ 75.0 |
| 134 | Sell | 20.01.2017 23:36:00 | 115.188 | 0.05 | 20.01.2017 23:37:00 | 115.163 | \$ 125.0 |

| | | | | | | | |
|-----|------|---------------------|---------|------|---------------------|---------|-------------|
| 118 | Sell | 20.01.2017 23:35:00 | 115.128 | 0.01 | 21.01.2017 00:04:00 | 115.105 | \$ 23.0 |
| 142 | Sell | 20.01.2017 23:35:00 | 115.128 | 0.02 | 21.01.2017 00:04:00 | 115.105 | \$ 46.0 |
| 119 | Sell | 21.01.2017 01:15:00 | 115.189 | 0.01 | 21.01.2017 01:23:00 | 115.167 | \$ 22.0 |
| 136 | Sell | 21.01.2017 01:16:00 | 115.208 | 0.03 | 21.01.2017 01:23:00 | 115.164 | \$ 132.0 |
| 135 | Sell | 21.01.2017 01:16:00 | 115.179 | 0.05 | 21.01.2017 01:23:00 | 115.164 | \$ 75.0 |
| 144 | Sell | 21.01.2017 01:16:00 | 115.208 | 0.01 | 21.01.2017 01:23:00 | 115.174 | \$ 34.0 |
| 143 | Sell | 21.01.2017 01:15:00 | 115.189 | 0.02 | 21.01.2017 01:23:00 | 115.174 | \$ 30.0 |
| 137 | Buy | 21.01.2017 02:05:00 | 114.757 | 0.01 | 21.01.2017 02:05:00 | 114.783 | \$ 26.0 |
| 287 | Buy | 23.01.2017 08:11:00 | 114.223 | 0.01 | 23.01.2017 08:12:00 | 114.245 | \$ 22.0 |
| 299 | Buy | 23.01.2017 09:39:00 | 113.76 | 0.01 | 23.01.2017 09:58:00 | 113.955 | \$ 195.0 |
| 298 | Buy | 23.01.2017 09:09:00 | 113.897 | 0.01 | 23.01.2017 09:58:00 | 113.955 | \$ 58.0 |
| 297 | Buy | 23.01.2017 09:04:00 | 113.925 | 0.01 | 23.01.2017 09:58:00 | 113.955 | \$ 30.0 |
| 296 | Buy | 23.01.2017 08:59:00 | 113.832 | 0.01 | 23.01.2017 09:58:00 | 113.955 | \$ 123.0 |
| 295 | Buy | 23.01.2017 08:54:00 | 113.865 | 0.01 | 23.01.2017 09:58:00 | 113.955 | \$ 90.0 |
| 294 | Buy | 23.01.2017 08:49:00 | 113.865 | 0.01 | 23.01.2017 09:58:00 | 113.955 | \$ 90.0 |
| 293 | Buy | 23.01.2017 08:44:00 | 113.874 | 0.01 | 23.01.2017 09:58:00 | 113.955 | \$ 81.0 |
| 292 | Buy | 23.01.2017 08:39:00 | 114.014 | 0.01 | 23.01.2017 09:58:00 | 113.955 | \$ -59.0 |
| 291 | Buy | 23.01.2017 08:34:00 | 114.009 | 0.01 | 23.01.2017 09:58:00 | 113.955 | \$ -54.0 |
| 290 | Buy | 23.01.2017 08:29:00 | 113.978 | 0.01 | 23.01.2017 09:58:00 | 113.955 | \$ -23.0 |
| 289 | Buy | 23.01.2017 08:24:00 | 113.97 | 0.01 | 23.01.2017 09:58:00 | 113.955 | \$ -15.0 |
| 288 | Buy | 23.01.2017 08:19:00 | 114.205 | 0.01 | 23.01.2017 09:58:00 | 113.955 | \$ -250.0 |
| 300 | Buy | 23.01.2017 10:59:00 | 113.639 | 0.01 | 23.01.2017 11:00:00 | 113.66 | \$ 21.0 |
| 304 | Buy | 23.01.2017 11:19:00 | 113.535 | 0.01 | 23.01.2017 11:31:00 | 113.607 | \$ 72.0 |
| 303 | Buy | 23.01.2017 11:14:00 | 113.598 | 0.01 | 23.01.2017 11:31:00 | 113.607 | \$ 9.0 |
| 302 | Buy | 23.01.2017 11:09:00 | 113.595 | 0.01 | 23.01.2017 11:31:00 | 113.607 | \$ 12.0 |
| 301 | Buy | 23.01.2017 11:04:00 | 113.613 | 0.01 | 23.01.2017 11:31:00 | 113.607 | \$ -6.0 |
| 312 | Buy | 23.01.2017 15:30:00 | 113.345 | 0.01 | 23.01.2017 15:32:00 | 113.377 | \$ 32.0 |
| 311 | Buy | 23.01.2017 15:25:00 | 113.34 | 0.01 | 23.01.2017 15:32:00 | 113.377 | \$ 37.0 |
| 310 | Buy | 23.01.2017 15:20:00 | 113.323 | 0.01 | 23.01.2017 15:32:00 | 113.377 | \$ 54.0 |
| 309 | Buy | 23.01.2017 15:15:00 | 113.337 | 0.01 | 23.01.2017 15:32:00 | 113.377 | \$ 40.0 |
| 308 | Buy | 23.01.2017 15:10:00 | 113.355 | 0.01 | 23.01.2017 15:32:00 | 113.377 | \$ 22.0 |
| 307 | Buy | 23.01.2017 15:05:00 | 113.351 | 0.01 | 23.01.2017 15:32:00 | 113.377 | \$ 26.0 |
| 306 | Buy | 23.01.2017 15:00:00 | 113.369 | 0.01 | 23.01.2017 15:32:00 | 113.377 | \$ 8.0 |
| 305 | Buy | 23.01.2017 14:55:00 | 113.434 | 0.01 | 23.01.2017 15:32:00 | 113.377 | \$ -57.0 |
| 313 | Buy | 23.01.2017 15:35:00 | 113.324 | 0.01 | 23.01.2017 15:37:00 | 113.345 | \$ 21.0 |
| 315 | Buy | 23.01.2017 15:45:00 | 113.23 | 0.01 | 23.01.2017 15:47:00 | 113.282 | \$ 52.0 |
| 314 | Buy | 23.01.2017 15:40:00 | 113.293 | 0.01 | 23.01.2017 15:47:00 | 113.282 | \$ -11.0 |
| 316 | Buy | 23.01.2017 19:38:00 | 113.421 | 0.01 | 23.01.2017 19:40:00 | 113.442 | \$ 21.0 |
| 128 | Buy | 23.01.2017 23:02:00 | 113.364 | 0.01 | 23.01.2017 23:17:00 | 113.849 | \$ 485.0 |
| 127 | Buy | 23.01.2017 21:14:00 | 113.593 | 0.01 | 23.01.2017 23:17:00 | 113.849 | \$ 256.0 |
| 126 | Buy | 23.01.2017 19:12:00 | 113.575 | 0.01 | 23.01.2017 23:17:00 | 113.849 | \$ 274.0 |
| 125 | Buy | 23.01.2017 14:45:00 | 113.614 | 0.01 | 23.01.2017 23:17:00 | 113.849 | \$ 235.0 |
| 124 | Buy | 23.01.2017 12:27:00 | 113.51 | 0.01 | 23.01.2017 23:17:00 | 113.849 | \$ 339.0 |
| 123 | Buy | 23.01.2017 10:39:00 | 113.7 | 0.01 | 23.01.2017 23:17:00 | 113.849 | \$ 149.0 |
| 122 | Buy | 23.01.2017 08:43:00 | 113.959 | 0.01 | 23.01.2017 23:17:00 | 113.849 | \$ -110.0 |
| 121 | Buy | 23.01.2017 07:01:00 | 114.365 | 0.01 | 23.01.2017 23:17:00 | 113.849 | \$ -516.0 |
| 120 | Buy | 21.01.2017 04:00:00 | 114.76 | 0.01 | 23.01.2017 23:17:00 | 113.849 | \$ -907.03 |
| 146 | Buy | 23.01.2017 22:26:00 | 113.376 | 0.01 | 23.01.2017 23:17:00 | 113.753 | \$ 377.0 |
| 145 | Buy | 23.01.2017 22:00:00 | 113.421 | 0.03 | 23.01.2017 23:17:00 | 113.753 | \$ 996.0 |
| 144 | Buy | 23.01.2017 14:55:00 | 113.378 | 0.01 | 23.01.2017 23:17:00 | 113.753 | \$ 375.0 |
| 143 | Buy | 23.01.2017 14:45:00 | 113.614 | 0.03 | 23.01.2017 23:17:00 | 113.753 | \$ 417.0 |
| 142 | Buy | 23.01.2017 12:03:00 | 113.562 | 0.01 | 23.01.2017 23:17:00 | 113.753 | \$ 191.0 |
| 141 | Buy | 23.01.2017 10:23:00 | 113.827 | 0.01 | 23.01.2017 23:17:00 | 113.753 | \$ -74.0 |
| 140 | Buy | 23.01.2017 08:43:00 | 113.959 | 0.01 | 23.01.2017 23:17:00 | 113.753 | \$ -206.0 |
| 154 | Buy | 23.01.2017 22:26:00 | 113.376 | 0.01 | 23.01.2017 23:17:00 | 113.76 | \$ 384.0 |
| 139 | Buy | 23.01.2017 07:01:00 | 114.365 | 0.01 | 23.01.2017 23:17:00 | 113.753 | \$ -612.0 |
| 153 | Buy | 23.01.2017 21:14:00 | 113.593 | 0.02 | 23.01.2017 23:17:00 | 113.76 | \$ 334.0 |
| 138 | Buy | 21.01.2017 03:50:00 | 114.846 | 0.01 | 23.01.2017 23:17:00 | 113.753 | \$ -1089.03 |
| 152 | Buy | 23.01.2017 19:12:00 | 113.575 | 0.02 | 23.01.2017 23:17:00 | 113.76 | \$ 370.0 |
| 151 | Buy | 23.01.2017 14:55:00 | 113.378 | 0.01 | 23.01.2017 23:17:00 | 113.76 | \$ 382.0 |

| | | | | | | | |
|-----|------|---------------------|---------|------|---------------------|---------|------------|
| 150 | Buy | 23.01.2017 14:45:00 | 113.614 | 0.02 | 23.01.2017 23:17:00 | 113.76 | \$ 292.0 |
| 149 | Buy | 23.01.2017 12:27:00 | 113.51 | 0.01 | 23.01.2017 23:17:00 | 113.76 | \$ 250.0 |
| 148 | Buy | 23.01.2017 10:39:00 | 113.7 | 0.01 | 23.01.2017 23:17:00 | 113.76 | \$ 60.0 |
| 147 | Buy | 23.01.2017 08:43:00 | 113.959 | 0.01 | 23.01.2017 23:17:00 | 113.76 | \$ -199.0 |
| 146 | Buy | 23.01.2017 07:01:00 | 114.365 | 0.01 | 23.01.2017 23:17:00 | 113.76 | \$ -605.0 |
| 145 | Buy | 21.01.2017 04:00:00 | 114.76 | 0.01 | 23.01.2017 23:17:00 | 113.76 | \$ -996.03 |
| 129 | Buy | 24.01.2017 00:42:00 | 113.126 | 0.01 | 24.01.2017 00:45:00 | 113.148 | \$ 22.0 |
| 317 | Buy | 24.01.2017 01:00:00 | 112.993 | 0.01 | 24.01.2017 01:00:00 | 113.015 | \$ 22.0 |
| 318 | Buy | 24.01.2017 01:05:00 | 113.117 | 0.01 | 24.01.2017 01:05:00 | 113.139 | \$ 22.0 |
| 319 | Buy | 24.01.2017 01:14:00 | 113.153 | 0.01 | 24.01.2017 01:16:00 | 113.174 | \$ 21.0 |
| 320 | Buy | 24.01.2017 01:24:00 | 113.099 | 0.01 | 24.01.2017 01:28:00 | 113.12 | \$ 21.0 |
| 325 | Buy | 24.01.2017 01:53:00 | 112.825 | 0.01 | 24.01.2017 01:56:00 | 112.943 | \$ 118.0 |
| 324 | Buy | 24.01.2017 01:48:00 | 112.827 | 0.01 | 24.01.2017 01:56:00 | 112.943 | \$ 116.0 |
| 323 | Buy | 24.01.2017 01:43:00 | 112.939 | 0.01 | 24.01.2017 01:56:00 | 112.943 | \$ 4.0 |
| 322 | Buy | 24.01.2017 01:38:00 | 112.987 | 0.01 | 24.01.2017 01:56:00 | 112.943 | \$ -44.0 |
| 321 | Buy | 24.01.2017 01:33:00 | 113.029 | 0.01 | 24.01.2017 01:56:00 | 112.943 | \$ -86.0 |
| 326 | Buy | 24.01.2017 02:15:00 | 112.814 | 0.01 | 24.01.2017 02:16:00 | 112.835 | \$ 21.0 |
| 130 | Buy | 24.01.2017 04:24:00 | 113.043 | 0.01 | 24.01.2017 05:41:00 | 113.065 | \$ 22.0 |
| 327 | Buy | 24.01.2017 06:35:00 | 112.759 | 0.01 | 24.01.2017 06:35:00 | 112.782 | \$ 23.0 |
| 328 | Buy | 24.01.2017 06:40:00 | 112.727 | 0.01 | 24.01.2017 06:40:00 | 112.748 | \$ 21.0 |
| 329 | Buy | 24.01.2017 06:45:00 | 112.831 | 0.01 | 24.01.2017 06:45:00 | 112.852 | \$ 21.0 |
| 334 | Buy | 24.01.2017 07:11:00 | 112.634 | 0.01 | 24.01.2017 07:15:00 | 112.731 | \$ 97.0 |
| 333 | Buy | 24.01.2017 07:06:00 | 112.646 | 0.01 | 24.01.2017 07:15:00 | 112.731 | \$ 85.0 |
| 332 | Buy | 24.01.2017 07:01:00 | 112.704 | 0.01 | 24.01.2017 07:15:00 | 112.731 | \$ 27.0 |
| 331 | Buy | 24.01.2017 06:56:00 | 112.749 | 0.01 | 24.01.2017 07:15:00 | 112.731 | \$ -18.0 |
| 330 | Buy | 24.01.2017 06:51:00 | 112.82 | 0.01 | 24.01.2017 07:15:00 | 112.731 | \$ -89.0 |
| 336 | Buy | 24.01.2017 07:24:00 | 112.663 | 0.01 | 24.01.2017 07:26:00 | 112.71 | \$ 47.0 |
| 335 | Buy | 24.01.2017 07:19:00 | 112.716 | 0.01 | 24.01.2017 07:26:00 | 112.71 | \$ -6.0 |
| 337 | Buy | 24.01.2017 07:58:00 | 112.54 | 0.01 | 24.01.2017 07:58:00 | 112.568 | \$ 28.0 |
| 132 | Buy | 24.01.2017 08:20:00 | 112.569 | 0.01 | 24.01.2017 08:47:00 | 112.762 | \$ 193.0 |
| 131 | Buy | 24.01.2017 06:33:00 | 112.91 | 0.01 | 24.01.2017 08:47:00 | 112.762 | \$ -148.0 |
| 153 | Buy | 24.01.2017 08:20:00 | 112.569 | 0.01 | 24.01.2017 10:23:00 | 113.114 | \$ 545.0 |
| 152 | Buy | 24.01.2017 06:33:00 | 112.834 | 0.01 | 24.01.2017 10:23:00 | 113.114 | \$ 280.0 |
| 151 | Buy | 24.01.2017 06:33:00 | 112.91 | 0.03 | 24.01.2017 10:23:00 | 113.114 | \$ 612.0 |
| 150 | Buy | 24.01.2017 04:24:00 | 113.043 | 0.03 | 24.01.2017 10:23:00 | 113.114 | \$ 213.0 |
| 149 | Buy | 24.01.2017 02:13:00 | 112.859 | 0.01 | 24.01.2017 10:23:00 | 113.114 | \$ 255.0 |
| 148 | Buy | 24.01.2017 00:33:00 | 113.237 | 0.01 | 24.01.2017 10:23:00 | 113.114 | \$ -123.0 |
| 147 | Buy | 24.01.2017 00:15:00 | 113.595 | 0.03 | 24.01.2017 10:23:00 | 113.114 | \$ -1443.0 |
| 161 | Buy | 24.01.2017 08:20:00 | 112.569 | 0.01 | 24.01.2017 10:23:00 | 113.081 | \$ 512.0 |
| 160 | Buy | 24.01.2017 06:33:00 | 112.834 | 0.01 | 24.01.2017 10:23:00 | 113.081 | \$ 247.0 |
| 159 | Buy | 24.01.2017 06:33:00 | 112.91 | 0.02 | 24.01.2017 10:23:00 | 113.081 | \$ 342.0 |
| 158 | Buy | 24.01.2017 04:24:00 | 113.043 | 0.02 | 24.01.2017 10:23:00 | 113.081 | \$ 76.0 |
| 157 | Buy | 24.01.2017 02:13:00 | 112.859 | 0.01 | 24.01.2017 10:23:00 | 113.081 | \$ 222.0 |
| 156 | Buy | 24.01.2017 00:33:00 | 113.237 | 0.01 | 24.01.2017 10:23:00 | 113.081 | \$ -156.0 |
| 155 | Buy | 24.01.2017 00:15:00 | 113.595 | 0.02 | 24.01.2017 10:23:00 | 113.081 | \$ -1028.0 |
| 154 | Buy | 24.01.2017 12:24:00 | 112.659 | 0.03 | 24.01.2017 12:51:00 | 112.686 | \$ 81.0 |
| 133 | Buy | 24.01.2017 11:13:00 | 112.91 | 0.01 | 24.01.2017 13:25:00 | 112.932 | \$ 22.0 |
| 162 | Buy | 24.01.2017 11:13:00 | 112.91 | 0.02 | 24.01.2017 13:25:00 | 112.932 | \$ 44.0 |
| 134 | Buy | 24.01.2017 14:15:00 | 112.793 | 0.01 | 24.01.2017 14:21:00 | 112.815 | \$ 22.0 |
| 163 | Buy | 24.01.2017 14:15:00 | 112.793 | 0.02 | 24.01.2017 14:21:00 | 112.815 | \$ 44.0 |
| 135 | Sell | 24.01.2017 17:00:00 | 113.365 | 0.01 | 24.01.2017 17:02:00 | 113.343 | \$ 22.0 |
| 164 | Sell | 24.01.2017 17:00:00 | 113.365 | 0.01 | 24.01.2017 17:02:00 | 113.343 | \$ 22.0 |
| 136 | Sell | 24.01.2017 18:40:00 | 113.348 | 0.01 | 24.01.2017 18:40:00 | 113.324 | \$ 24.0 |
| 165 | Sell | 24.01.2017 18:40:00 | 113.348 | 0.01 | 24.01.2017 18:40:00 | 113.324 | \$ 24.0 |
| 156 | Sell | 24.01.2017 18:39:00 | 113.381 | 0.03 | 24.01.2017 18:50:00 | 113.245 | \$ 408.0 |
| 155 | Sell | 24.01.2017 16:52:00 | 113.165 | 0.03 | 24.01.2017 18:50:00 | 113.245 | \$ -240.0 |
| 137 | Sell | 24.01.2017 20:32:00 | 113.427 | 0.01 | 24.01.2017 20:40:00 | 113.405 | \$ 22.0 |
| 166 | Sell | 24.01.2017 20:32:00 | 113.427 | 0.01 | 24.01.2017 20:40:00 | 113.405 | \$ 22.0 |
| 157 | Sell | 24.01.2017 20:32:00 | 113.427 | 0.03 | 24.01.2017 20:41:00 | 113.402 | \$ 75.0 |
| 138 | Sell | 25.01.2017 00:25:00 | 113.357 | 0.01 | 25.01.2017 00:27:00 | 113.335 | \$ 22.0 |

| | | | | | | | |
|-----|------|---------------------|---------|------|---------------------|---------|------------|
| 167 | Sell | 25.01.2017 00:25:00 | 113.357 | 0.02 | 25.01.2017 00:27:00 | 113.335 | \$ 44.0 |
| 158 | Sell | 25.01.2017 01:10:00 | 113.372 | 0.05 | 25.01.2017 01:12:00 | 113.347 | \$ 125.0 |
| 139 | Sell | 25.01.2017 02:05:00 | 113.6 | 0.01 | 25.01.2017 02:10:00 | 113.579 | \$ 21.0 |
| 141 | Sell | 25.01.2017 07:42:00 | 113.881 | 0.01 | 25.01.2017 09:32:00 | 113.792 | \$ 89.0 |
| 140 | Sell | 25.01.2017 03:49:00 | 113.744 | 0.01 | 25.01.2017 09:32:00 | 113.792 | \$ -48.0 |
| 163 | Sell | 25.01.2017 07:42:00 | 113.879 | 0.05 | 25.01.2017 09:47:00 | 113.725 | \$ 770.0 |
| 162 | Sell | 25.01.2017 07:42:00 | 113.887 | 0.03 | 25.01.2017 09:47:00 | 113.725 | \$ 486.0 |
| 161 | Sell | 25.01.2017 04:53:00 | 113.838 | 0.03 | 25.01.2017 09:47:00 | 113.725 | \$ 339.0 |
| 160 | Sell | 25.01.2017 03:09:00 | 113.675 | 0.03 | 25.01.2017 09:47:00 | 113.725 | \$ -150.0 |
| 159 | Sell | 25.01.2017 01:29:00 | 113.387 | 0.03 | 25.01.2017 09:47:00 | 113.725 | \$ -1014.0 |
| 172 | Sell | 25.01.2017 07:42:00 | 113.879 | 0.02 | 25.01.2017 09:47:00 | 113.737 | \$ 284.0 |
| 171 | Sell | 25.01.2017 07:42:00 | 113.887 | 0.01 | 25.01.2017 09:47:00 | 113.737 | \$ 150.0 |
| 170 | Sell | 25.01.2017 04:53:00 | 113.838 | 0.01 | 25.01.2017 09:47:00 | 113.737 | \$ 101.0 |
| 169 | Sell | 25.01.2017 03:09:00 | 113.675 | 0.01 | 25.01.2017 09:47:00 | 113.737 | \$ -62.0 |
| 168 | Sell | 25.01.2017 01:29:00 | 113.387 | 0.01 | 25.01.2017 09:47:00 | 113.737 | \$ -350.0 |
| 164 | Sell | 25.01.2017 15:22:00 | 113.707 | 0.03 | 25.01.2017 15:32:00 | 113.681 | \$ 78.0 |
| 165 | Sell | 25.01.2017 17:35:00 | 113.659 | 0.03 | 25.01.2017 17:37:00 | 113.634 | \$ 75.0 |
| 166 | Buy | 25.01.2017 20:05:00 | 113.554 | 0.01 | 25.01.2017 20:28:00 | 113.583 | \$ 29.0 |
| 142 | Buy | 25.01.2017 21:17:00 | 113.302 | 0.01 | 25.01.2017 21:55:00 | 113.323 | \$ 21.0 |
| 173 | Buy | 25.01.2017 21:17:00 | 113.302 | 0.01 | 25.01.2017 21:55:00 | 113.323 | \$ 21.0 |
| 167 | Sell | 25.01.2017 23:22:00 | 113.814 | 0.03 | 25.01.2017 23:30:00 | 113.785 | \$ 87.0 |
| 143 | Sell | 26.01.2017 01:10:00 | 113.86 | 0.01 | 26.01.2017 01:11:00 | 113.839 | \$ 21.0 |
| 174 | Sell | 26.01.2017 01:10:00 | 113.86 | 0.01 | 26.01.2017 01:11:00 | 113.839 | \$ 21.0 |
| 168 | Sell | 26.01.2017 01:05:00 | 113.705 | 0.03 | 26.01.2017 01:35:00 | 113.678 | \$ 81.0 |
| 169 | Sell | 26.01.2017 03:06:00 | 113.804 | 0.03 | 26.01.2017 03:07:00 | 113.777 | \$ 81.0 |
| 144 | Sell | 26.01.2017 04:20:00 | 113.833 | 0.01 | 26.01.2017 04:27:00 | 113.81 | \$ 23.0 |
| 175 | Sell | 26.01.2017 04:20:00 | 113.833 | 0.01 | 26.01.2017 04:27:00 | 113.81 | \$ 23.0 |
| 145 | Buy | 26.01.2017 06:00:00 | 113.228 | 0.01 | 26.01.2017 06:01:00 | 113.249 | \$ 21.0 |
| 176 | Buy | 26.01.2017 06:00:00 | 113.228 | 0.01 | 26.01.2017 06:01:00 | 113.249 | \$ 21.0 |
| 147 | Buy | 26.01.2017 10:30:00 | 113.157 | 0.01 | 26.01.2017 10:53:00 | 113.259 | \$ 102.0 |
| 146 | Buy | 26.01.2017 08:45:00 | 113.321 | 0.01 | 26.01.2017 10:53:00 | 113.259 | \$ -62.0 |
| 178 | Buy | 26.01.2017 10:30:00 | 113.157 | 0.01 | 26.01.2017 10:53:00 | 113.259 | \$ 102.0 |
| 177 | Buy | 26.01.2017 08:45:00 | 113.321 | 0.01 | 26.01.2017 10:53:00 | 113.259 | \$ -62.0 |
| 172 | Buy | 26.01.2017 10:30:00 | 113.157 | 0.01 | 26.01.2017 11:02:00 | 113.34 | \$ 183.0 |
| 171 | Buy | 26.01.2017 08:45:00 | 113.321 | 0.01 | 26.01.2017 11:02:00 | 113.34 | \$ 19.0 |
| 170 | Buy | 26.01.2017 05:18:00 | 113.461 | 0.01 | 26.01.2017 11:02:00 | 113.34 | \$ -121.0 |
| 148 | Buy | 26.01.2017 12:15:00 | 113.297 | 0.01 | 26.01.2017 12:19:00 | 113.32 | \$ 23.0 |
| 179 | Buy | 26.01.2017 12:15:00 | 113.297 | 0.02 | 26.01.2017 12:19:00 | 113.32 | \$ 46.0 |
| 149 | Buy | 26.01.2017 13:56:00 | 113.333 | 0.01 | 26.01.2017 14:28:00 | 113.354 | \$ 21.0 |
| 180 | Buy | 26.01.2017 13:56:00 | 113.333 | 0.02 | 26.01.2017 14:28:00 | 113.354 | \$ 42.0 |
| 173 | Sell | 26.01.2017 15:36:00 | 113.672 | 0.03 | 26.01.2017 15:42:00 | 113.646 | \$ 78.0 |
| 150 | Sell | 26.01.2017 16:43:00 | 113.753 | 0.01 | 26.01.2017 16:49:00 | 113.732 | \$ 21.0 |
| 181 | Sell | 26.01.2017 16:43:00 | 113.753 | 0.01 | 26.01.2017 16:49:00 | 113.732 | \$ 21.0 |
| 174 | Sell | 26.01.2017 17:36:00 | 113.775 | 0.03 | 26.01.2017 17:41:00 | 113.75 | \$ 75.0 |
| 151 | Sell | 26.01.2017 18:30:00 | 113.753 | 0.01 | 26.01.2017 18:31:00 | 113.732 | \$ 21.0 |
| 182 | Sell | 26.01.2017 18:30:00 | 113.753 | 0.01 | 26.01.2017 18:31:00 | 113.732 | \$ 21.0 |
| 349 | Sell | 26.01.2017 19:54:00 | 114.323 | 0.01 | 26.01.2017 20:06:00 | 114.211 | \$ 112.0 |
| 348 | Sell | 26.01.2017 19:41:00 | 114.3 | 0.01 | 26.01.2017 20:06:00 | 114.211 | \$ 89.0 |
| 347 | Sell | 26.01.2017 19:36:00 | 114.303 | 0.01 | 26.01.2017 20:06:00 | 114.211 | \$ 92.0 |
| 346 | Sell | 26.01.2017 19:31:00 | 114.347 | 0.01 | 26.01.2017 20:06:00 | 114.211 | \$ 136.0 |
| 345 | Sell | 26.01.2017 19:26:00 | 114.31 | 0.01 | 26.01.2017 20:06:00 | 114.211 | \$ 99.0 |
| 344 | Sell | 26.01.2017 19:21:00 | 114.25 | 0.01 | 26.01.2017 20:06:00 | 114.211 | \$ 39.0 |
| 343 | Sell | 26.01.2017 19:16:00 | 114.234 | 0.01 | 26.01.2017 20:06:00 | 114.211 | \$ 23.0 |
| 342 | Sell | 26.01.2017 19:11:00 | 114.199 | 0.01 | 26.01.2017 20:06:00 | 114.211 | \$ -12.0 |
| 341 | Sell | 26.01.2017 19:06:00 | 114.163 | 0.01 | 26.01.2017 20:06:00 | 114.211 | \$ -48.0 |
| 340 | Sell | 26.01.2017 19:01:00 | 114.186 | 0.01 | 26.01.2017 20:06:00 | 114.211 | \$ -25.0 |
| 339 | Sell | 26.01.2017 18:56:00 | 114.139 | 0.01 | 26.01.2017 20:06:00 | 114.211 | \$ -72.0 |
| 338 | Sell | 26.01.2017 18:51:00 | 114.052 | 0.01 | 26.01.2017 20:06:00 | 114.211 | \$ -159.0 |
| 175 | Sell | 26.01.2017 19:16:00 | 114.234 | 0.03 | 26.01.2017 20:08:00 | 114.207 | \$ 81.0 |
| 152 | Sell | 26.01.2017 21:03:00 | 114.272 | 0.01 | 26.01.2017 21:41:00 | 114.252 | \$ 20.0 |

| | | | | | | | |
|-----|------|---------------------|---------|------|---------------------|---------|-----------|
| 176 | Sell | 26.01.2017 21:03:00 | 114.272 | 0.03 | 26.01.2017 21:41:00 | 114.245 | \$ 81.0 |
| 183 | Sell | 26.01.2017 21:03:00 | 114.272 | 0.01 | 26.01.2017 21:41:00 | 114.252 | \$ 20.0 |
| 153 | Sell | 27.01.2017 00:03:00 | 114.347 | 0.01 | 27.01.2017 00:04:00 | 114.324 | \$ 23.0 |
| 177 | Sell | 27.01.2017 00:03:00 | 114.347 | 0.05 | 27.01.2017 00:04:00 | 114.321 | \$ 130.0 |
| 184 | Sell | 27.01.2017 00:03:00 | 114.347 | 0.02 | 27.01.2017 00:04:00 | 114.324 | \$ 46.0 |
| 359 | Sell | 27.01.2017 01:15:00 | 114.764 | 0.01 | 27.01.2017 01:21:00 | 114.674 | \$ 90.0 |
| 358 | Sell | 27.01.2017 01:10:00 | 114.759 | 0.01 | 27.01.2017 01:21:00 | 114.674 | \$ 85.0 |
| 357 | Sell | 27.01.2017 01:05:00 | 114.798 | 0.01 | 27.01.2017 01:21:00 | 114.674 | \$ 124.0 |
| 356 | Sell | 27.01.2017 01:00:00 | 114.736 | 0.01 | 27.01.2017 01:21:00 | 114.674 | \$ 62.0 |
| 355 | Sell | 27.01.2017 00:55:00 | 114.687 | 0.01 | 27.01.2017 01:21:00 | 114.674 | \$ 13.0 |
| 354 | Sell | 27.01.2017 00:50:00 | 114.678 | 0.01 | 27.01.2017 01:21:00 | 114.674 | \$ 4.0 |
| 353 | Sell | 27.01.2017 00:45:00 | 114.651 | 0.01 | 27.01.2017 01:21:00 | 114.674 | \$ -23.0 |
| 352 | Sell | 27.01.2017 00:40:00 | 114.742 | 0.01 | 27.01.2017 01:21:00 | 114.674 | \$ 68.0 |
| 351 | Sell | 27.01.2017 00:35:00 | 114.692 | 0.01 | 27.01.2017 01:21:00 | 114.674 | \$ 18.0 |
| 350 | Sell | 27.01.2017 00:30:00 | 114.473 | 0.01 | 27.01.2017 01:21:00 | 114.674 | \$ -201.0 |
| 154 | Sell | 27.01.2017 01:43:00 | 114.787 | 0.01 | 27.01.2017 01:54:00 | 114.766 | \$ 21.0 |
| 178 | Sell | 27.01.2017 00:31:00 | 114.531 | 0.03 | 27.01.2017 03:01:00 | 114.506 | \$ 75.0 |
| 185 | Sell | 27.01.2017 00:31:00 | 114.531 | 0.01 | 27.01.2017 03:01:00 | 114.509 | \$ 22.0 |
| 155 | Sell | 27.01.2017 05:02:00 | 114.552 | 0.01 | 27.01.2017 05:09:00 | 114.53 | \$ 22.0 |
| 186 | Sell | 27.01.2017 05:02:00 | 114.552 | 0.02 | 27.01.2017 05:09:00 | 114.53 | \$ 44.0 |
| 156 | Sell | 27.01.2017 08:09:00 | 114.642 | 0.01 | 27.01.2017 08:11:00 | 114.619 | \$ 23.0 |
| 179 | Sell | 27.01.2017 08:09:00 | 114.642 | 0.05 | 27.01.2017 08:11:00 | 114.616 | \$ 130.0 |
| 187 | Sell | 27.01.2017 08:09:00 | 114.642 | 0.02 | 27.01.2017 08:11:00 | 114.619 | \$ 46.0 |
| 157 | Sell | 27.01.2017 09:50:00 | 114.569 | 0.01 | 27.01.2017 09:54:00 | 114.548 | \$ 21.0 |
| 188 | Sell | 27.01.2017 09:50:00 | 114.569 | 0.02 | 27.01.2017 09:54:00 | 114.548 | \$ 42.0 |
| 181 | Sell | 27.01.2017 10:00:00 | 114.621 | 0.05 | 27.01.2017 10:01:00 | 114.603 | \$ 90.0 |
| 180 | Sell | 27.01.2017 10:00:00 | 114.644 | 0.03 | 27.01.2017 10:01:00 | 114.603 | \$ 123.0 |
| 189 | Sell | 27.01.2017 10:00:00 | 114.644 | 0.01 | 27.01.2017 10:01:00 | 114.624 | \$ 20.0 |
| 364 | Sell | 27.01.2017 10:32:00 | 114.895 | 0.01 | 27.01.2017 10:35:00 | 114.869 | \$ 26.0 |
| 363 | Sell | 27.01.2017 10:27:00 | 114.93 | 0.01 | 27.01.2017 10:35:00 | 114.869 | \$ 61.0 |
| 362 | Sell | 27.01.2017 10:22:00 | 114.901 | 0.01 | 27.01.2017 10:35:00 | 114.869 | \$ 32.0 |
| 361 | Sell | 27.01.2017 10:17:00 | 114.908 | 0.01 | 27.01.2017 10:35:00 | 114.869 | \$ 39.0 |
| 360 | Sell | 27.01.2017 10:12:00 | 114.816 | 0.01 | 27.01.2017 10:35:00 | 114.869 | \$ -53.0 |
| 365 | Sell | 27.01.2017 10:37:00 | 114.9 | 0.01 | 27.01.2017 10:37:00 | 114.879 | \$ 21.0 |
| 366 | Sell | 27.01.2017 10:43:00 | 114.859 | 0.01 | 27.01.2017 10:47:00 | 114.836 | \$ 23.0 |
| 158 | Sell | 27.01.2017 11:32:00 | 114.941 | 0.01 | 27.01.2017 11:38:00 | 114.919 | \$ 22.0 |
| 182 | Sell | 27.01.2017 11:59:00 | 114.933 | 0.03 | 27.01.2017 11:59:00 | 114.905 | \$ 84.0 |
| 190 | Sell | 27.01.2017 11:59:00 | 114.933 | 0.01 | 27.01.2017 11:59:00 | 114.912 | \$ 21.0 |
| 159 | Sell | 27.01.2017 14:08:00 | 115.003 | 0.01 | 27.01.2017 14:24:00 | 114.981 | \$ 22.0 |
| 192 | Sell | 27.01.2017 14:14:00 | 114.977 | 0.02 | 27.01.2017 14:28:00 | 114.965 | \$ 24.0 |
| 191 | Sell | 27.01.2017 14:08:00 | 115.003 | 0.01 | 27.01.2017 14:28:00 | 114.965 | \$ 38.0 |
| 160 | Sell | 27.01.2017 15:48:00 | 115.194 | 0.01 | 27.01.2017 15:59:00 | 115.172 | \$ 22.0 |
| 193 | Sell | 27.01.2017 15:48:00 | 115.194 | 0.01 | 27.01.2017 15:59:00 | 115.172 | \$ 22.0 |
| 161 | Sell | 27.01.2017 17:46:00 | 115.272 | 0.01 | 27.01.2017 17:47:00 | 115.251 | \$ 21.0 |
| 194 | Sell | 27.01.2017 17:46:00 | 115.272 | 0.01 | 27.01.2017 17:47:00 | 115.251 | \$ 21.0 |
| 186 | Sell | 27.01.2017 17:46:00 | 115.272 | 0.03 | 27.01.2017 18:20:00 | 115.067 | \$ 615.0 |
| 185 | Sell | 27.01.2017 15:48:00 | 115.194 | 0.03 | 27.01.2017 18:20:00 | 115.067 | \$ 381.0 |
| 184 | Sell | 27.01.2017 14:14:00 | 114.977 | 0.05 | 27.01.2017 18:20:00 | 115.067 | \$ -450.0 |
| 183 | Sell | 27.01.2017 14:08:00 | 115.003 | 0.03 | 27.01.2017 18:20:00 | 115.067 | \$ -192.0 |
| 162 | Sell | 27.01.2017 19:45:00 | 115.08 | 0.01 | 27.01.2017 19:50:00 | 115.057 | \$ 23.0 |
| 195 | Sell | 27.01.2017 19:45:00 | 115.08 | 0.02 | 27.01.2017 19:50:00 | 115.057 | \$ 46.0 |
| 187 | Sell | 27.01.2017 21:54:00 | 115.219 | 0.05 | 27.01.2017 22:00:00 | 115.193 | \$ 130.0 |
| 163 | Sell | 27.01.2017 21:44:00 | 115.145 | 0.01 | 27.01.2017 22:12:00 | 115.124 | \$ 21.0 |
| 196 | Sell | 27.01.2017 21:44:00 | 115.145 | 0.02 | 27.01.2017 22:12:00 | 115.124 | \$ 42.0 |
| 188 | Sell | 27.01.2017 22:46:00 | 115.273 | 0.03 | 27.01.2017 22:51:00 | 115.247 | \$ 78.0 |
| 197 | Sell | 27.01.2017 22:46:00 | 115.273 | 0.01 | 27.01.2017 22:51:00 | 115.252 | \$ 21.0 |
| 164 | Sell | 28.01.2017 00:02:00 | 115.154 | 0.01 | 28.01.2017 00:08:00 | 115.132 | \$ 22.0 |
| 198 | Sell | 28.01.2017 00:02:00 | 115.154 | 0.02 | 28.01.2017 00:08:00 | 115.132 | \$ 44.0 |
| 189 | Sell | 28.01.2017 00:02:00 | 115.154 | 0.05 | 28.01.2017 00:09:00 | 115.126 | \$ 140.0 |
| 165 | Sell | 28.01.2017 01:42:00 | 115.162 | 0.01 | 28.01.2017 01:46:00 | 115.14 | \$ 22.0 |

| | | | | | | | |
|-----|------|---------------------|---------|------|---------------------|---------|------------|
| 199 | Sell | 28.01.2017 01:42:00 | 115.162 | 0.02 | 28.01.2017 01:46:00 | 115.14 | \$ 44.0 |
| 190 | Sell | 28.01.2017 01:42:00 | 115.162 | 0.05 | 28.01.2017 01:47:00 | 115.136 | \$ 130.0 |
| 191 | Sell | 28.01.2017 02:12:00 | 115.243 | 0.03 | 28.01.2017 02:21:00 | 115.216 | \$ 81.0 |
| 200 | Sell | 28.01.2017 02:12:00 | 115.243 | 0.01 | 28.01.2017 02:21:00 | 115.219 | \$ 24.0 |
| 192 | Buy | 30.01.2017 07:01:00 | 114.784 | 0.01 | 30.01.2017 07:04:00 | 114.811 | \$ 27.0 |
| 193 | Buy | 30.01.2017 08:41:00 | 114.675 | 0.01 | 30.01.2017 08:58:00 | 114.7 | \$ 25.0 |
| 194 | Buy | 30.01.2017 10:21:00 | 114.525 | 0.01 | 30.01.2017 10:22:00 | 114.553 | \$ 28.0 |
| 195 | Buy | 30.01.2017 12:01:00 | 114.348 | 0.01 | 30.01.2017 12:03:00 | 114.373 | \$ 25.0 |
| 168 | Buy | 30.01.2017 11:53:00 | 114.385 | 0.01 | 30.01.2017 14:59:00 | 114.584 | \$ 199.0 |
| 167 | Buy | 30.01.2017 10:07:00 | 114.545 | 0.01 | 30.01.2017 14:59:00 | 114.584 | \$ 39.0 |
| 166 | Buy | 30.01.2017 08:27:00 | 114.761 | 0.01 | 30.01.2017 14:59:00 | 114.584 | \$ -177.0 |
| 203 | Buy | 30.01.2017 11:53:00 | 114.385 | 0.01 | 30.01.2017 14:59:00 | 114.584 | \$ 199.0 |
| 202 | Buy | 30.01.2017 10:07:00 | 114.545 | 0.01 | 30.01.2017 14:59:00 | 114.584 | \$ 39.0 |
| 201 | Buy | 30.01.2017 08:27:00 | 114.761 | 0.01 | 30.01.2017 14:59:00 | 114.584 | \$ -177.0 |
| 169 | Buy | 30.01.2017 22:20:00 | 114.475 | 0.01 | 30.01.2017 22:39:00 | 114.496 | \$ 21.0 |
| 204 | Buy | 30.01.2017 22:20:00 | 114.475 | 0.01 | 30.01.2017 22:39:00 | 114.496 | \$ 21.0 |
| 367 | Buy | 31.01.2017 00:45:00 | 113.783 | 0.01 | 31.01.2017 00:46:00 | 113.804 | \$ 21.0 |
| 368 | Buy | 31.01.2017 00:50:00 | 113.785 | 0.01 | 31.01.2017 00:50:00 | 113.806 | \$ 21.0 |
| 369 | Buy | 31.01.2017 00:55:00 | 113.785 | 0.01 | 31.01.2017 00:56:00 | 113.806 | \$ 21.0 |
| 371 | Buy | 31.01.2017 01:05:00 | 113.796 | 0.01 | 31.01.2017 01:07:00 | 113.857 | \$ 61.0 |
| 370 | Buy | 31.01.2017 01:00:00 | 113.876 | 0.01 | 31.01.2017 01:07:00 | 113.857 | \$ -19.0 |
| 373 | Buy | 31.01.2017 01:33:00 | 113.709 | 0.01 | 31.01.2017 01:37:00 | 113.765 | \$ 56.0 |
| 372 | Buy | 31.01.2017 01:28:00 | 113.777 | 0.01 | 31.01.2017 01:37:00 | 113.765 | \$ -12.0 |
| 376 | Buy | 31.01.2017 02:48:00 | 113.537 | 0.01 | 31.01.2017 02:51:00 | 113.578 | \$ 41.0 |
| 375 | Buy | 31.01.2017 02:43:00 | 113.539 | 0.01 | 31.01.2017 02:51:00 | 113.578 | \$ 39.0 |
| 374 | Buy | 31.01.2017 02:38:00 | 113.598 | 0.01 | 31.01.2017 02:51:00 | 113.578 | \$ -20.0 |
| 208 | Buy | 31.01.2017 05:04:00 | 113.625 | 0.02 | 31.01.2017 06:34:00 | 113.791 | \$ 332.0 |
| 207 | Buy | 31.01.2017 04:01:00 | 113.624 | 0.01 | 31.01.2017 06:34:00 | 113.791 | \$ 167.0 |
| 206 | Buy | 31.01.2017 02:05:00 | 113.784 | 0.01 | 31.01.2017 06:34:00 | 113.791 | \$ 7.0 |
| 205 | Buy | 31.01.2017 00:13:00 | 114.191 | 0.01 | 31.01.2017 06:34:00 | 113.791 | \$ -400.0 |
| 209 | Buy | 31.01.2017 07:37:00 | 113.712 | 0.02 | 31.01.2017 07:45:00 | 113.733 | \$ 42.0 |
| 210 | Buy | 31.01.2017 09:28:00 | 113.629 | 0.02 | 31.01.2017 09:29:00 | 113.651 | \$ 44.0 |
| 174 | Buy | 31.01.2017 09:28:00 | 113.629 | 0.01 | 31.01.2017 10:02:00 | 113.809 | \$ 180.0 |
| 173 | Buy | 31.01.2017 07:37:00 | 113.712 | 0.01 | 31.01.2017 10:02:00 | 113.809 | \$ 97.0 |
| 172 | Buy | 31.01.2017 04:01:00 | 113.624 | 0.01 | 31.01.2017 10:02:00 | 113.809 | \$ 185.0 |
| 171 | Buy | 31.01.2017 02:05:00 | 113.784 | 0.01 | 31.01.2017 10:02:00 | 113.809 | \$ 25.0 |
| 170 | Buy | 31.01.2017 00:13:00 | 114.191 | 0.01 | 31.01.2017 10:02:00 | 113.809 | \$ -382.0 |
| 175 | Buy | 31.01.2017 11:20:00 | 113.585 | 0.01 | 31.01.2017 11:30:00 | 113.607 | \$ 22.0 |
| 211 | Buy | 31.01.2017 11:20:00 | 113.585 | 0.02 | 31.01.2017 11:30:00 | 113.607 | \$ 44.0 |
| 377 | Buy | 31.01.2017 12:02:00 | 113.344 | 0.01 | 31.01.2017 12:03:00 | 113.365 | \$ 21.0 |
| 378 | Buy | 31.01.2017 12:07:00 | 113.347 | 0.01 | 31.01.2017 12:10:00 | 113.368 | \$ 21.0 |
| 380 | Buy | 31.01.2017 12:17:00 | 113.287 | 0.01 | 31.01.2017 12:21:00 | 113.339 | \$ 52.0 |
| 379 | Buy | 31.01.2017 12:12:00 | 113.346 | 0.01 | 31.01.2017 12:21:00 | 113.339 | \$ -7.0 |
| 212 | Buy | 31.01.2017 12:02:00 | 113.462 | 0.01 | 31.01.2017 12:27:00 | 113.485 | \$ 23.0 |
| 176 | Buy | 31.01.2017 13:06:00 | 113.453 | 0.01 | 31.01.2017 13:07:00 | 113.474 | \$ 21.0 |
| 214 | Buy | 31.01.2017 14:21:00 | 113.43 | 0.01 | 31.01.2017 14:26:00 | 113.489 | \$ 59.0 |
| 213 | Buy | 31.01.2017 14:10:00 | 113.483 | 0.02 | 31.01.2017 14:26:00 | 113.489 | \$ 12.0 |
| 177 | Buy | 31.01.2017 15:05:00 | 113.462 | 0.01 | 31.01.2017 15:33:00 | 113.484 | \$ 22.0 |
| 178 | Buy | 31.01.2017 17:00:00 | 113.539 | 0.01 | 31.01.2017 17:01:00 | 113.56 | \$ 21.0 |
| 215 | Buy | 31.01.2017 17:00:00 | 113.539 | 0.02 | 31.01.2017 17:01:00 | 113.56 | \$ 42.0 |
| 206 | Buy | 31.01.2017 14:21:00 | 113.43 | 0.01 | 31.01.2017 17:39:00 | 113.834 | \$ 404.0 |
| 205 | Buy | 31.01.2017 14:13:00 | 113.453 | 0.03 | 31.01.2017 17:39:00 | 113.834 | \$ 1143.0 |
| 204 | Buy | 31.01.2017 12:02:00 | 113.462 | 0.01 | 31.01.2017 17:39:00 | 113.834 | \$ 372.0 |
| 203 | Buy | 31.01.2017 11:20:00 | 113.585 | 0.03 | 31.01.2017 17:39:00 | 113.834 | \$ 747.0 |
| 202 | Buy | 31.01.2017 09:06:00 | 113.601 | 0.03 | 31.01.2017 17:39:00 | 113.834 | \$ 699.0 |
| 201 | Buy | 31.01.2017 05:04:00 | 113.625 | 0.03 | 31.01.2017 17:39:00 | 113.834 | \$ 627.0 |
| 200 | Buy | 31.01.2017 04:01:00 | 113.624 | 0.01 | 31.01.2017 17:39:00 | 113.834 | \$ 210.0 |
| 199 | Buy | 31.01.2017 01:28:00 | 113.78 | 0.01 | 31.01.2017 17:39:00 | 113.834 | \$ 54.0 |
| 198 | Buy | 30.01.2017 23:35:00 | 114.346 | 0.01 | 31.01.2017 17:39:00 | 113.834 | \$ -508.03 |
| 197 | Buy | 30.01.2017 21:55:00 | 114.611 | 0.01 | 31.01.2017 17:39:00 | 113.834 | \$ -773.03 |

| | | | | | | | |
|-----|------|---------------------|---------|------|---------------------|---------|-------------|
| 196 | Buy | 30.01.2017 21:50:00 | 114.647 | 0.03 | 31.01.2017 17:39:00 | 113.834 | \$ -2427.09 |
| 207 | Sell | 31.01.2017 20:19:00 | 113.909 | 0.03 | 31.01.2017 20:21:00 | 113.883 | \$ 78.0 |
| 179 | Buy | 31.01.2017 21:00:00 | 113.519 | 0.01 | 31.01.2017 21:00:00 | 113.54 | \$ 21.0 |
| 216 | Buy | 31.01.2017 21:00:00 | 113.519 | 0.01 | 31.01.2017 21:00:00 | 113.54 | \$ 21.0 |
| 180 | Buy | 31.01.2017 22:47:00 | 113.323 | 0.01 | 31.01.2017 22:49:00 | 113.345 | \$ 22.0 |
| 217 | Buy | 31.01.2017 22:47:00 | 113.323 | 0.01 | 31.01.2017 22:49:00 | 113.345 | \$ 22.0 |
| 381 | Buy | 31.01.2017 23:28:00 | 112.888 | 0.01 | 31.01.2017 23:29:00 | 112.909 | \$ 21.0 |
| 181 | Buy | 01.02.2017 00:27:00 | 112.291 | 0.01 | 01.02.2017 00:30:00 | 112.312 | \$ 21.0 |
| 218 | Buy | 01.02.2017 00:27:00 | 112.291 | 0.01 | 01.02.2017 00:30:00 | 112.312 | \$ 21.0 |
| 397 | Buy | 01.02.2017 00:53:00 | 112.279 | 0.01 | 01.02.2017 00:57:00 | 112.478 | \$ 199.0 |
| 396 | Buy | 01.02.2017 00:43:00 | 112.384 | 0.01 | 01.02.2017 00:57:00 | 112.478 | \$ 94.0 |
| 395 | Buy | 01.02.2017 00:38:00 | 112.412 | 0.01 | 01.02.2017 00:57:00 | 112.478 | \$ 66.0 |
| 394 | Buy | 01.02.2017 00:33:00 | 112.323 | 0.01 | 01.02.2017 00:57:00 | 112.478 | \$ 155.0 |
| 393 | Buy | 01.02.2017 00:28:00 | 112.252 | 0.01 | 01.02.2017 00:57:00 | 112.478 | \$ 226.0 |
| 392 | Buy | 01.02.2017 00:23:00 | 112.39 | 0.01 | 01.02.2017 00:57:00 | 112.478 | \$ 88.0 |
| 391 | Buy | 01.02.2017 00:18:00 | 112.457 | 0.01 | 01.02.2017 00:57:00 | 112.478 | \$ 21.0 |
| 390 | Buy | 01.02.2017 00:13:00 | 112.279 | 0.01 | 01.02.2017 00:57:00 | 112.478 | \$ 199.0 |
| 389 | Buy | 01.02.2017 00:08:00 | 112.305 | 0.01 | 01.02.2017 00:57:00 | 112.478 | \$ 173.0 |
| 388 | Buy | 01.02.2017 00:03:00 | 112.15 | 0.01 | 01.02.2017 00:57:00 | 112.478 | \$ 328.0 |
| 387 | Buy | 31.01.2017 23:58:00 | 112.323 | 0.01 | 01.02.2017 00:57:00 | 112.478 | \$ 158.97 |
| 386 | Buy | 31.01.2017 23:53:00 | 112.623 | 0.01 | 01.02.2017 00:57:00 | 112.478 | \$ -141.03 |
| 385 | Buy | 31.01.2017 23:48:00 | 112.728 | 0.01 | 01.02.2017 00:57:00 | 112.478 | \$ -246.03 |
| 384 | Buy | 31.01.2017 23:43:00 | 112.733 | 0.01 | 01.02.2017 00:57:00 | 112.478 | \$ -251.03 |
| 383 | Buy | 31.01.2017 23:38:00 | 112.79 | 0.01 | 01.02.2017 00:57:00 | 112.478 | \$ -308.03 |
| 382 | Buy | 31.01.2017 23:33:00 | 112.828 | 0.01 | 01.02.2017 00:57:00 | 112.478 | \$ -346.03 |
| 210 | Buy | 01.02.2017 00:27:00 | 112.291 | 0.01 | 01.02.2017 02:18:00 | 113.076 | \$ 785.0 |
| 209 | Buy | 31.01.2017 22:47:00 | 113.323 | 0.01 | 01.02.2017 02:18:00 | 113.076 | \$ -243.03 |
| 208 | Buy | 31.01.2017 21:00:00 | 113.537 | 0.01 | 01.02.2017 02:18:00 | 113.076 | \$ -457.03 |
| 182 | Buy | 01.02.2017 03:16:00 | 112.88 | 0.01 | 01.02.2017 03:16:00 | 112.901 | \$ 21.0 |
| 219 | Buy | 01.02.2017 03:16:00 | 112.88 | 0.02 | 01.02.2017 03:16:00 | 112.901 | \$ 42.0 |
| 400 | Buy | 01.02.2017 03:59:00 | 112.693 | 0.01 | 01.02.2017 04:02:00 | 112.724 | \$ 31.0 |
| 399 | Buy | 01.02.2017 03:54:00 | 112.686 | 0.01 | 01.02.2017 04:02:00 | 112.724 | \$ 38.0 |
| 398 | Buy | 01.02.2017 03:49:00 | 112.73 | 0.01 | 01.02.2017 04:02:00 | 112.724 | \$ -6.0 |
| 220 | Buy | 01.02.2017 04:35:00 | 112.497 | 0.01 | 01.02.2017 04:37:00 | 112.518 | \$ 21.0 |
| 407 | Buy | 01.02.2017 04:34:00 | 112.522 | 0.01 | 01.02.2017 04:39:00 | 112.603 | \$ 81.0 |
| 406 | Buy | 01.02.2017 04:29:00 | 112.558 | 0.01 | 01.02.2017 04:39:00 | 112.603 | \$ 45.0 |
| 405 | Buy | 01.02.2017 04:24:00 | 112.514 | 0.01 | 01.02.2017 04:39:00 | 112.603 | \$ 89.0 |
| 404 | Buy | 01.02.2017 04:19:00 | 112.579 | 0.01 | 01.02.2017 04:39:00 | 112.603 | \$ 24.0 |
| 403 | Buy | 01.02.2017 04:14:00 | 112.554 | 0.01 | 01.02.2017 04:39:00 | 112.603 | \$ 49.0 |
| 402 | Buy | 01.02.2017 04:09:00 | 112.624 | 0.01 | 01.02.2017 04:39:00 | 112.603 | \$ -21.0 |
| 401 | Buy | 01.02.2017 04:04:00 | 112.718 | 0.01 | 01.02.2017 04:39:00 | 112.603 | \$ -115.0 |
| 183 | Buy | 01.02.2017 06:45:00 | 112.805 | 0.01 | 01.02.2017 06:45:00 | 112.826 | \$ 21.0 |
| 221 | Buy | 01.02.2017 06:45:00 | 112.805 | 0.02 | 01.02.2017 06:45:00 | 112.826 | \$ 42.0 |
| 211 | Buy | 01.02.2017 07:44:00 | 112.7 | 0.03 | 01.02.2017 07:44:00 | 112.729 | \$ 87.0 |
| 184 | Buy | 01.02.2017 08:47:00 | 112.72 | 0.01 | 01.02.2017 08:58:00 | 112.741 | \$ 21.0 |
| 222 | Buy | 01.02.2017 08:47:00 | 112.72 | 0.02 | 01.02.2017 08:58:00 | 112.741 | \$ 42.0 |
| 212 | Sell | 01.02.2017 12:49:00 | 113.153 | 0.03 | 01.02.2017 13:04:00 | 113.127 | \$ 78.0 |
| 185 | Sell | 01.02.2017 15:15:00 | 113.26 | 0.01 | 01.02.2017 16:16:00 | 113.239 | \$ 21.0 |
| 213 | Sell | 01.02.2017 15:15:00 | 113.26 | 0.03 | 01.02.2017 16:16:00 | 113.234 | \$ 78.0 |
| 223 | Sell | 01.02.2017 15:15:00 | 113.26 | 0.01 | 01.02.2017 16:16:00 | 113.239 | \$ 21.0 |
| 186 | Sell | 01.02.2017 16:55:00 | 113.581 | 0.01 | 01.02.2017 17:00:00 | 113.559 | \$ 22.0 |
| 214 | Sell | 01.02.2017 16:55:00 | 113.581 | 0.03 | 01.02.2017 17:00:00 | 113.556 | \$ 75.0 |
| 224 | Sell | 01.02.2017 16:55:00 | 113.581 | 0.01 | 01.02.2017 17:00:00 | 113.559 | \$ 22.0 |
| 187 | Sell | 01.02.2017 19:14:00 | 113.419 | 0.01 | 01.02.2017 19:27:00 | 113.398 | \$ 21.0 |
| 225 | Sell | 01.02.2017 19:14:00 | 113.419 | 0.02 | 01.02.2017 19:27:00 | 113.398 | \$ 42.0 |
| 188 | Sell | 01.02.2017 21:45:00 | 113.34 | 0.01 | 01.02.2017 22:02:00 | 113.319 | \$ 21.0 |
| 226 | Sell | 01.02.2017 21:45:00 | 113.34 | 0.02 | 01.02.2017 22:02:00 | 113.319 | \$ 42.0 |
| 227 | Sell | 01.02.2017 22:16:00 | 113.541 | 0.01 | 01.02.2017 22:33:00 | 113.52 | \$ 21.0 |
| 215 | Sell | 01.02.2017 23:00:00 | 113.597 | 0.03 | 01.02.2017 23:01:00 | 113.568 | \$ 87.0 |
| 189 | Sell | 01.02.2017 23:25:00 | 113.72 | 0.01 | 01.02.2017 23:30:00 | 113.697 | \$ 23.0 |

| | | | | | | | |
|-----|------|---------------------|---------|------|---------------------|---------|-----------|
| 409 | Sell | 02.02.2017 00:05:00 | 113.914 | 0.01 | 02.02.2017 00:06:00 | 113.868 | \$ 46.0 |
| 408 | Sell | 02.02.2017 00:00:00 | 113.862 | 0.01 | 02.02.2017 00:06:00 | 113.868 | \$ -6.0 |
| 410 | Sell | 02.02.2017 00:10:00 | 113.864 | 0.01 | 02.02.2017 00:12:00 | 113.841 | \$ 23.0 |
| 228 | Sell | 02.02.2017 00:00:00 | 113.703 | 0.01 | 02.02.2017 00:37:00 | 113.682 | \$ 21.0 |
| 190 | Sell | 02.02.2017 02:30:00 | 113.503 | 0.01 | 02.02.2017 02:45:00 | 113.481 | \$ 22.0 |
| 229 | Sell | 02.02.2017 02:30:00 | 113.503 | 0.02 | 02.02.2017 02:45:00 | 113.481 | \$ 44.0 |
| 216 | Buy | 02.02.2017 04:05:00 | 113.014 | 0.01 | 02.02.2017 04:05:00 | 113.039 | \$ 25.0 |
| 191 | Buy | 02.02.2017 09:23:00 | 113.056 | 0.01 | 02.02.2017 09:25:00 | 113.077 | \$ 21.0 |
| 230 | Buy | 02.02.2017 09:23:00 | 113.056 | 0.01 | 02.02.2017 09:25:00 | 113.077 | \$ 21.0 |
| 217 | Buy | 02.02.2017 10:01:00 | 112.951 | 0.01 | 02.02.2017 10:04:00 | 112.978 | \$ 27.0 |
| 192 | Buy | 02.02.2017 11:42:00 | 113.038 | 0.01 | 02.02.2017 11:56:00 | 113.059 | \$ 21.0 |
| 218 | Buy | 02.02.2017 11:42:00 | 113.038 | 0.01 | 02.02.2017 11:56:00 | 113.065 | \$ 27.0 |
| 231 | Buy | 02.02.2017 11:42:00 | 113.038 | 0.01 | 02.02.2017 11:56:00 | 113.059 | \$ 21.0 |
| 193 | Buy | 02.02.2017 13:23:00 | 112.691 | 0.01 | 02.02.2017 13:27:00 | 112.713 | \$ 22.0 |
| 219 | Buy | 02.02.2017 13:23:00 | 112.691 | 0.01 | 02.02.2017 13:27:00 | 112.718 | \$ 27.0 |
| 232 | Buy | 02.02.2017 13:23:00 | 112.691 | 0.01 | 02.02.2017 13:27:00 | 112.713 | \$ 22.0 |
| 411 | Buy | 02.02.2017 14:47:00 | 112.501 | 0.01 | 02.02.2017 14:47:00 | 112.528 | \$ 27.0 |
| 194 | Buy | 02.02.2017 15:32:00 | 112.584 | 0.01 | 02.02.2017 15:34:00 | 112.605 | \$ 21.0 |
| 220 | Buy | 02.02.2017 15:32:00 | 112.584 | 0.01 | 02.02.2017 15:34:00 | 112.61 | \$ 26.0 |
| 233 | Buy | 02.02.2017 15:32:00 | 112.584 | 0.01 | 02.02.2017 15:34:00 | 112.605 | \$ 21.0 |
| 412 | Buy | 02.02.2017 18:00:00 | 112.447 | 0.01 | 02.02.2017 18:01:00 | 112.468 | \$ 21.0 |
| 222 | Buy | 02.02.2017 17:47:00 | 112.551 | 0.01 | 02.02.2017 18:43:00 | 112.628 | \$ 77.0 |
| 221 | Buy | 02.02.2017 17:44:00 | 112.618 | 0.03 | 02.02.2017 18:43:00 | 112.628 | \$ 30.0 |
| 413 | Buy | 02.02.2017 19:03:00 | 112.365 | 0.01 | 02.02.2017 19:12:00 | 112.386 | \$ 21.0 |
| 414 | Buy | 02.02.2017 19:14:00 | 112.333 | 0.01 | 02.02.2017 19:17:00 | 112.354 | \$ 21.0 |
| 223 | Buy | 02.02.2017 19:27:00 | 112.28 | 0.01 | 02.02.2017 19:28:00 | 112.305 | \$ 25.0 |
| 416 | Buy | 02.02.2017 19:26:00 | 112.278 | 0.01 | 02.02.2017 19:29:00 | 112.319 | \$ 41.0 |
| 415 | Buy | 02.02.2017 19:21:00 | 112.316 | 0.01 | 02.02.2017 19:29:00 | 112.319 | \$ 3.0 |
| 225 | Buy | 02.02.2017 22:24:00 | 112.233 | 0.01 | 02.02.2017 22:37:00 | 112.349 | \$ 116.0 |
| 224 | Buy | 02.02.2017 22:06:00 | 112.352 | 0.03 | 02.02.2017 22:37:00 | 112.349 | \$ -9.0 |
| 418 | Buy | 02.02.2017 22:51:00 | 112.124 | 0.01 | 02.02.2017 22:51:00 | 112.164 | \$ 40.0 |
| 417 | Buy | 02.02.2017 22:46:00 | 112.163 | 0.01 | 02.02.2017 22:51:00 | 112.164 | \$ 1.0 |
| 198 | Buy | 02.02.2017 22:44:00 | 112.226 | 0.01 | 02.02.2017 23:05:00 | 112.432 | \$ 206.0 |
| 197 | Buy | 02.02.2017 20:55:00 | 112.354 | 0.01 | 02.02.2017 23:05:00 | 112.432 | \$ 78.0 |
| 196 | Buy | 02.02.2017 19:15:00 | 112.348 | 0.01 | 02.02.2017 23:05:00 | 112.432 | \$ 84.0 |
| 195 | Buy | 02.02.2017 17:35:00 | 112.716 | 0.01 | 02.02.2017 23:05:00 | 112.432 | \$ -284.0 |
| 238 | Buy | 02.02.2017 22:24:00 | 112.233 | 0.01 | 02.02.2017 23:11:00 | 112.48 | \$ 247.0 |
| 237 | Buy | 02.02.2017 22:06:00 | 112.352 | 0.02 | 02.02.2017 23:11:00 | 112.48 | \$ 256.0 |
| 236 | Buy | 02.02.2017 19:27:00 | 112.28 | 0.01 | 02.02.2017 23:11:00 | 112.48 | \$ 200.0 |
| 235 | Buy | 02.02.2017 17:47:00 | 112.551 | 0.01 | 02.02.2017 23:11:00 | 112.48 | \$ -71.0 |
| 234 | Buy | 02.02.2017 17:35:00 | 112.716 | 0.02 | 02.02.2017 23:11:00 | 112.48 | \$ -472.0 |
| 226 | Buy | 02.02.2017 23:46:00 | 112.222 | 0.03 | 02.02.2017 23:47:00 | 112.247 | \$ 75.0 |
| 239 | Buy | 02.02.2017 23:46:00 | 112.222 | 0.02 | 02.02.2017 23:47:00 | 112.242 | \$ 40.0 |
| 199 | Buy | 03.02.2017 00:40:00 | 112.295 | 0.01 | 03.02.2017 00:40:00 | 112.316 | \$ 21.0 |
| 227 | Sell | 03.02.2017 04:00:00 | 112.791 | 0.03 | 03.02.2017 04:16:00 | 112.765 | \$ 78.0 |
| 200 | Sell | 03.02.2017 06:36:00 | 112.843 | 0.01 | 03.02.2017 06:38:00 | 112.822 | \$ 21.0 |
| 240 | Sell | 03.02.2017 06:36:00 | 112.843 | 0.01 | 03.02.2017 06:38:00 | 112.822 | \$ 21.0 |
| 201 | Sell | 03.02.2017 08:40:00 | 112.899 | 0.01 | 03.02.2017 08:45:00 | 112.875 | \$ 24.0 |
| 241 | Sell | 03.02.2017 08:40:00 | 112.899 | 0.01 | 03.02.2017 08:45:00 | 112.875 | \$ 24.0 |
| 229 | Sell | 03.02.2017 08:40:00 | 112.899 | 0.03 | 03.02.2017 08:56:00 | 112.819 | \$ 240.0 |
| 228 | Sell | 03.02.2017 06:32:00 | 112.792 | 0.03 | 03.02.2017 08:56:00 | 112.819 | \$ -81.0 |
| 202 | Sell | 03.02.2017 12:31:00 | 113.007 | 0.01 | 03.02.2017 12:31:00 | 112.986 | \$ 21.0 |
| 242 | Sell | 03.02.2017 12:31:00 | 113.007 | 0.01 | 03.02.2017 12:31:00 | 112.986 | \$ 21.0 |
| 230 | Sell | 03.02.2017 13:00:00 | 113.092 | 0.03 | 03.02.2017 13:02:00 | 113.066 | \$ 78.0 |
| 203 | Sell | 03.02.2017 14:12:00 | 113.046 | 0.01 | 03.02.2017 14:13:00 | 113.025 | \$ 21.0 |
| 243 | Sell | 03.02.2017 14:12:00 | 113.046 | 0.01 | 03.02.2017 14:13:00 | 113.025 | \$ 21.0 |
| 231 | Sell | 03.02.2017 15:26:00 | 113.089 | 0.03 | 03.02.2017 16:25:00 | 113.063 | \$ 78.0 |
| 204 | Sell | 03.02.2017 17:29:00 | 113.183 | 0.01 | 03.02.2017 17:46:00 | 113.163 | \$ 20.0 |
| 244 | Sell | 03.02.2017 17:29:00 | 113.183 | 0.01 | 03.02.2017 17:46:00 | 113.163 | \$ 20.0 |
| 232 | Sell | 03.02.2017 17:29:00 | 113.183 | 0.03 | 03.02.2017 17:49:00 | 113.157 | \$ 78.0 |

| | | | | | | | |
|-----|------|---------------------|---------|------|---------------------|---------|-----------|
| 205 | Sell | 03.02.2017 19:31:00 | 113.168 | 0.01 | 03.02.2017 19:41:00 | 113.148 | \$ 20.0 |
| 245 | Sell | 03.02.2017 19:31:00 | 113.168 | 0.02 | 03.02.2017 19:41:00 | 113.148 | \$ 40.0 |
| 233 | Sell | 03.02.2017 19:31:00 | 113.168 | 0.05 | 03.02.2017 20:31:00 | 113.141 | \$ 135.0 |
| 206 | Sell | 03.02.2017 22:21:00 | 113.206 | 0.01 | 03.02.2017 22:23:00 | 113.184 | \$ 22.0 |
| 234 | Sell | 03.02.2017 22:21:00 | 113.206 | 0.05 | 03.02.2017 22:23:00 | 113.18 | \$ 130.0 |
| 246 | Sell | 03.02.2017 22:21:00 | 113.206 | 0.02 | 03.02.2017 22:23:00 | 113.184 | \$ 44.0 |
| 419 | Sell | 03.02.2017 22:30:00 | 113.423 | 0.01 | 03.02.2017 22:30:00 | 113.4 | \$ 23.0 |
| 235 | Buy | 03.02.2017 23:01:00 | 112.722 | 0.01 | 03.02.2017 23:17:00 | 112.749 | \$ 27.0 |
| 207 | Buy | 04.02.2017 00:02:00 | 112.635 | 0.01 | 04.02.2017 00:04:00 | 112.657 | \$ 22.0 |
| 247 | Buy | 04.02.2017 00:02:00 | 112.635 | 0.01 | 04.02.2017 00:04:00 | 112.657 | \$ 22.0 |
| 236 | Buy | 04.02.2017 00:41:00 | 112.358 | 0.01 | 04.02.2017 00:47:00 | 112.384 | \$ 26.0 |
| 208 | Buy | 04.02.2017 01:42:00 | 112.447 | 0.01 | 04.02.2017 02:06:00 | 112.469 | \$ 22.0 |
| 248 | Buy | 04.02.2017 01:42:00 | 112.447 | 0.01 | 04.02.2017 02:06:00 | 112.469 | \$ 22.0 |
| 237 | Buy | 06.02.2017 07:01:00 | 112.481 | 0.01 | 06.02.2017 07:03:00 | 112.507 | \$ 26.0 |
| 210 | Buy | 06.02.2017 08:08:00 | 112.538 | 0.01 | 06.02.2017 08:38:00 | 112.614 | \$ 76.0 |
| 209 | Buy | 04.02.2017 06:07:00 | 112.65 | 0.01 | 06.02.2017 08:38:00 | 112.614 | \$ -32.03 |
| 250 | Buy | 06.02.2017 08:08:00 | 112.538 | 0.01 | 06.02.2017 08:38:00 | 112.614 | \$ 76.0 |
| 249 | Buy | 04.02.2017 06:07:00 | 112.65 | 0.01 | 06.02.2017 08:38:00 | 112.614 | \$ -32.03 |
| 238 | Buy | 06.02.2017 09:15:00 | 112.537 | 0.01 | 06.02.2017 09:16:00 | 112.564 | \$ 27.0 |
| 211 | Buy | 06.02.2017 09:55:00 | 112.422 | 0.01 | 06.02.2017 10:59:00 | 112.443 | \$ 21.0 |
| 251 | Buy | 06.02.2017 09:55:00 | 112.422 | 0.01 | 06.02.2017 10:59:00 | 112.443 | \$ 21.0 |
| 212 | Buy | 06.02.2017 12:22:00 | 112.386 | 0.01 | 06.02.2017 12:31:00 | 112.407 | \$ 21.0 |
| 252 | Buy | 06.02.2017 12:22:00 | 112.386 | 0.01 | 06.02.2017 12:31:00 | 112.407 | \$ 21.0 |
| 239 | Buy | 06.02.2017 12:22:00 | 112.386 | 0.01 | 06.02.2017 12:32:00 | 112.412 | \$ 26.0 |
| 213 | Buy | 06.02.2017 21:43:00 | 112.338 | 0.01 | 06.02.2017 23:06:00 | 112.36 | \$ 22.0 |
| 253 | Buy | 06.02.2017 21:43:00 | 112.338 | 0.01 | 06.02.2017 23:06:00 | 112.36 | \$ 22.0 |
| 241 | Buy | 06.02.2017 21:46:00 | 112.348 | 0.01 | 07.02.2017 00:12:00 | 112.463 | \$ 118.97 |
| 240 | Buy | 06.02.2017 20:06:00 | 112.527 | 0.01 | 07.02.2017 00:12:00 | 112.463 | \$ -60.03 |
| 214 | Buy | 07.02.2017 00:50:00 | 112.345 | 0.01 | 07.02.2017 00:53:00 | 112.366 | \$ 21.0 |
| 254 | Buy | 07.02.2017 00:50:00 | 112.345 | 0.02 | 07.02.2017 00:53:00 | 112.366 | \$ 42.0 |
| 255 | Buy | 07.02.2017 02:08:00 | 112.269 | 0.01 | 07.02.2017 02:10:00 | 112.29 | \$ 21.0 |
| 242 | Buy | 07.02.2017 02:58:00 | 112.079 | 0.01 | 07.02.2017 03:10:00 | 112.106 | \$ 27.0 |
| 256 | Buy | 07.02.2017 03:48:00 | 111.81 | 0.01 | 07.02.2017 03:53:00 | 111.833 | \$ 23.0 |
| 421 | Buy | 07.02.2017 04:05:00 | 111.787 | 0.01 | 07.02.2017 04:10:00 | 111.828 | \$ 41.0 |
| 420 | Buy | 07.02.2017 04:00:00 | 111.823 | 0.01 | 07.02.2017 04:10:00 | 111.828 | \$ 5.0 |
| 243 | Buy | 07.02.2017 04:38:00 | 111.705 | 0.01 | 07.02.2017 04:44:00 | 111.73 | \$ 25.0 |
| 425 | Buy | 07.02.2017 04:39:00 | 111.69 | 0.01 | 07.02.2017 04:47:00 | 111.746 | \$ 56.0 |
| 424 | Buy | 07.02.2017 04:33:00 | 111.716 | 0.01 | 07.02.2017 04:47:00 | 111.746 | \$ 30.0 |
| 423 | Buy | 07.02.2017 04:28:00 | 111.738 | 0.01 | 07.02.2017 04:47:00 | 111.746 | \$ 8.0 |
| 422 | Buy | 07.02.2017 04:23:00 | 111.757 | 0.01 | 07.02.2017 04:47:00 | 111.746 | \$ -11.0 |
| 257 | Buy | 07.02.2017 05:28:00 | 111.742 | 0.01 | 07.02.2017 07:11:00 | 111.765 | \$ 23.0 |
| 244 | Buy | 07.02.2017 08:25:00 | 111.754 | 0.03 | 07.02.2017 08:38:00 | 111.781 | \$ 81.0 |
| 258 | Buy | 07.02.2017 08:25:00 | 111.754 | 0.02 | 07.02.2017 08:38:00 | 111.776 | \$ 44.0 |
| 218 | Buy | 07.02.2017 08:25:00 | 111.754 | 0.01 | 07.02.2017 12:24:00 | 111.887 | \$ 133.0 |
| 217 | Buy | 07.02.2017 06:07:00 | 111.686 | 0.01 | 07.02.2017 12:24:00 | 111.887 | \$ 201.0 |
| 216 | Buy | 07.02.2017 04:23:00 | 111.781 | 0.01 | 07.02.2017 12:24:00 | 111.887 | \$ 106.0 |
| 215 | Buy | 07.02.2017 02:33:00 | 112.234 | 0.01 | 07.02.2017 12:24:00 | 111.887 | \$ -347.0 |
| 219 | Buy | 07.02.2017 13:20:00 | 111.836 | 0.01 | 07.02.2017 13:26:00 | 111.857 | \$ 21.0 |
| 259 | Buy | 07.02.2017 13:20:00 | 111.836 | 0.02 | 07.02.2017 13:26:00 | 111.857 | \$ 42.0 |
| 220 | Buy | 07.02.2017 15:08:00 | 111.769 | 0.01 | 07.02.2017 15:15:00 | 111.791 | \$ 22.0 |
| 260 | Buy | 07.02.2017 15:08:00 | 111.769 | 0.02 | 07.02.2017 15:15:00 | 111.791 | \$ 44.0 |
| 245 | Buy | 07.02.2017 16:15:00 | 111.807 | 0.03 | 07.02.2017 16:18:00 | 111.834 | \$ 81.0 |
| 223 | Sell | 07.02.2017 22:25:00 | 112.43 | 0.01 | 07.02.2017 23:18:00 | 112.321 | \$ 109.0 |
| 222 | Sell | 07.02.2017 20:03:00 | 112.372 | 0.01 | 07.02.2017 23:18:00 | 112.321 | \$ 51.0 |
| 221 | Sell | 07.02.2017 18:18:00 | 112.229 | 0.01 | 07.02.2017 23:18:00 | 112.321 | \$ -92.0 |
| 263 | Sell | 07.02.2017 22:25:00 | 112.43 | 0.01 | 07.02.2017 23:18:00 | 112.321 | \$ 109.0 |
| 262 | Sell | 07.02.2017 20:03:00 | 112.372 | 0.01 | 07.02.2017 23:18:00 | 112.321 | \$ 51.0 |
| 261 | Sell | 07.02.2017 18:18:00 | 112.229 | 0.01 | 07.02.2017 23:18:00 | 112.321 | \$ -92.0 |
| 249 | Sell | 07.02.2017 22:25:00 | 112.43 | 0.03 | 07.02.2017 23:30:00 | 112.302 | \$ 384.0 |
| 248 | Sell | 07.02.2017 20:20:00 | 112.446 | 0.03 | 07.02.2017 23:30:00 | 112.302 | \$ 432.0 |

| | | | | | | | |
|-----|------|---------------------|---------|------|---------------------|---------|------------|
| 247 | Sell | 07.02.2017 18:40:00 | 112.32 | 0.03 | 07.02.2017 23:30:00 | 112.302 | \$ 54.0 |
| 246 | Sell | 07.02.2017 17:00:00 | 112.115 | 0.03 | 07.02.2017 23:30:00 | 112.302 | \$ -561.0 |
| 264 | Sell | 07.02.2017 23:53:00 | 112.416 | 0.02 | 07.02.2017 23:55:00 | 112.394 | \$ 44.0 |
| 224 | Sell | 08.02.2017 00:05:00 | 112.53 | 0.01 | 08.02.2017 00:12:00 | 112.509 | \$ 21.0 |
| 265 | Sell | 08.02.2017 00:05:00 | 112.53 | 0.01 | 08.02.2017 00:12:00 | 112.509 | \$ 21.0 |
| 251 | Sell | 08.02.2017 00:05:00 | 112.53 | 0.03 | 08.02.2017 00:21:00 | 112.432 | \$ 294.0 |
| 250 | Sell | 07.02.2017 23:53:00 | 112.416 | 0.05 | 08.02.2017 00:21:00 | 112.432 | \$ -129.15 |
| 252 | Buy | 08.02.2017 02:46:00 | 111.886 | 0.01 | 08.02.2017 02:47:00 | 111.913 | \$ 27.0 |
| 225 | Buy | 08.02.2017 03:08:00 | 111.85 | 0.01 | 08.02.2017 03:09:00 | 111.87 | \$ 20.0 |
| 266 | Buy | 08.02.2017 03:08:00 | 111.85 | 0.01 | 08.02.2017 03:09:00 | 111.87 | \$ 20.0 |
| 253 | Sell | 08.02.2017 05:59:00 | 112.382 | 0.03 | 08.02.2017 06:05:00 | 112.357 | \$ 75.0 |
| 226 | Sell | 08.02.2017 09:00:00 | 112.392 | 0.01 | 08.02.2017 10:22:00 | 112.37 | \$ 22.0 |
| 254 | Sell | 08.02.2017 09:00:00 | 112.392 | 0.03 | 08.02.2017 10:22:00 | 112.365 | \$ 81.0 |
| 267 | Sell | 08.02.2017 09:00:00 | 112.392 | 0.01 | 08.02.2017 10:22:00 | 112.37 | \$ 22.0 |
| 255 | Buy | 08.02.2017 12:40:00 | 112.106 | 0.01 | 08.02.2017 12:44:00 | 112.131 | \$ 25.0 |
| 256 | Sell | 08.02.2017 15:45:00 | 112.343 | 0.03 | 08.02.2017 16:21:00 | 112.316 | \$ 81.0 |
| 227 | Sell | 08.02.2017 16:41:00 | 112.45 | 0.01 | 08.02.2017 16:51:00 | 112.427 | \$ 23.0 |
| 268 | Sell | 08.02.2017 16:41:00 | 112.45 | 0.01 | 08.02.2017 16:51:00 | 112.427 | \$ 23.0 |
| 257 | Sell | 08.02.2017 20:04:00 | 112.355 | 0.03 | 08.02.2017 20:24:00 | 112.329 | \$ 78.0 |
| 228 | Buy | 08.02.2017 22:00:00 | 112.035 | 0.01 | 08.02.2017 22:10:00 | 112.055 | \$ 20.0 |
| 269 | Buy | 08.02.2017 22:00:00 | 112.035 | 0.01 | 08.02.2017 22:10:00 | 112.055 | \$ 20.0 |
| 229 | Buy | 08.02.2017 23:41:00 | 111.844 | 0.01 | 08.02.2017 23:42:00 | 111.864 | \$ 20.0 |
| 270 | Buy | 08.02.2017 23:41:00 | 111.844 | 0.01 | 08.02.2017 23:42:00 | 111.864 | \$ 20.0 |
| 230 | Buy | 09.02.2017 01:46:00 | 111.798 | 0.01 | 09.02.2017 02:03:00 | 111.82 | \$ 22.0 |
| 271 | Buy | 09.02.2017 01:46:00 | 111.798 | 0.01 | 09.02.2017 02:03:00 | 111.82 | \$ 22.0 |
| 261 | Buy | 09.02.2017 02:36:00 | 111.718 | 0.01 | 09.02.2017 03:02:00 | 111.936 | \$ 218.0 |
| 260 | Buy | 09.02.2017 00:55:00 | 111.825 | 0.01 | 09.02.2017 03:02:00 | 111.936 | \$ 111.0 |
| 259 | Buy | 08.02.2017 23:10:00 | 111.922 | 0.01 | 09.02.2017 03:02:00 | 111.936 | \$ 25.91 |
| 258 | Buy | 08.02.2017 21:30:00 | 112.176 | 0.01 | 09.02.2017 03:02:00 | 111.936 | \$ -228.09 |
| 262 | Buy | 09.02.2017 07:45:00 | 111.823 | 0.01 | 09.02.2017 07:59:00 | 111.85 | \$ 27.0 |
| 231 | Buy | 09.02.2017 07:38:00 | 111.868 | 0.01 | 09.02.2017 08:10:00 | 111.889 | \$ 21.0 |
| 272 | Buy | 09.02.2017 07:38:00 | 111.868 | 0.01 | 09.02.2017 08:10:00 | 111.889 | \$ 21.0 |
| 232 | Sell | 09.02.2017 11:05:00 | 112.315 | 0.01 | 09.02.2017 11:06:00 | 112.294 | \$ 21.0 |
| 273 | Sell | 09.02.2017 11:05:00 | 112.315 | 0.01 | 09.02.2017 11:06:00 | 112.294 | \$ 21.0 |
| 263 | Sell | 09.02.2017 10:54:00 | 112.204 | 0.03 | 09.02.2017 11:38:00 | 112.175 | \$ 87.0 |
| 264 | Sell | 09.02.2017 14:06:00 | 112.197 | 0.03 | 09.02.2017 14:13:00 | 112.172 | \$ 75.0 |
| 233 | Sell | 09.02.2017 14:31:00 | 112.254 | 0.01 | 09.02.2017 14:40:00 | 112.232 | \$ 22.0 |
| 274 | Sell | 09.02.2017 14:31:00 | 112.254 | 0.01 | 09.02.2017 14:40:00 | 112.232 | \$ 22.0 |
| 234 | Sell | 09.02.2017 16:43:00 | 112.372 | 0.01 | 09.02.2017 16:55:00 | 112.351 | \$ 21.0 |
| 275 | Sell | 09.02.2017 16:43:00 | 112.372 | 0.01 | 09.02.2017 16:55:00 | 112.351 | \$ 21.0 |
| 265 | Sell | 09.02.2017 15:59:00 | 112.268 | 0.03 | 09.02.2017 17:48:00 | 112.241 | \$ 81.0 |
| 235 | Sell | 09.02.2017 19:34:00 | 112.302 | 0.01 | 09.02.2017 19:37:00 | 112.282 | \$ 20.0 |
| 266 | Sell | 09.02.2017 19:34:00 | 112.308 | 0.05 | 09.02.2017 19:37:00 | 112.282 | \$ 130.0 |
| 276 | Sell | 09.02.2017 19:34:00 | 112.302 | 0.02 | 09.02.2017 19:37:00 | 112.282 | \$ 40.0 |
| 267 | Sell | 09.02.2017 20:19:00 | 112.364 | 0.03 | 09.02.2017 20:53:00 | 112.337 | \$ 81.0 |
| 277 | Sell | 09.02.2017 20:19:00 | 112.364 | 0.01 | 09.02.2017 20:53:00 | 112.341 | \$ 23.0 |
| 236 | Sell | 09.02.2017 21:21:00 | 112.423 | 0.01 | 09.02.2017 21:35:00 | 112.402 | \$ 21.0 |
| 268 | Sell | 09.02.2017 22:30:00 | 112.439 | 0.03 | 09.02.2017 22:32:00 | 112.411 | \$ 84.0 |
| 278 | Sell | 09.02.2017 22:30:00 | 112.439 | 0.01 | 09.02.2017 22:32:00 | 112.415 | \$ 24.0 |
| 237 | Sell | 09.02.2017 23:12:00 | 112.483 | 0.01 | 09.02.2017 23:15:00 | 112.463 | \$ 20.0 |
| 426 | Sell | 09.02.2017 23:57:00 | 112.82 | 0.01 | 09.02.2017 23:57:00 | 112.778 | \$ 42.0 |
| 427 | Sell | 10.02.2017 00:02:00 | 112.938 | 0.01 | 10.02.2017 00:02:00 | 112.917 | \$ 21.0 |
| 428 | Sell | 10.02.2017 00:07:00 | 112.934 | 0.01 | 10.02.2017 00:07:00 | 112.912 | \$ 22.0 |
| 269 | Sell | 10.02.2017 00:10:00 | 112.9 | 0.03 | 10.02.2017 00:10:00 | 112.874 | \$ 78.0 |
| 279 | Sell | 10.02.2017 00:10:00 | 112.9 | 0.01 | 10.02.2017 00:10:00 | 112.878 | \$ 22.0 |
| 429 | Sell | 10.02.2017 00:12:00 | 112.792 | 0.01 | 10.02.2017 00:13:00 | 112.769 | \$ 23.0 |
| 435 | Sell | 10.02.2017 00:42:00 | 113.031 | 0.01 | 10.02.2017 00:43:00 | 112.986 | \$ 45.0 |
| 434 | Sell | 10.02.2017 00:37:00 | 113.125 | 0.01 | 10.02.2017 00:43:00 | 112.986 | \$ 139.0 |
| 433 | Sell | 10.02.2017 00:32:00 | 113.068 | 0.01 | 10.02.2017 00:43:00 | 112.986 | \$ 82.0 |
| 432 | Sell | 10.02.2017 00:27:00 | 113.087 | 0.01 | 10.02.2017 00:43:00 | 112.986 | \$ 101.0 |

| | | | | | | | |
|-----|------|---------------------|---------|------|---------------------|---------|-----------|
| 431 | Sell | 10.02.2017 00:22:00 | 112.943 | 0.01 | 10.02.2017 00:43:00 | 112.986 | \$ -43.0 |
| 430 | Sell | 10.02.2017 00:17:00 | 112.793 | 0.01 | 10.02.2017 00:43:00 | 112.986 | \$ -193.0 |
| 436 | Sell | 10.02.2017 00:47:00 | 113.04 | 0.01 | 10.02.2017 00:48:00 | 113.02 | \$ 20.0 |
| 437 | Sell | 10.02.2017 00:52:00 | 112.954 | 0.01 | 10.02.2017 00:52:00 | 112.932 | \$ 22.0 |
| 438 | Sell | 10.02.2017 00:57:00 | 112.966 | 0.01 | 10.02.2017 00:58:00 | 112.945 | \$ 21.0 |
| 439 | Sell | 10.02.2017 01:02:00 | 113.002 | 0.01 | 10.02.2017 01:03:00 | 112.979 | \$ 23.0 |
| 238 | Sell | 10.02.2017 01:17:00 | 113.052 | 0.01 | 10.02.2017 01:17:00 | 113.032 | \$ 20.0 |
| 440 | Sell | 10.02.2017 01:43:00 | 113.227 | 0.01 | 10.02.2017 01:45:00 | 113.204 | \$ 23.0 |
| 442 | Sell | 10.02.2017 01:58:00 | 113.276 | 0.01 | 10.02.2017 02:00:00 | 113.245 | \$ 31.0 |
| 441 | Sell | 10.02.2017 01:53:00 | 113.255 | 0.01 | 10.02.2017 02:00:00 | 113.245 | \$ 10.0 |
| 270 | Sell | 10.02.2017 01:50:00 | 113.176 | 0.03 | 10.02.2017 02:33:00 | 113.149 | \$ 81.0 |
| 280 | Sell | 10.02.2017 01:50:00 | 113.176 | 0.01 | 10.02.2017 02:33:00 | 113.154 | \$ 22.0 |
| 239 | Sell | 10.02.2017 03:10:00 | 113.201 | 0.01 | 10.02.2017 03:17:00 | 113.178 | \$ 23.0 |
| 240 | Sell | 10.02.2017 04:50:00 | 113.274 | 0.01 | 10.02.2017 05:46:00 | 113.253 | \$ 21.0 |
| 281 | Sell | 10.02.2017 04:35:00 | 113.202 | 0.01 | 10.02.2017 06:06:00 | 113.181 | \$ 21.0 |
| 271 | Sell | 10.02.2017 04:35:00 | 113.202 | 0.03 | 10.02.2017 06:07:00 | 113.173 | \$ 87.0 |
| 241 | Sell | 10.02.2017 07:42:00 | 113.338 | 0.01 | 10.02.2017 07:54:00 | 113.315 | \$ 23.0 |
| 272 | Sell | 10.02.2017 07:42:00 | 113.338 | 0.05 | 10.02.2017 07:54:00 | 113.311 | \$ 135.0 |
| 282 | Sell | 10.02.2017 07:42:00 | 113.338 | 0.02 | 10.02.2017 07:54:00 | 113.315 | \$ 46.0 |
| 273 | Sell | 10.02.2017 09:09:00 | 113.508 | 0.03 | 10.02.2017 09:10:00 | 113.482 | \$ 78.0 |
| 283 | Sell | 10.02.2017 09:09:00 | 113.508 | 0.01 | 10.02.2017 09:10:00 | 113.487 | \$ 21.0 |
| 451 | Sell | 10.02.2017 10:19:00 | 113.787 | 0.01 | 10.02.2017 10:42:00 | 113.67 | \$ 117.0 |
| 450 | Sell | 10.02.2017 10:13:00 | 113.767 | 0.01 | 10.02.2017 10:42:00 | 113.67 | \$ 97.0 |
| 449 | Sell | 10.02.2017 10:08:00 | 113.749 | 0.01 | 10.02.2017 10:42:00 | 113.67 | \$ 79.0 |
| 448 | Sell | 10.02.2017 09:59:00 | 113.715 | 0.01 | 10.02.2017 10:42:00 | 113.67 | \$ 45.0 |
| 447 | Sell | 10.02.2017 09:54:00 | 113.694 | 0.01 | 10.02.2017 10:42:00 | 113.67 | \$ 24.0 |
| 446 | Sell | 10.02.2017 09:42:00 | 113.663 | 0.01 | 10.02.2017 10:42:00 | 113.67 | \$ -7.0 |
| 445 | Sell | 10.02.2017 09:34:00 | 113.63 | 0.01 | 10.02.2017 10:42:00 | 113.67 | \$ -40.0 |
| 444 | Sell | 10.02.2017 09:28:00 | 113.634 | 0.01 | 10.02.2017 10:42:00 | 113.67 | \$ -36.0 |
| 443 | Sell | 10.02.2017 09:23:00 | 113.6 | 0.01 | 10.02.2017 10:42:00 | 113.67 | \$ -70.0 |
| 284 | Sell | 10.02.2017 11:33:00 | 113.74 | 0.01 | 10.02.2017 11:39:00 | 113.719 | \$ 21.0 |
| 274 | Sell | 10.02.2017 11:33:00 | 113.74 | 0.03 | 10.02.2017 11:40:00 | 113.714 | \$ 78.0 |
| 243 | Sell | 10.02.2017 11:33:00 | 113.74 | 0.01 | 10.02.2017 12:00:00 | 113.632 | \$ 108.0 |
| 242 | Sell | 10.02.2017 09:22:00 | 113.57 | 0.01 | 10.02.2017 12:00:00 | 113.632 | \$ -62.0 |
| 244 | Sell | 10.02.2017 13:13:00 | 113.763 | 0.01 | 10.02.2017 13:17:00 | 113.742 | \$ 21.0 |
| 275 | Sell | 10.02.2017 12:53:00 | 113.698 | 0.05 | 10.02.2017 13:38:00 | 113.672 | \$ 130.0 |
| 285 | Sell | 10.02.2017 12:53:00 | 113.698 | 0.02 | 10.02.2017 13:38:00 | 113.677 | \$ 42.0 |
| 245 | Sell | 10.02.2017 15:05:00 | 113.745 | 0.01 | 10.02.2017 15:49:00 | 113.723 | \$ 22.0 |
| 276 | Sell | 10.02.2017 15:05:00 | 113.745 | 0.05 | 10.02.2017 15:49:00 | 113.719 | \$ 130.0 |
| 286 | Sell | 10.02.2017 15:05:00 | 113.745 | 0.02 | 10.02.2017 15:49:00 | 113.723 | \$ 44.0 |
| 246 | Sell | 10.02.2017 16:45:00 | 113.762 | 0.01 | 10.02.2017 16:50:00 | 113.74 | \$ 22.0 |
| 277 | Sell | 10.02.2017 16:45:00 | 113.762 | 0.05 | 10.02.2017 16:50:00 | 113.737 | \$ 125.0 |
| 287 | Sell | 10.02.2017 16:45:00 | 113.762 | 0.02 | 10.02.2017 16:50:00 | 113.74 | \$ 44.0 |
| 247 | Sell | 10.02.2017 18:58:00 | 113.698 | 0.01 | 10.02.2017 18:59:00 | 113.674 | \$ 24.0 |
| 288 | Sell | 10.02.2017 18:58:00 | 113.698 | 0.02 | 10.02.2017 18:59:00 | 113.674 | \$ 48.0 |
| 248 | Sell | 10.02.2017 22:45:00 | 113.691 | 0.01 | 10.02.2017 22:51:00 | 113.667 | \$ 24.0 |
| 289 | Sell | 10.02.2017 22:45:00 | 113.691 | 0.02 | 10.02.2017 22:51:00 | 113.667 | \$ 48.0 |
| 278 | Sell | 10.02.2017 23:10:00 | 113.697 | 0.03 | 10.02.2017 23:12:00 | 113.67 | \$ 81.0 |
| 290 | Sell | 10.02.2017 23:10:00 | 113.697 | 0.01 | 10.02.2017 23:12:00 | 113.675 | \$ 22.0 |
| 279 | Sell | 11.02.2017 00:50:00 | 113.588 | 0.05 | 11.02.2017 00:53:00 | 113.561 | \$ 135.0 |
| 280 | Buy | 11.02.2017 01:25:00 | 113.388 | 0.01 | 11.02.2017 01:25:00 | 113.415 | \$ 27.0 |
| 249 | Buy | 11.02.2017 01:32:00 | 113.105 | 0.01 | 11.02.2017 01:33:00 | 113.127 | \$ 22.0 |
| 291 | Buy | 11.02.2017 01:32:00 | 113.105 | 0.01 | 11.02.2017 01:33:00 | 113.127 | \$ 22.0 |
| 250 | Buy | 11.02.2017 03:22:00 | 113.202 | 0.01 | 11.02.2017 03:23:00 | 113.225 | \$ 23.0 |
| 281 | Buy | 11.02.2017 03:22:00 | 113.202 | 0.01 | 11.02.2017 03:23:00 | 113.229 | \$ 27.0 |
| 292 | Buy | 11.02.2017 03:22:00 | 113.202 | 0.01 | 11.02.2017 03:23:00 | 113.225 | \$ 23.0 |
| 251 | Buy | 11.02.2017 06:10:00 | 113.337 | 0.01 | 11.02.2017 06:24:00 | 113.359 | \$ 22.0 |
| 293 | Buy | 11.02.2017 06:10:00 | 113.337 | 0.01 | 11.02.2017 06:24:00 | 113.359 | \$ 22.0 |
| 452 | Sell | 13.02.2017 09:07:00 | 114.07 | 0.01 | 13.02.2017 09:07:00 | 114.048 | \$ 22.0 |
| 454 | Sell | 13.02.2017 09:17:00 | 114.121 | 0.01 | 13.02.2017 09:21:00 | 114.099 | \$ 22.0 |

| | | | | | | | |
|-----|------|---------------------|---------|------|---------------------|---------|------------|
| 453 | Sell | 13.02.2017 09:12:00 | 114.123 | 0.01 | 13.02.2017 09:21:00 | 114.099 | \$ 24.0 |
| 456 | Sell | 13.02.2017 09:29:00 | 114.113 | 0.01 | 13.02.2017 09:33:00 | 114.075 | \$ 38.0 |
| 455 | Sell | 13.02.2017 09:22:00 | 114.083 | 0.01 | 13.02.2017 09:33:00 | 114.075 | \$ 8.0 |
| 252 | Sell | 13.02.2017 08:27:00 | 113.872 | 0.01 | 13.02.2017 10:07:00 | 113.849 | \$ 23.0 |
| 294 | Sell | 13.02.2017 08:27:00 | 113.872 | 0.01 | 13.02.2017 10:07:00 | 113.849 | \$ 23.0 |
| 253 | Sell | 13.02.2017 11:59:00 | 113.994 | 0.01 | 13.02.2017 12:02:00 | 113.973 | \$ 21.0 |
| 295 | Sell | 13.02.2017 11:59:00 | 113.994 | 0.01 | 13.02.2017 12:02:00 | 113.973 | \$ 21.0 |
| 283 | Sell | 13.02.2017 11:59:00 | 113.994 | 0.03 | 13.02.2017 13:44:00 | 113.82 | \$ 522.0 |
| 282 | Sell | 13.02.2017 08:02:00 | 113.704 | 0.03 | 13.02.2017 13:44:00 | 113.82 | \$ -348.0 |
| 284 | Buy | 13.02.2017 17:00:00 | 113.555 | 0.01 | 13.02.2017 17:05:00 | 113.582 | \$ 27.0 |
| 285 | Sell | 13.02.2017 22:25:00 | 113.799 | 0.03 | 13.02.2017 22:33:00 | 113.772 | \$ 81.0 |
| 254 | Sell | 13.02.2017 23:42:00 | 113.925 | 0.01 | 13.02.2017 23:44:00 | 113.903 | \$ 22.0 |
| 296 | Sell | 13.02.2017 23:42:00 | 113.925 | 0.01 | 13.02.2017 23:44:00 | 113.903 | \$ 22.0 |
| 286 | Sell | 14.02.2017 00:05:00 | 113.965 | 0.03 | 14.02.2017 00:51:00 | 113.94 | \$ 75.0 |
| 287 | Buy | 14.02.2017 04:19:00 | 113.648 | 0.01 | 14.02.2017 05:49:00 | 113.673 | \$ 25.0 |
| 288 | Buy | 14.02.2017 09:30:00 | 113.614 | 0.01 | 14.02.2017 09:47:00 | 113.641 | \$ 27.0 |
| 255 | Buy | 14.02.2017 13:01:00 | 113.512 | 0.01 | 14.02.2017 13:02:00 | 113.535 | \$ 23.0 |
| 297 | Buy | 14.02.2017 13:01:00 | 113.512 | 0.01 | 14.02.2017 13:02:00 | 113.535 | \$ 23.0 |
| 256 | Buy | 14.02.2017 14:41:00 | 113.375 | 0.01 | 14.02.2017 16:06:00 | 113.396 | \$ 21.0 |
| 298 | Buy | 14.02.2017 14:41:00 | 113.375 | 0.01 | 14.02.2017 16:06:00 | 113.396 | \$ 21.0 |
| 290 | Buy | 14.02.2017 14:40:00 | 113.395 | 0.01 | 14.02.2017 16:58:00 | 113.515 | \$ 120.0 |
| 289 | Buy | 14.02.2017 13:00:00 | 113.585 | 0.01 | 14.02.2017 16:58:00 | 113.515 | \$ -70.0 |
| 257 | Buy | 14.02.2017 18:45:00 | 113.478 | 0.01 | 14.02.2017 18:47:00 | 113.498 | \$ 20.0 |
| 299 | Buy | 14.02.2017 18:45:00 | 113.478 | 0.02 | 14.02.2017 18:47:00 | 113.498 | \$ 40.0 |
| 291 | Buy | 14.02.2017 19:29:00 | 113.282 | 0.01 | 14.02.2017 19:30:00 | 113.307 | \$ 25.0 |
| 300 | Buy | 14.02.2017 19:05:00 | 113.395 | 0.01 | 14.02.2017 19:59:00 | 113.416 | \$ 21.0 |
| 258 | Buy | 14.02.2017 20:26:00 | 113.358 | 0.01 | 14.02.2017 20:41:00 | 113.38 | \$ 22.0 |
| 259 | Buy | 14.02.2017 22:48:00 | 113.358 | 0.01 | 14.02.2017 22:50:00 | 113.381 | \$ 23.0 |
| 292 | Buy | 14.02.2017 22:48:00 | 113.358 | 0.01 | 14.02.2017 22:50:00 | 113.386 | \$ 28.0 |
| 301 | Buy | 14.02.2017 22:48:00 | 113.358 | 0.01 | 14.02.2017 22:50:00 | 113.381 | \$ 23.0 |
| 260 | Sell | 15.02.2017 00:00:00 | 113.94 | 0.01 | 15.02.2017 00:00:00 | 113.918 | \$ 22.0 |
| 302 | Sell | 15.02.2017 00:00:00 | 113.94 | 0.01 | 15.02.2017 00:00:00 | 113.918 | \$ 22.0 |
| 457 | Sell | 15.02.2017 00:05:00 | 114.151 | 0.01 | 15.02.2017 00:07:00 | 114.129 | \$ 22.0 |
| 458 | Sell | 15.02.2017 00:20:00 | 114.15 | 0.01 | 15.02.2017 00:20:00 | 114.13 | \$ 20.0 |
| 467 | Sell | 15.02.2017 01:11:00 | 114.313 | 0.01 | 15.02.2017 01:11:00 | 114.308 | \$ 5.0 |
| 466 | Sell | 15.02.2017 01:06:00 | 114.392 | 0.01 | 15.02.2017 01:11:00 | 114.308 | \$ 84.0 |
| 465 | Sell | 15.02.2017 01:01:00 | 114.459 | 0.01 | 15.02.2017 01:11:00 | 114.308 | \$ 151.0 |
| 464 | Sell | 15.02.2017 00:56:00 | 114.331 | 0.01 | 15.02.2017 01:11:00 | 114.308 | \$ 23.0 |
| 463 | Sell | 15.02.2017 00:51:00 | 114.385 | 0.01 | 15.02.2017 01:11:00 | 114.308 | \$ 77.0 |
| 462 | Sell | 15.02.2017 00:46:00 | 114.367 | 0.01 | 15.02.2017 01:11:00 | 114.308 | \$ 59.0 |
| 461 | Sell | 15.02.2017 00:41:00 | 114.29 | 0.01 | 15.02.2017 01:11:00 | 114.308 | \$ -18.0 |
| 460 | Sell | 15.02.2017 00:36:00 | 114.293 | 0.01 | 15.02.2017 01:11:00 | 114.308 | \$ -15.0 |
| 459 | Sell | 15.02.2017 00:31:00 | 114.15 | 0.01 | 15.02.2017 01:11:00 | 114.308 | \$ -158.0 |
| 468 | Sell | 15.02.2017 01:19:00 | 114.346 | 0.01 | 15.02.2017 01:22:00 | 114.323 | \$ 23.0 |
| 261 | Sell | 15.02.2017 01:42:00 | 114.352 | 0.01 | 15.02.2017 01:44:00 | 114.332 | \$ 20.0 |
| 303 | Sell | 15.02.2017 01:42:00 | 114.352 | 0.01 | 15.02.2017 01:44:00 | 114.332 | \$ 20.0 |
| 262 | Sell | 15.02.2017 06:51:00 | 114.29 | 0.01 | 15.02.2017 06:58:00 | 114.269 | \$ 21.0 |
| 304 | Sell | 15.02.2017 06:51:00 | 114.29 | 0.02 | 15.02.2017 06:58:00 | 114.269 | \$ 42.0 |
| 263 | Sell | 15.02.2017 09:42:00 | 114.396 | 0.01 | 15.02.2017 10:13:00 | 114.374 | \$ 22.0 |
| 306 | Sell | 15.02.2017 09:52:00 | 114.476 | 0.01 | 15.02.2017 10:13:00 | 114.402 | \$ 74.0 |
| 305 | Sell | 15.02.2017 09:42:00 | 114.396 | 0.02 | 15.02.2017 10:13:00 | 114.402 | \$ -12.0 |
| 297 | Sell | 15.02.2017 09:52:00 | 114.476 | 0.03 | 15.02.2017 13:06:00 | 114.254 | \$ 666.0 |
| 296 | Sell | 15.02.2017 09:44:00 | 114.397 | 0.05 | 15.02.2017 13:06:00 | 114.254 | \$ 715.0 |
| 295 | Sell | 15.02.2017 08:04:00 | 114.385 | 0.05 | 15.02.2017 13:06:00 | 114.254 | \$ 655.0 |
| 294 | Sell | 15.02.2017 01:42:00 | 114.352 | 0.03 | 15.02.2017 13:06:00 | 114.254 | \$ 294.0 |
| 293 | Sell | 15.02.2017 00:00:00 | 113.66 | 0.03 | 15.02.2017 13:06:00 | 114.254 | \$ -1782.0 |
| 298 | Sell | 15.02.2017 15:01:00 | 114.451 | 0.05 | 15.02.2017 15:02:00 | 114.423 | \$ 140.0 |
| 264 | Sell | 15.02.2017 13:47:00 | 114.372 | 0.01 | 15.02.2017 15:13:00 | 114.35 | \$ 22.0 |
| 307 | Sell | 15.02.2017 13:47:00 | 114.372 | 0.02 | 15.02.2017 15:13:00 | 114.35 | \$ 44.0 |
| 299 | Sell | 15.02.2017 16:16:00 | 114.529 | 0.03 | 15.02.2017 16:43:00 | 114.501 | \$ 84.0 |

| | | | | | | | |
|-----|------|---------------------|---------|------|---------------------|---------|-----------|
| 309 | Sell | 15.02.2017 16:16:00 | 114.529 | 0.01 | 15.02.2017 17:51:00 | 114.448 | \$ 81.0 |
| 308 | Sell | 15.02.2017 16:11:00 | 114.438 | 0.02 | 15.02.2017 17:51:00 | 114.448 | \$ -20.0 |
| 301 | Sell | 15.02.2017 19:16:00 | 114.522 | 0.05 | 15.02.2017 19:39:00 | 114.497 | \$ 125.0 |
| 300 | Sell | 15.02.2017 19:13:00 | 114.532 | 0.03 | 15.02.2017 19:39:00 | 114.497 | \$ 105.0 |
| 311 | Sell | 15.02.2017 19:16:00 | 114.522 | 0.02 | 15.02.2017 19:39:00 | 114.505 | \$ 34.0 |
| 310 | Sell | 15.02.2017 19:13:00 | 114.532 | 0.01 | 15.02.2017 19:39:00 | 114.505 | \$ 27.0 |
| 266 | Sell | 15.02.2017 19:13:00 | 114.53 | 0.01 | 15.02.2017 21:17:00 | 114.464 | \$ 66.0 |
| 265 | Sell | 15.02.2017 16:11:00 | 114.438 | 0.01 | 15.02.2017 21:17:00 | 114.464 | \$ -26.0 |
| 469 | Sell | 15.02.2017 22:30:00 | 114.791 | 0.01 | 15.02.2017 22:30:00 | 114.768 | \$ 23.0 |
| 475 | Sell | 15.02.2017 23:00:00 | 114.859 | 0.01 | 15.02.2017 23:00:00 | 114.855 | \$ 4.0 |
| 474 | Sell | 15.02.2017 22:55:00 | 114.884 | 0.01 | 15.02.2017 23:00:00 | 114.855 | \$ 29.0 |
| 473 | Sell | 15.02.2017 22:50:00 | 114.865 | 0.01 | 15.02.2017 23:00:00 | 114.855 | \$ 10.0 |
| 472 | Sell | 15.02.2017 22:45:00 | 114.89 | 0.01 | 15.02.2017 23:00:00 | 114.855 | \$ 35.0 |
| 471 | Sell | 15.02.2017 22:40:00 | 114.877 | 0.01 | 15.02.2017 23:00:00 | 114.855 | \$ 22.0 |
| 470 | Sell | 15.02.2017 22:35:00 | 114.876 | 0.01 | 15.02.2017 23:00:00 | 114.855 | \$ 21.0 |
| 476 | Sell | 15.02.2017 23:05:00 | 114.869 | 0.01 | 15.02.2017 23:05:00 | 114.845 | \$ 24.0 |
| 267 | Sell | 15.02.2017 22:31:00 | 114.816 | 0.01 | 15.02.2017 23:14:00 | 114.792 | \$ 24.0 |
| 302 | Sell | 15.02.2017 22:31:00 | 114.816 | 0.03 | 15.02.2017 23:14:00 | 114.789 | \$ 81.0 |
| 312 | Sell | 15.02.2017 22:31:00 | 114.816 | 0.01 | 15.02.2017 23:14:00 | 114.792 | \$ 24.0 |
| 268 | Sell | 16.02.2017 00:56:00 | 114.642 | 0.01 | 16.02.2017 00:58:00 | 114.62 | \$ 22.0 |
| 303 | Sell | 16.02.2017 00:55:00 | 114.643 | 0.03 | 16.02.2017 00:58:00 | 114.616 | \$ 81.0 |
| 313 | Sell | 16.02.2017 00:56:00 | 114.642 | 0.01 | 16.02.2017 00:58:00 | 114.62 | \$ 22.0 |
| 314 | Sell | 16.02.2017 01:09:00 | 114.674 | 0.02 | 16.02.2017 01:10:00 | 114.652 | \$ 44.0 |
| 304 | Buy | 16.02.2017 02:11:00 | 114.149 | 0.01 | 16.02.2017 02:13:00 | 114.174 | \$ 25.0 |
| 269 | Buy | 16.02.2017 02:17:00 | 114.016 | 0.01 | 16.02.2017 02:18:00 | 114.037 | \$ 21.0 |
| 315 | Buy | 16.02.2017 02:17:00 | 114.016 | 0.01 | 16.02.2017 02:18:00 | 114.037 | \$ 21.0 |
| 270 | Buy | 16.02.2017 05:22:00 | 114.23 | 0.01 | 16.02.2017 07:56:00 | 114.251 | \$ 21.0 |
| 316 | Buy | 16.02.2017 05:22:00 | 114.23 | 0.01 | 16.02.2017 07:56:00 | 114.251 | \$ 21.0 |
| 305 | Buy | 16.02.2017 05:22:00 | 114.23 | 0.01 | 16.02.2017 07:57:00 | 114.256 | \$ 26.0 |
| 309 | Buy | 16.02.2017 14:35:00 | 113.829 | 0.03 | 16.02.2017 15:05:00 | 113.93 | \$ 303.0 |
| 308 | Buy | 16.02.2017 12:29:00 | 113.817 | 0.01 | 16.02.2017 15:05:00 | 113.93 | \$ 113.0 |
| 307 | Buy | 16.02.2017 10:49:00 | 113.981 | 0.01 | 16.02.2017 15:05:00 | 113.93 | \$ -51.0 |
| 306 | Buy | 16.02.2017 09:00:00 | 114.144 | 0.01 | 16.02.2017 15:05:00 | 113.93 | \$ -214.0 |
| 274 | Buy | 16.02.2017 14:35:00 | 113.829 | 0.01 | 16.02.2017 15:38:00 | 113.966 | \$ 137.0 |
| 273 | Buy | 16.02.2017 12:29:00 | 113.817 | 0.01 | 16.02.2017 15:38:00 | 113.966 | \$ 149.0 |
| 272 | Buy | 16.02.2017 10:49:00 | 113.981 | 0.01 | 16.02.2017 15:38:00 | 113.966 | \$ -15.0 |
| 271 | Buy | 16.02.2017 08:57:00 | 114.151 | 0.01 | 16.02.2017 15:38:00 | 113.966 | \$ -185.0 |
| 321 | Buy | 16.02.2017 14:35:00 | 113.829 | 0.02 | 16.02.2017 15:47:00 | 114.004 | \$ 350.0 |
| 320 | Buy | 16.02.2017 12:29:00 | 113.817 | 0.01 | 16.02.2017 15:47:00 | 114.004 | \$ 187.0 |
| 319 | Buy | 16.02.2017 10:49:00 | 113.981 | 0.01 | 16.02.2017 15:47:00 | 114.004 | \$ 23.0 |
| 318 | Buy | 16.02.2017 08:57:00 | 114.127 | 0.01 | 16.02.2017 15:47:00 | 114.004 | \$ -123.0 |
| 317 | Buy | 16.02.2017 08:57:00 | 114.151 | 0.02 | 16.02.2017 15:47:00 | 114.004 | \$ -294.0 |
| 310 | Buy | 16.02.2017 17:13:00 | 113.677 | 0.01 | 16.02.2017 17:16:00 | 113.703 | \$ 26.0 |
| 311 | Buy | 16.02.2017 18:57:00 | 113.611 | 0.01 | 16.02.2017 19:02:00 | 113.637 | \$ 26.0 |
| 313 | Buy | 16.02.2017 22:02:00 | 113.562 | 0.03 | 16.02.2017 22:04:00 | 113.605 | \$ 129.0 |
| 312 | Buy | 16.02.2017 20:50:00 | 113.623 | 0.01 | 16.02.2017 22:04:00 | 113.605 | \$ -18.0 |
| 277 | Buy | 16.02.2017 20:50:00 | 113.623 | 0.01 | 16.02.2017 22:31:00 | 113.726 | \$ 103.0 |
| 276 | Buy | 16.02.2017 18:57:00 | 113.611 | 0.01 | 16.02.2017 22:31:00 | 113.726 | \$ 115.0 |
| 275 | Buy | 16.02.2017 17:07:00 | 113.878 | 0.01 | 16.02.2017 22:31:00 | 113.726 | \$ -152.0 |
| 326 | Buy | 16.02.2017 22:02:00 | 113.562 | 0.02 | 16.02.2017 22:31:00 | 113.713 | \$ 302.0 |
| 325 | Buy | 16.02.2017 20:50:00 | 113.623 | 0.01 | 16.02.2017 22:31:00 | 113.713 | \$ 90.0 |
| 324 | Buy | 16.02.2017 18:57:00 | 113.611 | 0.01 | 16.02.2017 22:31:00 | 113.713 | \$ 102.0 |
| 323 | Buy | 16.02.2017 17:10:00 | 113.727 | 0.01 | 16.02.2017 22:31:00 | 113.713 | \$ -14.0 |
| 322 | Buy | 16.02.2017 17:07:00 | 113.878 | 0.02 | 16.02.2017 22:31:00 | 113.713 | \$ -330.0 |
| 278 | Buy | 16.02.2017 23:30:00 | 113.629 | 0.01 | 16.02.2017 23:31:00 | 113.651 | \$ 22.0 |
| 314 | Buy | 16.02.2017 23:52:00 | 113.646 | 0.03 | 16.02.2017 23:56:00 | 113.671 | \$ 75.0 |
| 327 | Buy | 16.02.2017 23:52:00 | 113.646 | 0.02 | 16.02.2017 23:56:00 | 113.667 | \$ 42.0 |
| 315 | Buy | 17.02.2017 00:02:00 | 113.501 | 0.01 | 17.02.2017 00:07:00 | 113.528 | \$ 27.0 |
| 328 | Buy | 17.02.2017 00:02:00 | 113.501 | 0.01 | 17.02.2017 00:07:00 | 113.522 | \$ 21.0 |
| 279 | Buy | 17.02.2017 01:10:00 | 113.265 | 0.01 | 17.02.2017 01:30:00 | 113.287 | \$ 22.0 |

| | | | | | | | |
|-----|------|---------------------|---------|------|---------------------|---------|------------|
| 316 | Buy | 17.02.2017 02:10:00 | 113.29 | 0.01 | 17.02.2017 02:13:00 | 113.317 | \$ 27.0 |
| 329 | Buy | 17.02.2017 02:10:00 | 113.29 | 0.01 | 17.02.2017 02:13:00 | 113.313 | \$ 23.0 |
| 280 | Buy | 17.02.2017 03:25:00 | 113.313 | 0.01 | 17.02.2017 04:00:00 | 113.336 | \$ 23.0 |
| 281 | Buy | 17.02.2017 05:05:00 | 113.133 | 0.01 | 17.02.2017 05:06:00 | 113.153 | \$ 20.0 |
| 330 | Buy | 17.02.2017 04:17:00 | 113.266 | 0.01 | 17.02.2017 07:56:00 | 113.287 | \$ 21.0 |
| 317 | Buy | 17.02.2017 04:17:00 | 113.266 | 0.01 | 17.02.2017 07:57:00 | 113.293 | \$ 27.0 |
| 318 | Buy | 17.02.2017 15:20:00 | 113.349 | 0.03 | 17.02.2017 15:26:00 | 113.377 | \$ 84.0 |
| 333 | Buy | 18.02.2017 01:20:00 | 112.816 | 0.02 | 18.02.2017 04:42:00 | 112.912 | \$ 192.0 |
| 332 | Buy | 17.02.2017 21:15:00 | 112.855 | 0.01 | 18.02.2017 04:42:00 | 112.912 | \$ 57.0 |
| 331 | Buy | 17.02.2017 18:03:00 | 113.078 | 0.01 | 18.02.2017 04:42:00 | 112.912 | \$ -166.0 |
| 284 | Buy | 18.02.2017 01:20:00 | 112.816 | 0.01 | 18.02.2017 04:44:00 | 112.937 | \$ 121.0 |
| 283 | Buy | 17.02.2017 21:15:00 | 112.855 | 0.01 | 18.02.2017 04:44:00 | 112.937 | \$ 82.0 |
| 282 | Buy | 17.02.2017 18:03:00 | 113.078 | 0.01 | 18.02.2017 04:44:00 | 112.937 | \$ -141.0 |
| 285 | Buy | 18.02.2017 06:25:00 | 112.852 | 0.01 | 18.02.2017 06:42:00 | 112.874 | \$ 22.0 |
| 334 | Buy | 18.02.2017 06:25:00 | 112.852 | 0.02 | 18.02.2017 06:42:00 | 112.874 | \$ 44.0 |
| 322 | Buy | 20.02.2017 08:26:00 | 112.862 | 0.03 | 20.02.2017 10:44:00 | 112.974 | \$ 336.0 |
| 321 | Buy | 17.02.2017 21:15:00 | 112.855 | 0.01 | 20.02.2017 10:44:00 | 112.974 | \$ 122.97 |
| 320 | Buy | 17.02.2017 18:53:00 | 112.911 | 0.01 | 20.02.2017 10:44:00 | 112.974 | \$ 66.97 |
| 319 | Buy | 17.02.2017 17:13:00 | 113.315 | 0.01 | 20.02.2017 10:44:00 | 112.974 | \$ -337.03 |
| 323 | Sell | 20.02.2017 11:06:00 | 113.083 | 0.03 | 20.02.2017 13:50:00 | 113.057 | \$ 78.0 |
| 286 | Sell | 20.02.2017 15:08:00 | 113.181 | 0.01 | 20.02.2017 15:49:00 | 113.158 | \$ 23.0 |
| 335 | Sell | 20.02.2017 15:08:00 | 113.181 | 0.01 | 20.02.2017 15:49:00 | 113.158 | \$ 23.0 |
| 324 | Sell | 20.02.2017 14:40:00 | 113.123 | 0.03 | 20.02.2017 17:04:00 | 113.095 | \$ 84.0 |
| 287 | Sell | 20.02.2017 18:07:00 | 113.199 | 0.01 | 20.02.2017 18:12:00 | 113.178 | \$ 21.0 |
| 336 | Sell | 20.02.2017 18:07:00 | 113.199 | 0.01 | 20.02.2017 18:12:00 | 113.178 | \$ 21.0 |
| 289 | Sell | 21.02.2017 12:03:00 | 113.591 | 0.01 | 21.02.2017 17:28:00 | 113.448 | \$ 143.0 |
| 288 | Sell | 21.02.2017 09:07:00 | 113.35 | 0.01 | 21.02.2017 17:28:00 | 113.448 | \$ -98.0 |
| 338 | Sell | 21.02.2017 12:03:00 | 113.591 | 0.01 | 21.02.2017 17:28:00 | 113.448 | \$ 143.0 |
| 337 | Sell | 21.02.2017 09:07:00 | 113.35 | 0.01 | 21.02.2017 17:28:00 | 113.448 | \$ -98.0 |
| 291 | Sell | 21.02.2017 20:15:00 | 113.744 | 0.01 | 21.02.2017 21:03:00 | 113.64 | \$ 104.0 |
| 290 | Sell | 21.02.2017 18:06:00 | 113.579 | 0.01 | 21.02.2017 21:03:00 | 113.64 | \$ -61.0 |
| 292 | Sell | 21.02.2017 22:27:00 | 113.727 | 0.01 | 21.02.2017 22:50:00 | 113.707 | \$ 20.0 |
| 342 | Sell | 21.02.2017 22:32:00 | 113.775 | 0.01 | 21.02.2017 23:46:00 | 113.661 | \$ 114.0 |
| 341 | Sell | 21.02.2017 22:27:00 | 113.727 | 0.02 | 21.02.2017 23:46:00 | 113.661 | \$ 132.0 |
| 340 | Sell | 21.02.2017 18:58:00 | 113.713 | 0.01 | 21.02.2017 23:46:00 | 113.661 | \$ 52.0 |
| 339 | Sell | 21.02.2017 18:06:00 | 113.579 | 0.02 | 21.02.2017 23:46:00 | 113.661 | \$ -164.0 |
| 330 | Sell | 21.02.2017 22:32:00 | 113.775 | 0.03 | 21.02.2017 23:51:00 | 113.566 | \$ 627.0 |
| 329 | Sell | 21.02.2017 22:27:00 | 113.727 | 0.05 | 21.02.2017 23:51:00 | 113.566 | \$ 805.0 |
| 328 | Sell | 21.02.2017 18:58:00 | 113.713 | 0.03 | 21.02.2017 23:51:00 | 113.566 | \$ 441.0 |
| 327 | Sell | 21.02.2017 12:03:00 | 113.591 | 0.03 | 21.02.2017 23:51:00 | 113.566 | \$ 75.0 |
| 326 | Sell | 21.02.2017 10:16:00 | 113.466 | 0.03 | 21.02.2017 23:51:00 | 113.566 | \$ -300.0 |
| 325 | Sell | 21.02.2017 08:13:00 | 113.202 | 0.03 | 21.02.2017 23:51:00 | 113.566 | \$ -1092.0 |
| 332 | Sell | 22.02.2017 08:01:00 | 113.716 | 0.03 | 22.02.2017 09:06:00 | 113.633 | \$ 249.0 |
| 331 | Sell | 22.02.2017 05:05:00 | 113.605 | 0.03 | 22.02.2017 09:06:00 | 113.633 | \$ -84.0 |
| 333 | Buy | 22.02.2017 11:00:00 | 113.48 | 0.01 | 22.02.2017 11:08:00 | 113.506 | \$ 26.0 |
| 293 | Buy | 22.02.2017 13:35:00 | 113.408 | 0.01 | 22.02.2017 13:55:00 | 113.431 | \$ 23.0 |
| 334 | Buy | 22.02.2017 13:35:00 | 113.408 | 0.01 | 22.02.2017 13:55:00 | 113.435 | \$ 27.0 |
| 343 | Buy | 22.02.2017 13:35:00 | 113.408 | 0.01 | 22.02.2017 13:55:00 | 113.431 | \$ 23.0 |
| 294 | Buy | 22.02.2017 16:32:00 | 113.37 | 0.01 | 22.02.2017 16:42:00 | 113.393 | \$ 23.0 |
| 344 | Buy | 22.02.2017 16:32:00 | 113.37 | 0.01 | 22.02.2017 16:42:00 | 113.393 | \$ 23.0 |
| 296 | Buy | 22.02.2017 22:10:00 | 113.065 | 0.01 | 22.02.2017 23:47:00 | 113.18 | \$ 115.0 |
| 295 | Buy | 22.02.2017 18:20:00 | 113.253 | 0.01 | 22.02.2017 23:47:00 | 113.18 | \$ -73.0 |
| 346 | Buy | 22.02.2017 22:10:00 | 113.062 | 0.01 | 22.02.2017 23:47:00 | 113.18 | \$ 118.0 |
| 345 | Buy | 22.02.2017 18:20:00 | 113.253 | 0.01 | 22.02.2017 23:47:00 | 113.18 | \$ -73.0 |
| 338 | Buy | 22.02.2017 22:10:00 | 113.062 | 0.01 | 23.02.2017 00:39:00 | 113.374 | \$ 323.91 |
| 337 | Buy | 22.02.2017 18:20:00 | 113.253 | 0.01 | 23.02.2017 00:39:00 | 113.374 | \$ 132.91 |
| 336 | Buy | 22.02.2017 16:32:00 | 113.388 | 0.01 | 23.02.2017 00:39:00 | 113.374 | \$ -2.09 |
| 335 | Buy | 22.02.2017 16:00:00 | 113.457 | 0.03 | 23.02.2017 00:39:00 | 113.374 | \$ -213.27 |
| 339 | Sell | 23.02.2017 02:00:00 | 113.47 | 0.03 | 23.02.2017 02:34:00 | 113.444 | \$ 78.0 |
| 297 | Sell | 23.02.2017 03:02:00 | 113.554 | 0.01 | 23.02.2017 03:12:00 | 113.531 | \$ 23.0 |

| | | | | | | | |
|-----|------|---------------------|---------|------|---------------------|---------|-----------|
| 347 | Sell | 23.02.2017 03:02:00 | 113.554 | 0.01 | 23.02.2017 03:12:00 | 113.531 | \$ 23.0 |
| 340 | Buy | 23.02.2017 05:45:00 | 113.065 | 0.01 | 23.02.2017 05:55:00 | 113.09 | \$ 25.0 |
| 298 | Buy | 23.02.2017 06:09:00 | 113.046 | 0.01 | 23.02.2017 06:20:00 | 113.068 | \$ 22.0 |
| 348 | Buy | 23.02.2017 06:09:00 | 113.046 | 0.01 | 23.02.2017 06:20:00 | 113.068 | \$ 22.0 |
| 341 | Sell | 23.02.2017 08:52:00 | 113.402 | 0.03 | 23.02.2017 09:01:00 | 113.376 | \$ 78.0 |
| 342 | Buy | 23.02.2017 14:00:00 | 113.178 | 0.01 | 23.02.2017 14:49:00 | 113.203 | \$ 25.0 |
| 343 | Buy | 23.02.2017 18:00:00 | 113.174 | 0.01 | 23.02.2017 18:05:00 | 113.2 | \$ 26.0 |
| 344 | Buy | 23.02.2017 20:02:00 | 113.152 | 0.01 | 23.02.2017 20:16:00 | 113.178 | \$ 26.0 |
| 299 | Buy | 23.02.2017 21:21:00 | 113.045 | 0.01 | 23.02.2017 21:21:00 | 113.066 | \$ 21.0 |
| 349 | Buy | 23.02.2017 21:21:00 | 113.045 | 0.01 | 23.02.2017 21:21:00 | 113.066 | \$ 21.0 |
| 345 | Buy | 23.02.2017 21:42:00 | 112.847 | 0.01 | 23.02.2017 21:44:00 | 112.874 | \$ 27.0 |
| 300 | Buy | 23.02.2017 23:44:00 | 112.724 | 0.01 | 23.02.2017 23:48:00 | 112.745 | \$ 21.0 |
| 346 | Buy | 23.02.2017 23:44:00 | 112.724 | 0.01 | 23.02.2017 23:48:00 | 112.751 | \$ 27.0 |
| 350 | Buy | 23.02.2017 23:44:00 | 112.724 | 0.01 | 23.02.2017 23:48:00 | 112.745 | \$ 21.0 |
| 301 | Buy | 24.02.2017 03:13:00 | 112.679 | 0.01 | 24.02.2017 03:40:00 | 112.702 | \$ 23.0 |
| 347 | Buy | 24.02.2017 03:13:00 | 112.679 | 0.03 | 24.02.2017 03:40:00 | 112.707 | \$ 84.0 |
| 351 | Buy | 24.02.2017 03:13:00 | 112.679 | 0.02 | 24.02.2017 03:40:00 | 112.702 | \$ 46.0 |
| 302 | Buy | 24.02.2017 05:10:00 | 112.705 | 0.01 | 24.02.2017 05:32:00 | 112.728 | \$ 23.0 |
| 352 | Buy | 24.02.2017 05:10:00 | 112.705 | 0.02 | 24.02.2017 05:32:00 | 112.728 | \$ 46.0 |
| 354 | Buy | 24.02.2017 07:00:00 | 112.614 | 0.01 | 24.02.2017 07:04:00 | 112.65 | \$ 36.0 |
| 353 | Buy | 24.02.2017 06:58:00 | 112.636 | 0.02 | 24.02.2017 07:04:00 | 112.65 | \$ 28.0 |
| 303 | Buy | 24.02.2017 06:58:00 | 112.636 | 0.01 | 24.02.2017 07:06:00 | 112.656 | \$ 20.0 |
| 349 | Buy | 24.02.2017 07:02:00 | 112.647 | 0.03 | 24.02.2017 07:06:00 | 112.665 | \$ 54.0 |
| 348 | Buy | 24.02.2017 07:00:00 | 112.614 | 0.01 | 24.02.2017 07:06:00 | 112.665 | \$ 51.0 |
| 350 | Buy | 24.02.2017 13:00:00 | 112.744 | 0.01 | 24.02.2017 13:46:00 | 112.769 | \$ 25.0 |
| 351 | Buy | 24.02.2017 15:22:00 | 112.781 | 0.03 | 24.02.2017 15:31:00 | 112.807 | \$ 78.0 |
| 357 | Buy | 25.02.2017 00:27:00 | 112.234 | 0.02 | 25.02.2017 00:54:00 | 112.369 | \$ 270.0 |
| 356 | Buy | 24.02.2017 21:28:00 | 112.322 | 0.01 | 25.02.2017 00:54:00 | 112.369 | \$ 47.0 |
| 355 | Buy | 24.02.2017 18:11:00 | 112.602 | 0.01 | 25.02.2017 00:54:00 | 112.369 | \$ -233.0 |
| 306 | Buy | 25.02.2017 00:27:00 | 112.234 | 0.01 | 25.02.2017 01:10:00 | 112.408 | \$ 174.0 |
| 305 | Buy | 24.02.2017 21:28:00 | 112.322 | 0.01 | 25.02.2017 01:10:00 | 112.408 | \$ 86.0 |
| 304 | Buy | 24.02.2017 18:11:00 | 112.602 | 0.01 | 25.02.2017 01:10:00 | 112.408 | \$ -194.0 |
| 355 | Buy | 25.02.2017 00:27:00 | 112.234 | 0.03 | 25.02.2017 01:10:00 | 112.428 | \$ 582.0 |
| 354 | Buy | 24.02.2017 21:28:00 | 112.322 | 0.01 | 25.02.2017 01:10:00 | 112.428 | \$ 106.0 |
| 353 | Buy | 24.02.2017 18:11:00 | 112.612 | 0.01 | 25.02.2017 01:10:00 | 112.428 | \$ -184.0 |
| 352 | Buy | 24.02.2017 16:31:00 | 112.769 | 0.01 | 25.02.2017 01:10:00 | 112.428 | \$ -341.0 |
| 356 | Buy | 25.02.2017 02:21:00 | 112.124 | 0.01 | 25.02.2017 02:33:00 | 112.149 | \$ 25.0 |
| 359 | Buy | 25.02.2017 02:11:00 | 112.174 | 0.01 | 25.02.2017 02:48:00 | 112.224 | \$ 50.0 |
| 358 | Buy | 25.02.2017 02:07:00 | 112.218 | 0.02 | 25.02.2017 02:48:00 | 112.224 | \$ 12.0 |
| 360 | Buy | 25.02.2017 04:15:00 | 112.112 | 0.01 | 25.02.2017 04:25:00 | 112.133 | \$ 21.0 |
| 357 | Buy | 25.02.2017 04:15:00 | 112.112 | 0.01 | 25.02.2017 04:26:00 | 112.138 | \$ 26.0 |
| 308 | Buy | 25.02.2017 04:15:00 | 112.112 | 0.01 | 25.02.2017 06:56:00 | 112.185 | \$ 73.0 |
| 307 | Buy | 25.02.2017 02:07:00 | 112.218 | 0.01 | 25.02.2017 06:56:00 | 112.185 | \$ -33.0 |
| 309 | Buy | 27.02.2017 08:51:00 | 112.193 | 0.01 | 27.02.2017 09:01:00 | 112.214 | \$ 21.0 |
| 361 | Buy | 27.02.2017 08:51:00 | 112.193 | 0.02 | 27.02.2017 09:01:00 | 112.214 | \$ 42.0 |
| 362 | Buy | 27.02.2017 09:19:00 | 111.967 | 0.01 | 27.02.2017 09:22:00 | 111.99 | \$ 23.0 |
| 358 | Buy | 27.02.2017 10:38:00 | 111.99 | 0.01 | 27.02.2017 10:45:00 | 112.015 | \$ 25.0 |
| 310 | Buy | 27.02.2017 10:38:00 | 111.999 | 0.01 | 27.02.2017 10:46:00 | 112.022 | \$ 23.0 |
| 359 | Sell | 27.02.2017 18:21:00 | 112.323 | 0.03 | 27.02.2017 18:30:00 | 112.296 | \$ 81.0 |
| 360 | Sell | 27.02.2017 22:22:00 | 112.389 | 0.03 | 27.02.2017 22:30:00 | 112.36 | \$ 87.0 |
| 311 | Sell | 27.02.2017 22:34:00 | 112.467 | 0.01 | 27.02.2017 22:41:00 | 112.445 | \$ 22.0 |
| 363 | Sell | 27.02.2017 22:34:00 | 112.467 | 0.01 | 27.02.2017 22:41:00 | 112.445 | \$ 22.0 |
| 361 | Sell | 28.02.2017 00:02:00 | 112.407 | 0.03 | 28.02.2017 00:03:00 | 112.38 | \$ 81.0 |
| 362 | Buy | 28.02.2017 00:19:00 | 112.065 | 0.01 | 28.02.2017 00:19:00 | 112.09 | \$ 25.0 |
| 482 | Sell | 28.02.2017 04:27:00 | 112.816 | 0.01 | 28.02.2017 05:47:00 | 112.732 | \$ 84.0 |
| 481 | Sell | 28.02.2017 04:22:00 | 112.784 | 0.01 | 28.02.2017 05:47:00 | 112.732 | \$ 52.0 |
| 480 | Sell | 28.02.2017 04:17:00 | 112.752 | 0.01 | 28.02.2017 05:47:00 | 112.732 | \$ 20.0 |
| 479 | Sell | 28.02.2017 04:12:00 | 112.715 | 0.01 | 28.02.2017 05:47:00 | 112.732 | \$ -17.0 |
| 478 | Sell | 28.02.2017 04:05:00 | 112.716 | 0.01 | 28.02.2017 05:47:00 | 112.732 | \$ -16.0 |
| 477 | Sell | 28.02.2017 04:00:00 | 112.732 | 0.01 | 28.02.2017 05:47:00 | 112.732 | \$ 0.0 |

| | | | | | | | |
|-----|------|---------------------|---------|------|---------------------|---------|------------|
| 366 | Sell | 28.02.2017 08:50:00 | 112.758 | 0.02 | 28.02.2017 09:27:00 | 112.705 | \$ 106.0 |
| 365 | Sell | 28.02.2017 08:46:00 | 112.774 | 0.01 | 28.02.2017 09:27:00 | 112.705 | \$ 69.0 |
| 364 | Sell | 28.02.2017 03:28:00 | 112.626 | 0.01 | 28.02.2017 09:27:00 | 112.705 | \$ -79.0 |
| 313 | Sell | 28.02.2017 08:46:00 | 112.774 | 0.01 | 28.02.2017 09:54:00 | 112.679 | \$ 95.0 |
| 312 | Sell | 28.02.2017 03:28:00 | 112.626 | 0.01 | 28.02.2017 09:54:00 | 112.679 | \$ -53.0 |
| 365 | Sell | 28.02.2017 08:50:00 | 112.758 | 0.05 | 28.02.2017 09:54:00 | 112.647 | \$ 555.0 |
| 364 | Sell | 28.02.2017 08:46:00 | 112.774 | 0.03 | 28.02.2017 09:54:00 | 112.647 | \$ 381.0 |
| 363 | Sell | 28.02.2017 03:23:00 | 112.435 | 0.03 | 28.02.2017 09:54:00 | 112.647 | \$ -636.0 |
| 314 | Sell | 28.02.2017 12:06:00 | 112.638 | 0.01 | 28.02.2017 13:16:00 | 112.618 | \$ 20.0 |
| 367 | Sell | 28.02.2017 12:06:00 | 112.638 | 0.02 | 28.02.2017 13:16:00 | 112.618 | \$ 40.0 |
| 366 | Buy | 28.02.2017 15:49:00 | 112.384 | 0.01 | 28.02.2017 16:11:00 | 112.409 | \$ 25.0 |
| 315 | Buy | 28.02.2017 17:00:00 | 112.328 | 0.01 | 28.02.2017 17:03:00 | 112.351 | \$ 23.0 |
| 368 | Buy | 28.02.2017 17:00:00 | 112.328 | 0.01 | 28.02.2017 17:03:00 | 112.351 | \$ 23.0 |
| 367 | Buy | 28.02.2017 18:11:00 | 112.356 | 0.01 | 28.02.2017 18:39:00 | 112.381 | \$ 25.0 |
| 368 | Buy | 28.02.2017 20:10:00 | 112.217 | 0.01 | 28.02.2017 20:41:00 | 112.243 | \$ 26.0 |
| 369 | Buy | 28.02.2017 22:12:00 | 112.156 | 0.01 | 28.02.2017 22:23:00 | 112.183 | \$ 27.0 |
| 317 | Buy | 28.02.2017 21:33:00 | 112.128 | 0.01 | 28.02.2017 22:29:00 | 112.25 | \$ 122.0 |
| 316 | Buy | 28.02.2017 19:47:00 | 112.332 | 0.01 | 28.02.2017 22:29:00 | 112.25 | \$ -82.0 |
| 370 | Buy | 28.02.2017 21:33:00 | 112.128 | 0.01 | 28.02.2017 22:29:00 | 112.25 | \$ 122.0 |
| 369 | Buy | 28.02.2017 19:47:00 | 112.332 | 0.01 | 28.02.2017 22:29:00 | 112.25 | \$ -82.0 |
| 318 | Buy | 28.02.2017 23:13:00 | 112.103 | 0.01 | 28.02.2017 23:42:00 | 112.123 | \$ 20.0 |
| 371 | Buy | 28.02.2017 23:13:00 | 112.103 | 0.01 | 28.02.2017 23:42:00 | 112.123 | \$ 20.0 |
| 370 | Buy | 28.02.2017 23:55:00 | 112.077 | 0.01 | 01.03.2017 00:48:00 | 112.102 | \$ 28.97 |
| 319 | Buy | 01.03.2017 00:59:00 | 111.895 | 0.01 | 01.03.2017 01:00:00 | 111.917 | \$ 22.0 |
| 372 | Buy | 01.03.2017 00:59:00 | 111.895 | 0.01 | 01.03.2017 01:00:00 | 111.917 | \$ 22.0 |
| 371 | Buy | 01.03.2017 02:20:00 | 111.892 | 0.01 | 01.03.2017 02:48:00 | 111.92 | \$ 28.0 |
| 320 | Sell | 01.03.2017 06:13:00 | 112.71 | 0.01 | 01.03.2017 06:14:00 | 112.688 | \$ 22.0 |
| 373 | Sell | 01.03.2017 06:13:00 | 112.71 | 0.01 | 01.03.2017 06:14:00 | 112.688 | \$ 22.0 |
| 483 | Sell | 01.03.2017 07:03:00 | 112.811 | 0.01 | 01.03.2017 07:05:00 | 112.791 | \$ 20.0 |
| 484 | Sell | 01.03.2017 08:52:00 | 113.097 | 0.01 | 01.03.2017 08:57:00 | 113.074 | \$ 23.0 |
| 486 | Sell | 01.03.2017 09:17:00 | 113.171 | 0.01 | 01.03.2017 09:19:00 | 113.138 | \$ 33.0 |
| 485 | Sell | 01.03.2017 09:12:00 | 113.15 | 0.01 | 01.03.2017 09:19:00 | 113.138 | \$ 12.0 |
| 488 | Sell | 01.03.2017 10:24:00 | 113.352 | 0.01 | 01.03.2017 10:31:00 | 113.32 | \$ 32.0 |
| 487 | Sell | 01.03.2017 10:19:00 | 113.334 | 0.01 | 01.03.2017 10:31:00 | 113.32 | \$ 14.0 |
| 322 | Sell | 01.03.2017 09:52:00 | 113.209 | 0.01 | 01.03.2017 10:59:00 | 113.032 | \$ 177.0 |
| 321 | Sell | 01.03.2017 08:03:00 | 112.897 | 0.01 | 01.03.2017 10:59:00 | 113.032 | \$ -135.0 |
| 375 | Sell | 01.03.2017 09:52:00 | 113.209 | 0.01 | 01.03.2017 10:59:00 | 113.032 | \$ 177.0 |
| 374 | Sell | 01.03.2017 08:03:00 | 112.897 | 0.01 | 01.03.2017 10:59:00 | 113.032 | \$ -135.0 |
| 374 | Sell | 01.03.2017 09:52:00 | 113.209 | 0.03 | 01.03.2017 11:24:00 | 112.837 | \$ 1116.0 |
| 373 | Sell | 01.03.2017 08:03:00 | 112.897 | 0.03 | 01.03.2017 11:24:00 | 112.837 | \$ 180.0 |
| 372 | Sell | 01.03.2017 06:04:00 | 112.481 | 0.03 | 01.03.2017 11:24:00 | 112.837 | \$ -1068.0 |
| 376 | Sell | 01.03.2017 12:08:00 | 113.192 | 0.03 | 01.03.2017 12:13:00 | 113.144 | \$ 144.0 |
| 377 | Sell | 01.03.2017 12:08:00 | 113.192 | 0.01 | 01.03.2017 12:13:00 | 113.146 | \$ 46.0 |
| 375 | Sell | 01.03.2017 12:08:00 | 113.156 | 0.05 | 01.03.2017 12:13:00 | 113.144 | \$ 60.0 |
| 376 | Sell | 01.03.2017 12:08:00 | 113.156 | 0.02 | 01.03.2017 12:13:00 | 113.146 | \$ 20.0 |
| 490 | Sell | 01.03.2017 12:20:00 | 113.232 | 0.01 | 01.03.2017 12:21:00 | 113.209 | \$ 23.0 |
| 489 | Sell | 01.03.2017 12:15:00 | 113.227 | 0.01 | 01.03.2017 12:21:00 | 113.209 | \$ 18.0 |
| 377 | Sell | 01.03.2017 13:48:00 | 113.562 | 0.03 | 01.03.2017 14:32:00 | 113.535 | \$ 81.0 |
| 378 | Sell | 01.03.2017 13:48:00 | 113.562 | 0.01 | 01.03.2017 14:32:00 | 113.541 | \$ 21.0 |
| 379 | Sell | 01.03.2017 15:41:00 | 113.526 | 0.01 | 01.03.2017 15:47:00 | 113.505 | \$ 21.0 |
| 378 | Sell | 01.03.2017 15:41:00 | 113.526 | 0.03 | 01.03.2017 15:48:00 | 113.498 | \$ 84.0 |
| 380 | Sell | 01.03.2017 16:04:00 | 113.557 | 0.02 | 01.03.2017 16:27:00 | 113.535 | \$ 44.0 |
| 379 | Sell | 01.03.2017 16:04:00 | 113.557 | 0.05 | 01.03.2017 16:41:00 | 113.53 | \$ 135.0 |
| 380 | Sell | 01.03.2017 18:04:00 | 113.618 | 0.05 | 01.03.2017 18:13:00 | 113.592 | \$ 130.0 |
| 381 | Sell | 01.03.2017 18:04:00 | 113.618 | 0.02 | 01.03.2017 18:13:00 | 113.597 | \$ 42.0 |
| 381 | Sell | 01.03.2017 19:44:00 | 113.636 | 0.05 | 01.03.2017 19:54:00 | 113.609 | \$ 135.0 |
| 382 | Sell | 01.03.2017 19:44:00 | 113.636 | 0.02 | 01.03.2017 19:54:00 | 113.613 | \$ 46.0 |
| 382 | Sell | 01.03.2017 20:11:00 | 113.811 | 0.03 | 01.03.2017 20:12:00 | 113.786 | \$ 75.0 |
| 383 | Sell | 01.03.2017 20:11:00 | 113.811 | 0.01 | 01.03.2017 20:12:00 | 113.789 | \$ 22.0 |
| 385 | Sell | 01.03.2017 22:29:00 | 113.851 | 0.02 | 01.03.2017 22:29:00 | 113.839 | \$ 24.0 |

| | | | | | | | |
|-----|------|---------------------|---------|------|---------------------|---------|------------|
| 384 | Sell | 01.03.2017 22:22:00 | 113.881 | 0.01 | 01.03.2017 22:29:00 | 113.839 | \$ 42.0 |
| 384 | Sell | 01.03.2017 22:29:00 | 113.851 | 0.05 | 01.03.2017 22:30:00 | 113.837 | \$ 70.0 |
| 383 | Sell | 01.03.2017 22:22:00 | 113.881 | 0.03 | 01.03.2017 22:30:00 | 113.837 | \$ 132.0 |
| 386 | Sell | 02.03.2017 00:23:00 | 114.014 | 0.03 | 02.03.2017 00:30:00 | 113.948 | \$ 198.0 |
| 387 | Sell | 02.03.2017 00:23:00 | 114.014 | 0.01 | 02.03.2017 00:30:00 | 113.948 | \$ 66.0 |
| 385 | Sell | 02.03.2017 00:20:00 | 113.949 | 0.05 | 02.03.2017 00:30:00 | 113.948 | \$ 5.0 |
| 386 | Sell | 02.03.2017 00:20:00 | 113.949 | 0.02 | 02.03.2017 00:30:00 | 113.948 | \$ 2.0 |
| 329 | Sell | 01.03.2017 23:04:00 | 113.934 | 0.01 | 02.03.2017 03:36:00 | 113.596 | \$ 308.51 |
| 328 | Sell | 01.03.2017 21:24:00 | 113.881 | 0.01 | 02.03.2017 03:36:00 | 113.596 | \$ 255.51 |
| 327 | Sell | 01.03.2017 19:44:00 | 113.636 | 0.01 | 02.03.2017 03:36:00 | 113.596 | \$ 10.51 |
| 326 | Sell | 01.03.2017 18:04:00 | 113.618 | 0.01 | 02.03.2017 03:36:00 | 113.596 | \$ -7.49 |
| 325 | Sell | 01.03.2017 15:41:00 | 113.526 | 0.01 | 02.03.2017 03:36:00 | 113.596 | \$ -99.49 |
| 324 | Sell | 01.03.2017 13:48:00 | 113.562 | 0.01 | 02.03.2017 03:36:00 | 113.596 | \$ -63.49 |
| 323 | Sell | 01.03.2017 12:08:00 | 113.156 | 0.01 | 02.03.2017 03:36:00 | 113.596 | \$ -469.49 |
| 330 | Sell | 02.03.2017 04:15:00 | 113.67 | 0.01 | 02.03.2017 05:04:00 | 113.649 | \$ 21.0 |
| 388 | Sell | 02.03.2017 04:15:00 | 113.67 | 0.02 | 02.03.2017 05:04:00 | 113.649 | \$ 42.0 |
| 331 | Sell | 02.03.2017 06:47:00 | 113.752 | 0.01 | 02.03.2017 06:48:00 | 113.731 | \$ 21.0 |
| 389 | Sell | 02.03.2017 06:47:00 | 113.752 | 0.02 | 02.03.2017 06:48:00 | 113.731 | \$ 42.0 |
| 332 | Sell | 02.03.2017 08:39:00 | 114.017 | 0.01 | 02.03.2017 09:49:00 | 113.995 | \$ 22.0 |
| 387 | Sell | 02.03.2017 08:01:00 | 113.902 | 0.03 | 02.03.2017 10:07:00 | 113.875 | \$ 81.0 |
| 390 | Sell | 02.03.2017 08:01:00 | 113.902 | 0.01 | 02.03.2017 10:07:00 | 113.879 | \$ 23.0 |
| 333 | Sell | 02.03.2017 11:00:00 | 114.003 | 0.01 | 02.03.2017 12:06:00 | 113.98 | \$ 23.0 |
| 391 | Sell | 02.03.2017 11:00:00 | 114.003 | 0.01 | 02.03.2017 12:06:00 | 113.98 | \$ 23.0 |
| 388 | Sell | 02.03.2017 11:00:00 | 114.003 | 0.03 | 02.03.2017 12:07:00 | 113.977 | \$ 78.0 |
| 334 | Sell | 02.03.2017 14:38:00 | 114.047 | 0.01 | 02.03.2017 14:51:00 | 114.024 | \$ 23.0 |
| 392 | Sell | 02.03.2017 14:38:00 | 114.047 | 0.02 | 02.03.2017 14:51:00 | 114.024 | \$ 46.0 |
| 389 | Sell | 02.03.2017 14:38:00 | 114.047 | 0.05 | 02.03.2017 14:55:00 | 114.02 | \$ 135.0 |
| 390 | Sell | 02.03.2017 15:28:00 | 114.13 | 0.03 | 02.03.2017 15:32:00 | 114.103 | \$ 81.0 |
| 393 | Sell | 02.03.2017 15:28:00 | 114.13 | 0.01 | 02.03.2017 15:32:00 | 114.106 | \$ 24.0 |
| 391 | Sell | 02.03.2017 17:08:00 | 114.238 | 0.03 | 02.03.2017 18:06:00 | 114.212 | \$ 78.0 |
| 394 | Sell | 02.03.2017 17:08:00 | 114.238 | 0.01 | 02.03.2017 18:06:00 | 114.217 | \$ 21.0 |
| 336 | Sell | 02.03.2017 18:35:00 | 114.304 | 0.01 | 02.03.2017 18:59:00 | 114.214 | \$ 90.0 |
| 335 | Sell | 02.03.2017 16:55:00 | 114.169 | 0.01 | 02.03.2017 18:59:00 | 114.214 | \$ -45.0 |
| 337 | Sell | 02.03.2017 20:17:00 | 114.269 | 0.01 | 02.03.2017 20:43:00 | 114.248 | \$ 21.0 |
| 392 | Sell | 02.03.2017 20:17:00 | 114.269 | 0.05 | 02.03.2017 20:43:00 | 114.244 | \$ 125.0 |
| 395 | Sell | 02.03.2017 20:17:00 | 114.269 | 0.02 | 02.03.2017 20:43:00 | 114.248 | \$ 42.0 |
| 338 | Sell | 02.03.2017 22:03:00 | 114.372 | 0.01 | 02.03.2017 22:15:00 | 114.349 | \$ 23.0 |
| 339 | Sell | 02.03.2017 23:43:00 | 114.49 | 0.01 | 03.03.2017 00:03:00 | 114.469 | \$ 11.17 |
| 394 | Sell | 02.03.2017 23:02:00 | 114.418 | 0.03 | 03.03.2017 00:49:00 | 114.35 | \$ 174.51 |
| 393 | Sell | 02.03.2017 21:11:00 | 114.332 | 0.03 | 03.03.2017 00:49:00 | 114.35 | \$ -83.49 |
| 397 | Sell | 02.03.2017 23:02:00 | 114.418 | 0.01 | 03.03.2017 00:49:00 | 114.352 | \$ 56.17 |
| 396 | Sell | 02.03.2017 21:11:00 | 114.332 | 0.01 | 03.03.2017 00:49:00 | 114.352 | \$ -29.83 |
| 341 | Sell | 03.03.2017 03:35:00 | 114.561 | 0.01 | 03.03.2017 03:52:00 | 114.483 | \$ 78.0 |
| 340 | Sell | 03.03.2017 01:47:00 | 114.449 | 0.01 | 03.03.2017 03:52:00 | 114.483 | \$ -34.0 |
| 396 | Sell | 03.03.2017 03:35:00 | 114.561 | 0.05 | 03.03.2017 03:52:00 | 114.477 | \$ 420.0 |
| 395 | Sell | 03.03.2017 01:47:00 | 114.449 | 0.05 | 03.03.2017 03:52:00 | 114.477 | \$ -140.0 |
| 399 | Sell | 03.03.2017 03:35:00 | 114.561 | 0.02 | 03.03.2017 03:52:00 | 114.483 | \$ 156.0 |
| 398 | Sell | 03.03.2017 01:47:00 | 114.449 | 0.02 | 03.03.2017 03:52:00 | 114.483 | \$ -68.0 |
| 397 | Buy | 03.03.2017 10:00:00 | 114.267 | 0.01 | 03.03.2017 10:21:00 | 114.292 | \$ 25.0 |
| 342 | Buy | 03.03.2017 13:38:00 | 114.107 | 0.01 | 03.03.2017 13:51:00 | 114.128 | \$ 21.0 |
| 400 | Buy | 03.03.2017 13:38:00 | 114.107 | 0.01 | 03.03.2017 13:51:00 | 114.128 | \$ 21.0 |
| 398 | Buy | 03.03.2017 12:43:00 | 114.172 | 0.01 | 03.03.2017 14:42:00 | 114.198 | \$ 26.0 |
| 399 | Sell | 03.03.2017 19:44:00 | 114.388 | 0.03 | 03.03.2017 22:15:00 | 114.363 | \$ 75.0 |
| 343 | Sell | 04.03.2017 00:03:00 | 114.512 | 0.01 | 04.03.2017 00:03:00 | 114.491 | \$ 21.0 |
| 401 | Sell | 04.03.2017 00:03:00 | 114.512 | 0.01 | 04.03.2017 00:03:00 | 114.491 | \$ 21.0 |
| 400 | Sell | 04.03.2017 00:03:00 | 114.506 | 0.03 | 04.03.2017 00:12:00 | 114.479 | \$ 81.0 |
| 344 | Sell | 04.03.2017 03:33:00 | 114.598 | 0.01 | 04.03.2017 03:34:00 | 114.577 | \$ 21.0 |
| 401 | Sell | 04.03.2017 03:33:00 | 114.598 | 0.03 | 04.03.2017 03:34:00 | 114.572 | \$ 78.0 |
| 402 | Sell | 04.03.2017 03:33:00 | 114.598 | 0.01 | 04.03.2017 03:34:00 | 114.577 | \$ 21.0 |
| 402 | Buy | 04.03.2017 04:00:00 | 114.219 | 0.01 | 04.03.2017 04:01:00 | 114.245 | \$ 26.0 |

| | | | | | | | |
|-----|------|---------------------|---------|------|---------------------|---------|------------|
| 403 | Buy | 04.03.2017 05:40:00 | 113.958 | 0.01 | 04.03.2017 06:30:00 | 113.983 | \$ 25.0 |
| 345 | Buy | 04.03.2017 05:03:00 | 114.076 | 0.01 | 06.03.2017 07:51:00 | 114.097 | \$ 24.97 |
| 403 | Buy | 04.03.2017 05:03:00 | 114.076 | 0.01 | 06.03.2017 07:51:00 | 114.097 | \$ 24.97 |
| 509 | Sell | 04.03.2017 01:33:00 | 114.689 | 0.01 | 06.03.2017 10:18:00 | 113.739 | \$ 940.17 |
| 508 | Sell | 02.03.2017 09:03:00 | 114.128 | 0.01 | 06.03.2017 10:18:00 | 113.739 | \$ 369.34 |
| 507 | Sell | 02.03.2017 08:58:00 | 114.122 | 0.01 | 06.03.2017 10:18:00 | 113.739 | \$ 363.34 |
| 506 | Sell | 02.03.2017 08:53:00 | 114.108 | 0.01 | 06.03.2017 10:18:00 | 113.739 | \$ 349.34 |
| 505 | Sell | 02.03.2017 08:48:00 | 114.061 | 0.01 | 06.03.2017 10:18:00 | 113.739 | \$ 302.34 |
| 504 | Sell | 02.03.2017 08:43:00 | 114.085 | 0.01 | 06.03.2017 10:18:00 | 113.739 | \$ 326.34 |
| 503 | Sell | 02.03.2017 08:38:00 | 114.011 | 0.01 | 06.03.2017 10:18:00 | 113.739 | \$ 252.34 |
| 502 | Sell | 02.03.2017 08:17:00 | 113.977 | 0.01 | 06.03.2017 10:18:00 | 113.739 | \$ 218.34 |
| 501 | Sell | 02.03.2017 08:12:00 | 114.018 | 0.01 | 06.03.2017 10:18:00 | 113.739 | \$ 259.34 |
| 500 | Sell | 02.03.2017 08:07:00 | 113.952 | 0.01 | 06.03.2017 10:18:00 | 113.739 | \$ 193.34 |
| 499 | Sell | 01.03.2017 13:12:00 | 113.42 | 0.01 | 06.03.2017 10:18:00 | 113.739 | \$ -368.15 |
| 498 | Sell | 01.03.2017 13:05:00 | 113.396 | 0.01 | 06.03.2017 10:18:00 | 113.739 | \$ -392.15 |
| 497 | Sell | 01.03.2017 13:00:00 | 113.383 | 0.01 | 06.03.2017 10:18:00 | 113.739 | \$ -405.15 |
| 496 | Sell | 01.03.2017 12:55:00 | 113.421 | 0.01 | 06.03.2017 10:18:00 | 113.739 | \$ -367.15 |
| 495 | Sell | 01.03.2017 12:50:00 | 113.433 | 0.01 | 06.03.2017 10:18:00 | 113.739 | \$ -355.15 |
| 494 | Sell | 01.03.2017 12:45:00 | 113.398 | 0.01 | 06.03.2017 10:18:00 | 113.739 | \$ -390.15 |
| 493 | Sell | 01.03.2017 12:40:00 | 113.379 | 0.01 | 06.03.2017 10:18:00 | 113.739 | \$ -409.15 |
| 492 | Sell | 01.03.2017 12:35:00 | 113.242 | 0.01 | 06.03.2017 10:18:00 | 113.739 | \$ -546.15 |
| 491 | Sell | 01.03.2017 12:28:00 | 113.216 | 0.01 | 06.03.2017 10:18:00 | 113.739 | \$ -572.15 |
| 347 | Buy | 06.03.2017 10:02:00 | 113.775 | 0.01 | 06.03.2017 14:20:00 | 113.913 | \$ 138.0 |
| 346 | Buy | 06.03.2017 08:22:00 | 114.008 | 0.01 | 06.03.2017 14:20:00 | 113.913 | \$ -95.0 |
| 405 | Buy | 06.03.2017 10:02:00 | 113.775 | 0.01 | 06.03.2017 14:20:00 | 113.913 | \$ 138.0 |
| 405 | Buy | 06.03.2017 10:02:00 | 113.775 | 0.01 | 06.03.2017 14:20:00 | 113.918 | \$ 143.0 |
| 404 | Buy | 06.03.2017 08:22:00 | 114.008 | 0.01 | 06.03.2017 14:20:00 | 113.913 | \$ -95.0 |
| 404 | Buy | 06.03.2017 08:22:00 | 114.008 | 0.01 | 06.03.2017 14:20:00 | 113.918 | \$ -90.0 |
| 406 | Buy | 06.03.2017 16:00:00 | 113.705 | 0.01 | 06.03.2017 16:02:00 | 113.73 | \$ 25.0 |
| 407 | Buy | 06.03.2017 15:57:00 | 113.698 | 0.01 | 06.03.2017 16:34:00 | 113.804 | \$ 106.0 |
| 406 | Buy | 06.03.2017 15:21:00 | 113.821 | 0.02 | 06.03.2017 16:34:00 | 113.804 | \$ -34.0 |
| 408 | Buy | 06.03.2017 17:07:00 | 113.725 | 0.02 | 06.03.2017 17:10:00 | 113.745 | \$ 40.0 |
| 409 | Buy | 06.03.2017 18:19:00 | 113.62 | 0.01 | 06.03.2017 18:28:00 | 113.641 | \$ 21.0 |
| 408 | Buy | 06.03.2017 18:19:00 | 113.62 | 0.01 | 06.03.2017 18:51:00 | 113.727 | \$ 107.0 |
| 407 | Buy | 06.03.2017 17:07:00 | 113.725 | 0.03 | 06.03.2017 18:51:00 | 113.727 | \$ 6.0 |
| 349 | Buy | 06.03.2017 17:07:00 | 113.725 | 0.01 | 06.03.2017 20:14:00 | 113.795 | \$ 70.0 |
| 348 | Buy | 06.03.2017 15:21:00 | 113.821 | 0.01 | 06.03.2017 20:14:00 | 113.795 | \$ -26.0 |
| 350 | Buy | 06.03.2017 22:22:00 | 113.733 | 0.01 | 06.03.2017 23:02:00 | 113.755 | \$ 22.0 |
| 410 | Buy | 06.03.2017 22:22:00 | 113.733 | 0.02 | 06.03.2017 23:02:00 | 113.755 | \$ 44.0 |
| 351 | Sell | 07.03.2017 03:27:00 | 114.084 | 0.01 | 07.03.2017 03:40:00 | 114.062 | \$ 22.0 |
| 411 | Sell | 07.03.2017 03:27:00 | 114.084 | 0.01 | 07.03.2017 03:40:00 | 114.062 | \$ 22.0 |
| 409 | Sell | 07.03.2017 02:17:00 | 113.974 | 0.03 | 07.03.2017 04:20:00 | 113.948 | \$ 78.0 |
| 410 | Sell | 07.03.2017 09:35:00 | 113.981 | 0.03 | 07.03.2017 12:21:00 | 113.955 | \$ 78.0 |
| 411 | Buy | 07.03.2017 17:01:00 | 113.802 | 0.01 | 07.03.2017 17:22:00 | 113.829 | \$ 27.0 |
| 412 | Sell | 07.03.2017 18:55:00 | 114.007 | 0.03 | 07.03.2017 19:24:00 | 113.98 | \$ 81.0 |
| 413 | Sell | 07.03.2017 22:11:00 | 114.032 | 0.03 | 07.03.2017 23:50:00 | 114.005 | \$ 81.0 |
| 414 | Buy | 08.03.2017 09:10:00 | 113.87 | 0.01 | 08.03.2017 09:23:00 | 113.897 | \$ 27.0 |
| 352 | Buy | 08.03.2017 12:30:00 | 113.725 | 0.01 | 08.03.2017 14:05:00 | 113.747 | \$ 22.0 |
| 412 | Buy | 08.03.2017 12:30:00 | 113.725 | 0.01 | 08.03.2017 14:05:00 | 113.747 | \$ 22.0 |
| 353 | Buy | 08.03.2017 15:36:00 | 113.692 | 0.01 | 08.03.2017 15:45:00 | 113.713 | \$ 21.0 |
| 414 | Buy | 08.03.2017 15:36:00 | 113.725 | 0.02 | 08.03.2017 16:29:00 | 113.735 | \$ 20.0 |
| 413 | Buy | 08.03.2017 15:36:00 | 113.692 | 0.01 | 08.03.2017 16:29:00 | 113.735 | \$ 43.0 |
| 417 | Buy | 08.03.2017 15:36:00 | 113.725 | 0.03 | 08.03.2017 16:32:00 | 113.76 | \$ 105.0 |
| 416 | Buy | 08.03.2017 15:36:00 | 113.692 | 0.01 | 08.03.2017 16:32:00 | 113.76 | \$ 68.0 |
| 415 | Buy | 08.03.2017 11:45:00 | 113.806 | 0.01 | 08.03.2017 16:32:00 | 113.76 | \$ -46.0 |
| 418 | Sell | 08.03.2017 18:09:00 | 114.022 | 0.03 | 08.03.2017 20:40:00 | 113.995 | \$ 81.0 |
| 525 | Sell | 08.03.2017 23:15:00 | 114.682 | 0.01 | 09.03.2017 03:19:00 | 114.486 | \$ 166.51 |
| 524 | Sell | 08.03.2017 23:10:00 | 114.72 | 0.01 | 09.03.2017 03:19:00 | 114.486 | \$ 204.51 |
| 523 | Sell | 08.03.2017 23:05:00 | 114.676 | 0.01 | 09.03.2017 03:19:00 | 114.486 | \$ 160.51 |
| 522 | Sell | 08.03.2017 23:00:00 | 114.584 | 0.01 | 09.03.2017 03:19:00 | 114.486 | \$ 68.51 |

| | | | | | | | |
|-----|------|---------------------|---------|------|---------------------|---------|------------|
| 521 | Sell | 08.03.2017 22:55:00 | 114.569 | 0.01 | 09.03.2017 03:19:00 | 114.486 | \$ 53.51 |
| 520 | Sell | 08.03.2017 22:50:00 | 114.547 | 0.01 | 09.03.2017 03:19:00 | 114.486 | \$ 31.51 |
| 519 | Sell | 08.03.2017 22:45:00 | 114.532 | 0.01 | 09.03.2017 03:19:00 | 114.486 | \$ 16.51 |
| 518 | Sell | 08.03.2017 22:40:00 | 114.517 | 0.01 | 09.03.2017 03:19:00 | 114.486 | \$ 1.51 |
| 517 | Sell | 08.03.2017 22:35:00 | 114.533 | 0.01 | 09.03.2017 03:19:00 | 114.486 | \$ 17.51 |
| 516 | Sell | 08.03.2017 22:30:00 | 114.575 | 0.01 | 09.03.2017 03:19:00 | 114.486 | \$ 59.51 |
| 515 | Sell | 08.03.2017 22:25:00 | 114.569 | 0.01 | 09.03.2017 03:19:00 | 114.486 | \$ 53.51 |
| 514 | Sell | 08.03.2017 22:20:00 | 114.549 | 0.01 | 09.03.2017 03:19:00 | 114.486 | \$ 33.51 |
| 513 | Sell | 08.03.2017 22:15:00 | 114.293 | 0.01 | 09.03.2017 03:19:00 | 114.486 | \$ -222.49 |
| 512 | Sell | 08.03.2017 22:10:00 | 114.296 | 0.01 | 09.03.2017 03:19:00 | 114.486 | \$ -219.49 |
| 511 | Sell | 08.03.2017 22:05:00 | 114.265 | 0.01 | 09.03.2017 03:19:00 | 114.486 | \$ -250.49 |
| 510 | Sell | 08.03.2017 22:00:00 | 114.244 | 0.01 | 09.03.2017 03:19:00 | 114.486 | \$ -271.49 |
| 355 | Sell | 09.03.2017 00:25:00 | 114.635 | 0.01 | 09.03.2017 05:32:00 | 114.341 | \$ 294.0 |
| 354 | Sell | 08.03.2017 21:43:00 | 114.089 | 0.01 | 09.03.2017 05:32:00 | 114.341 | \$ -281.49 |
| 416 | Sell | 09.03.2017 00:25:00 | 114.635 | 0.01 | 09.03.2017 05:32:00 | 114.341 | \$ 294.0 |
| 415 | Sell | 08.03.2017 21:43:00 | 114.089 | 0.01 | 09.03.2017 05:32:00 | 114.341 | \$ -281.49 |
| 420 | Sell | 09.03.2017 00:25:00 | 114.635 | 0.03 | 09.03.2017 05:32:00 | 114.336 | \$ 897.0 |
| 419 | Sell | 08.03.2017 21:43:00 | 114.089 | 0.03 | 09.03.2017 05:32:00 | 114.336 | \$ -829.47 |
| 356 | Sell | 09.03.2017 06:42:00 | 114.418 | 0.01 | 09.03.2017 06:58:00 | 114.397 | \$ 21.0 |
| 417 | Sell | 09.03.2017 06:42:00 | 114.418 | 0.02 | 09.03.2017 06:58:00 | 114.397 | \$ 42.0 |
| 357 | Sell | 09.03.2017 09:09:00 | 114.512 | 0.01 | 09.03.2017 10:18:00 | 114.49 | \$ 22.0 |
| 419 | Sell | 09.03.2017 09:18:00 | 114.524 | 0.01 | 09.03.2017 10:18:00 | 114.496 | \$ 28.0 |
| 418 | Sell | 09.03.2017 09:09:00 | 114.512 | 0.02 | 09.03.2017 10:18:00 | 114.496 | \$ 32.0 |
| 422 | Sell | 09.03.2017 09:18:00 | 114.524 | 0.03 | 09.03.2017 10:18:00 | 114.49 | \$ 102.0 |
| 421 | Sell | 09.03.2017 09:09:00 | 114.512 | 0.05 | 09.03.2017 10:18:00 | 114.49 | \$ 110.0 |
| 423 | Sell | 09.03.2017 14:37:00 | 114.553 | 0.03 | 09.03.2017 15:06:00 | 114.527 | \$ 78.0 |
| 425 | Sell | 09.03.2017 16:33:00 | 114.553 | 0.03 | 09.03.2017 16:46:00 | 114.508 | \$ 135.0 |
| 424 | Sell | 09.03.2017 16:30:00 | 114.522 | 0.05 | 09.03.2017 16:46:00 | 114.508 | \$ 70.0 |
| 358 | Sell | 09.03.2017 17:28:00 | 114.631 | 0.01 | 09.03.2017 17:37:00 | 114.61 | \$ 21.0 |
| 420 | Sell | 09.03.2017 17:28:00 | 114.631 | 0.01 | 09.03.2017 17:37:00 | 114.61 | \$ 21.0 |
| 530 | Sell | 09.03.2017 18:06:00 | 114.862 | 0.01 | 09.03.2017 18:08:00 | 114.852 | \$ 10.0 |
| 529 | Sell | 09.03.2017 18:01:00 | 114.914 | 0.01 | 09.03.2017 18:08:00 | 114.852 | \$ 62.0 |
| 528 | Sell | 09.03.2017 17:56:00 | 114.861 | 0.01 | 09.03.2017 18:08:00 | 114.852 | \$ 9.0 |
| 527 | Sell | 09.03.2017 17:51:00 | 114.884 | 0.01 | 09.03.2017 18:08:00 | 114.852 | \$ 32.0 |
| 526 | Sell | 09.03.2017 17:46:00 | 114.842 | 0.01 | 09.03.2017 18:08:00 | 114.852 | \$ -10.0 |
| 426 | Sell | 09.03.2017 18:36:00 | 114.887 | 0.03 | 09.03.2017 18:47:00 | 114.86 | \$ 81.0 |
| 531 | Sell | 09.03.2017 18:11:00 | 114.847 | 0.01 | 09.03.2017 19:02:00 | 114.823 | \$ 24.0 |
| 359 | Sell | 09.03.2017 21:30:00 | 114.712 | 0.01 | 09.03.2017 21:34:00 | 114.689 | \$ 23.0 |
| 421 | Sell | 09.03.2017 21:30:00 | 114.712 | 0.02 | 09.03.2017 21:34:00 | 114.689 | \$ 46.0 |
| 422 | Sell | 09.03.2017 22:54:00 | 114.861 | 0.01 | 09.03.2017 22:55:00 | 114.839 | \$ 22.0 |
| 427 | Sell | 09.03.2017 23:00:00 | 114.832 | 0.03 | 09.03.2017 23:02:00 | 114.802 | \$ 90.0 |
| 423 | Sell | 10.03.2017 01:10:00 | 114.902 | 0.01 | 10.03.2017 01:13:00 | 114.88 | \$ 22.0 |
| 360 | Sell | 09.03.2017 23:50:00 | 114.83 | 0.01 | 10.03.2017 01:19:00 | 114.808 | \$ 12.17 |
| 429 | Sell | 10.03.2017 01:10:00 | 114.902 | 0.03 | 10.03.2017 01:21:00 | 114.779 | \$ 369.0 |
| 428 | Sell | 09.03.2017 23:03:00 | 114.746 | 0.05 | 10.03.2017 01:21:00 | 114.779 | \$ -214.15 |
| 361 | Sell | 10.03.2017 03:12:00 | 114.814 | 0.01 | 10.03.2017 03:15:00 | 114.792 | \$ 22.0 |
| 424 | Sell | 10.03.2017 03:12:00 | 114.814 | 0.02 | 10.03.2017 03:15:00 | 114.792 | \$ 44.0 |
| 532 | Sell | 10.03.2017 08:01:00 | 115.172 | 0.01 | 10.03.2017 08:05:00 | 115.151 | \$ 21.0 |
| 433 | Sell | 10.03.2017 22:06:00 | 115.482 | 0.02 | 10.03.2017 22:29:00 | 115.28 | \$ 404.0 |
| 432 | Sell | 10.03.2017 19:30:00 | 115.433 | 0.02 | 10.03.2017 22:29:00 | 115.28 | \$ 306.0 |
| 431 | Sell | 10.03.2017 17:11:00 | 115.464 | 0.02 | 10.03.2017 22:29:00 | 115.28 | \$ 368.0 |
| 430 | Sell | 10.03.2017 13:51:00 | 115.33 | 0.01 | 10.03.2017 22:29:00 | 115.28 | \$ 50.0 |
| 429 | Sell | 10.03.2017 13:40:00 | 115.248 | 0.02 | 10.03.2017 22:29:00 | 115.28 | \$ -64.0 |
| 428 | Sell | 10.03.2017 11:20:00 | 115.233 | 0.01 | 10.03.2017 22:29:00 | 115.28 | \$ -47.0 |
| 427 | Sell | 10.03.2017 09:19:00 | 115.211 | 0.01 | 10.03.2017 22:29:00 | 115.28 | \$ -69.0 |
| 426 | Sell | 10.03.2017 07:39:00 | 115.017 | 0.01 | 10.03.2017 22:29:00 | 115.28 | \$ -263.0 |
| 425 | Sell | 10.03.2017 05:08:00 | 114.897 | 0.01 | 10.03.2017 22:29:00 | 115.28 | \$ -383.0 |
| 370 | Sell | 10.03.2017 22:06:00 | 115.482 | 0.01 | 10.03.2017 22:30:00 | 115.249 | \$ 233.0 |
| 369 | Sell | 10.03.2017 19:30:00 | 115.433 | 0.01 | 10.03.2017 22:30:00 | 115.249 | \$ 184.0 |
| 368 | Sell | 10.03.2017 17:11:00 | 115.464 | 0.01 | 10.03.2017 22:30:00 | 115.249 | \$ 215.0 |

| | | | | | | | |
|-----|------|---------------------|---------|------|---------------------|---------|------------|
| 367 | Sell | 10.03.2017 15:23:00 | 115.437 | 0.01 | 10.03.2017 22:30:00 | 115.249 | \$ 188.0 |
| 366 | Sell | 10.03.2017 13:40:00 | 115.248 | 0.01 | 10.03.2017 22:30:00 | 115.249 | \$ -1.0 |
| 365 | Sell | 10.03.2017 11:20:00 | 115.233 | 0.01 | 10.03.2017 22:30:00 | 115.249 | \$ -16.0 |
| 364 | Sell | 10.03.2017 09:19:00 | 115.211 | 0.01 | 10.03.2017 22:30:00 | 115.249 | \$ -38.0 |
| 363 | Sell | 10.03.2017 07:39:00 | 115.017 | 0.01 | 10.03.2017 22:30:00 | 115.249 | \$ -232.0 |
| 362 | Sell | 10.03.2017 05:08:00 | 114.897 | 0.01 | 10.03.2017 22:30:00 | 115.249 | \$ -352.0 |
| 437 | Sell | 10.03.2017 22:06:00 | 115.482 | 0.05 | 10.03.2017 22:30:00 | 115.242 | \$ 1200.0 |
| 436 | Sell | 10.03.2017 17:11:00 | 115.464 | 0.05 | 10.03.2017 22:30:00 | 115.242 | \$ 1110.0 |
| 435 | Sell | 10.03.2017 13:51:00 | 115.33 | 0.03 | 10.03.2017 22:30:00 | 115.242 | \$ 264.0 |
| 434 | Sell | 10.03.2017 13:40:00 | 115.248 | 0.05 | 10.03.2017 22:30:00 | 115.242 | \$ 30.0 |
| 433 | Sell | 10.03.2017 11:20:00 | 115.233 | 0.03 | 10.03.2017 22:30:00 | 115.242 | \$ -27.0 |
| 432 | Sell | 10.03.2017 09:19:00 | 115.211 | 0.03 | 10.03.2017 22:30:00 | 115.242 | \$ -93.0 |
| 431 | Sell | 10.03.2017 07:39:00 | 115.017 | 0.03 | 10.03.2017 22:30:00 | 115.242 | \$ -675.0 |
| 430 | Sell | 10.03.2017 05:08:00 | 114.897 | 0.03 | 10.03.2017 22:30:00 | 115.242 | \$ -1035.0 |
| 438 | Buy | 10.03.2017 23:58:00 | 114.97 | 0.01 | 10.03.2017 23:59:00 | 114.995 | \$ 25.0 |
| 371 | Buy | 11.03.2017 00:00:00 | 114.927 | 0.01 | 11.03.2017 00:00:00 | 114.948 | \$ 21.0 |
| 434 | Buy | 11.03.2017 00:00:00 | 114.927 | 0.01 | 11.03.2017 00:00:00 | 114.948 | \$ 21.0 |
| 372 | Buy | 11.03.2017 01:55:00 | 115.022 | 0.01 | 11.03.2017 02:00:00 | 115.043 | \$ 21.0 |
| 435 | Buy | 11.03.2017 01:55:00 | 115.022 | 0.01 | 11.03.2017 02:00:00 | 115.043 | \$ 21.0 |
| 439 | Buy | 11.03.2017 01:55:00 | 115.022 | 0.01 | 11.03.2017 02:00:00 | 115.05 | \$ 28.0 |
| 374 | Buy | 11.03.2017 06:17:00 | 114.69 | 0.01 | 11.03.2017 06:52:00 | 114.786 | \$ 96.0 |
| 373 | Buy | 11.03.2017 04:35:00 | 114.842 | 0.01 | 11.03.2017 06:52:00 | 114.786 | \$ -56.0 |
| 437 | Buy | 11.03.2017 06:17:00 | 114.69 | 0.01 | 11.03.2017 06:52:00 | 114.786 | \$ 96.0 |
| 436 | Buy | 11.03.2017 04:35:00 | 114.842 | 0.01 | 11.03.2017 06:52:00 | 114.786 | \$ -56.0 |
| 441 | Buy | 11.03.2017 06:17:00 | 114.69 | 0.01 | 11.03.2017 06:53:00 | 114.794 | \$ 104.0 |
| 440 | Buy | 11.03.2017 04:35:00 | 114.842 | 0.01 | 11.03.2017 06:53:00 | 114.794 | \$ -48.0 |
| 375 | Buy | 13.03.2017 08:30:00 | 114.751 | 0.01 | 13.03.2017 08:31:00 | 114.774 | \$ 23.0 |
| 438 | Buy | 13.03.2017 08:30:00 | 114.751 | 0.02 | 13.03.2017 08:31:00 | 114.774 | \$ 46.0 |
| 442 | Buy | 13.03.2017 08:30:00 | 114.751 | 0.03 | 13.03.2017 08:31:00 | 114.778 | \$ 81.0 |
| 443 | Buy | 13.03.2017 14:18:00 | 114.678 | 0.01 | 13.03.2017 14:34:00 | 114.703 | \$ 25.0 |
| 444 | Buy | 13.03.2017 15:58:00 | 114.561 | 0.01 | 13.03.2017 16:06:00 | 114.587 | \$ 26.0 |
| 378 | Buy | 13.03.2017 15:58:00 | 114.561 | 0.01 | 13.03.2017 16:33:00 | 114.708 | \$ 147.0 |
| 377 | Buy | 13.03.2017 14:18:00 | 114.678 | 0.01 | 13.03.2017 16:33:00 | 114.708 | \$ 30.0 |
| 376 | Buy | 13.03.2017 12:22:00 | 114.815 | 0.01 | 13.03.2017 16:33:00 | 114.708 | \$ -107.0 |
| 446 | Buy | 13.03.2017 18:10:00 | 114.562 | 0.01 | 13.03.2017 18:53:00 | 114.623 | \$ 61.0 |
| 445 | Buy | 13.03.2017 18:04:00 | 114.607 | 0.03 | 13.03.2017 18:53:00 | 114.623 | \$ 48.0 |
| 379 | Buy | 13.03.2017 18:04:00 | 114.607 | 0.01 | 13.03.2017 18:57:00 | 114.629 | \$ 22.0 |
| 380 | Buy | 13.03.2017 19:52:00 | 114.544 | 0.01 | 13.03.2017 20:08:00 | 114.568 | \$ 24.0 |
| 447 | Buy | 13.03.2017 19:52:00 | 114.544 | 0.01 | 13.03.2017 20:08:00 | 114.571 | \$ 27.0 |
| 444 | Buy | 13.03.2017 19:52:00 | 114.544 | 0.01 | 13.03.2017 21:35:00 | 114.7 | \$ 156.0 |
| 443 | Buy | 13.03.2017 18:04:00 | 114.607 | 0.02 | 13.03.2017 21:35:00 | 114.7 | \$ 186.0 |
| 442 | Buy | 13.03.2017 17:18:00 | 114.624 | 0.01 | 13.03.2017 21:35:00 | 114.7 | \$ 76.0 |
| 441 | Buy | 13.03.2017 15:29:00 | 114.669 | 0.01 | 13.03.2017 21:35:00 | 114.7 | \$ 31.0 |
| 440 | Buy | 13.03.2017 13:20:00 | 114.748 | 0.01 | 13.03.2017 21:35:00 | 114.7 | \$ -48.0 |
| 439 | Buy | 13.03.2017 12:22:00 | 114.815 | 0.02 | 13.03.2017 21:35:00 | 114.7 | \$ -230.0 |
| 448 | Buy | 14.03.2017 00:32:00 | 114.602 | 0.01 | 14.03.2017 00:53:00 | 114.629 | \$ 27.0 |
| 449 | Sell | 14.03.2017 03:04:00 | 114.808 | 0.03 | 14.03.2017 03:56:00 | 114.781 | \$ 81.0 |
| 381 | Sell | 14.03.2017 07:38:00 | 114.926 | 0.01 | 14.03.2017 09:02:00 | 114.904 | \$ 22.0 |
| 445 | Sell | 14.03.2017 07:38:00 | 114.926 | 0.01 | 14.03.2017 09:02:00 | 114.904 | \$ 22.0 |
| 450 | Sell | 14.03.2017 07:38:00 | 114.926 | 0.03 | 14.03.2017 09:02:00 | 114.901 | \$ 75.0 |
| 382 | Sell | 14.03.2017 16:00:00 | 115.034 | 0.01 | 14.03.2017 20:21:00 | 115.013 | \$ 21.0 |
| 446 | Sell | 14.03.2017 16:00:00 | 115.034 | 0.01 | 14.03.2017 20:21:00 | 115.013 | \$ 21.0 |
| 452 | Sell | 14.03.2017 17:03:00 | 115.174 | 0.03 | 14.03.2017 20:21:00 | 115.019 | \$ 465.0 |
| 451 | Sell | 14.03.2017 15:14:00 | 114.916 | 0.03 | 14.03.2017 20:21:00 | 115.019 | \$ -309.0 |
| 383 | Buy | 14.03.2017 23:18:00 | 114.652 | 0.01 | 14.03.2017 23:57:00 | 114.674 | \$ 22.0 |
| 447 | Buy | 14.03.2017 23:18:00 | 114.652 | 0.01 | 14.03.2017 23:57:00 | 114.674 | \$ 22.0 |
| 384 | Buy | 15.03.2017 01:02:00 | 114.627 | 0.01 | 15.03.2017 02:31:00 | 114.65 | \$ 23.0 |
| 448 | Buy | 15.03.2017 01:02:00 | 114.627 | 0.01 | 15.03.2017 02:31:00 | 114.65 | \$ 23.0 |
| 454 | Buy | 15.03.2017 00:36:00 | 114.648 | 0.01 | 15.03.2017 03:49:00 | 114.734 | \$ 86.0 |
| 453 | Buy | 14.03.2017 22:56:00 | 114.768 | 0.01 | 15.03.2017 03:49:00 | 114.734 | \$ -30.03 |

| | | | | | | | |
|-----|------|---------------------|---------|------|---------------------|---------|------------|
| 455 | Sell | 15.03.2017 12:02:00 | 114.875 | 0.03 | 15.03.2017 13:02:00 | 114.85 | \$ 75.0 |
| 456 | Sell | 15.03.2017 15:05:00 | 114.846 | 0.03 | 15.03.2017 15:09:00 | 114.819 | \$ 81.0 |
| 457 | Buy | 15.03.2017 16:03:00 | 114.665 | 0.01 | 15.03.2017 16:14:00 | 114.693 | \$ 28.0 |
| 458 | Buy | 15.03.2017 17:43:00 | 114.62 | 0.01 | 15.03.2017 18:40:00 | 114.646 | \$ 26.0 |
| 459 | Buy | 15.03.2017 20:24:00 | 114.608 | 0.01 | 15.03.2017 20:42:00 | 114.634 | \$ 26.0 |
| 385 | Buy | 16.03.2017 02:34:00 | 114.471 | 0.01 | 16.03.2017 02:48:00 | 114.494 | \$ 23.0 |
| 449 | Buy | 16.03.2017 02:34:00 | 114.471 | 0.01 | 16.03.2017 02:48:00 | 114.494 | \$ 23.0 |
| 538 | Buy | 16.03.2017 04:10:00 | 113.467 | 0.01 | 16.03.2017 04:10:00 | 113.507 | \$ 40.0 |
| 537 | Buy | 16.03.2017 04:05:00 | 113.441 | 0.01 | 16.03.2017 04:10:00 | 113.507 | \$ 66.0 |
| 536 | Buy | 16.03.2017 04:00:00 | 113.469 | 0.01 | 16.03.2017 04:10:00 | 113.507 | \$ 38.0 |
| 535 | Buy | 16.03.2017 03:55:00 | 113.43 | 0.01 | 16.03.2017 04:10:00 | 113.507 | \$ 77.0 |
| 534 | Buy | 16.03.2017 03:50:00 | 113.479 | 0.01 | 16.03.2017 04:10:00 | 113.507 | \$ 28.0 |
| 533 | Buy | 16.03.2017 03:45:00 | 113.635 | 0.01 | 16.03.2017 04:10:00 | 113.507 | \$ -128.0 |
| 539 | Buy | 16.03.2017 04:15:00 | 113.489 | 0.01 | 16.03.2017 04:15:00 | 113.51 | \$ 21.0 |
| 548 | Buy | 16.03.2017 05:04:00 | 113.28 | 0.01 | 16.03.2017 05:52:00 | 113.435 | \$ 155.0 |
| 547 | Buy | 16.03.2017 04:59:00 | 113.227 | 0.01 | 16.03.2017 05:52:00 | 113.435 | \$ 208.0 |
| 546 | Buy | 16.03.2017 04:54:00 | 113.378 | 0.01 | 16.03.2017 05:52:00 | 113.435 | \$ 57.0 |
| 545 | Buy | 16.03.2017 04:49:00 | 113.405 | 0.01 | 16.03.2017 05:52:00 | 113.435 | \$ 30.0 |
| 544 | Buy | 16.03.2017 04:43:00 | 113.409 | 0.01 | 16.03.2017 05:52:00 | 113.435 | \$ 26.0 |
| 543 | Buy | 16.03.2017 04:38:00 | 113.46 | 0.01 | 16.03.2017 05:52:00 | 113.435 | \$ -25.0 |
| 542 | Buy | 16.03.2017 04:33:00 | 113.494 | 0.01 | 16.03.2017 05:52:00 | 113.435 | \$ -59.0 |
| 541 | Buy | 16.03.2017 04:25:00 | 113.513 | 0.01 | 16.03.2017 05:52:00 | 113.435 | \$ -78.0 |
| 540 | Buy | 16.03.2017 04:20:00 | 113.565 | 0.01 | 16.03.2017 05:52:00 | 113.435 | \$ -130.0 |
| 386 | Buy | 16.03.2017 04:35:00 | 113.478 | 0.01 | 16.03.2017 07:06:00 | 113.5 | \$ 22.0 |
| 450 | Buy | 16.03.2017 04:35:00 | 113.478 | 0.01 | 16.03.2017 07:06:00 | 113.5 | \$ 22.0 |
| 452 | Buy | 16.03.2017 08:04:00 | 113.412 | 0.02 | 16.03.2017 08:22:00 | 113.442 | \$ 60.0 |
| 451 | Buy | 16.03.2017 07:50:00 | 113.438 | 0.01 | 16.03.2017 08:22:00 | 113.442 | \$ 4.0 |
| 549 | Buy | 16.03.2017 09:40:00 | 113.181 | 0.01 | 16.03.2017 09:42:00 | 113.202 | \$ 21.0 |
| 453 | Buy | 16.03.2017 09:44:00 | 113.234 | 0.02 | 16.03.2017 09:56:00 | 113.254 | \$ 40.0 |
| 388 | Buy | 16.03.2017 09:30:00 | 113.313 | 0.01 | 16.03.2017 10:50:00 | 113.397 | \$ 84.0 |
| 387 | Buy | 16.03.2017 07:50:00 | 113.441 | 0.01 | 16.03.2017 10:50:00 | 113.397 | \$ -44.0 |
| 553 | Buy | 16.03.2017 16:45:00 | 113.011 | 0.01 | 16.03.2017 16:48:00 | 113.06 | \$ 49.0 |
| 552 | Buy | 16.03.2017 16:40:00 | 113.029 | 0.01 | 16.03.2017 16:48:00 | 113.06 | \$ 31.0 |
| 551 | Buy | 16.03.2017 16:35:00 | 113.052 | 0.01 | 16.03.2017 16:48:00 | 113.06 | \$ 8.0 |
| 550 | Buy | 16.03.2017 16:30:00 | 113.057 | 0.01 | 16.03.2017 16:48:00 | 113.06 | \$ 3.0 |
| 456 | Buy | 16.03.2017 16:27:00 | 113.121 | 0.01 | 16.03.2017 17:07:00 | 113.269 | \$ 148.0 |
| 455 | Buy | 16.03.2017 16:27:00 | 113.19 | 0.02 | 16.03.2017 17:07:00 | 113.269 | \$ 158.0 |
| 454 | Buy | 16.03.2017 14:07:00 | 113.37 | 0.02 | 16.03.2017 17:07:00 | 113.269 | \$ -202.0 |
| 390 | Buy | 16.03.2017 16:27:00 | 113.19 | 0.01 | 16.03.2017 17:13:00 | 113.301 | \$ 111.0 |
| 389 | Buy | 16.03.2017 14:07:00 | 113.37 | 0.01 | 16.03.2017 17:13:00 | 113.301 | \$ -69.0 |
| 467 | Buy | 16.03.2017 16:27:00 | 113.121 | 0.01 | 16.03.2017 17:53:00 | 113.453 | \$ 332.0 |
| 466 | Buy | 16.03.2017 15:04:00 | 113.237 | 0.03 | 16.03.2017 17:53:00 | 113.453 | \$ 648.0 |
| 465 | Buy | 16.03.2017 09:44:00 | 113.234 | 0.03 | 16.03.2017 17:53:00 | 113.453 | \$ 657.0 |
| 464 | Buy | 16.03.2017 08:04:00 | 113.412 | 0.03 | 16.03.2017 17:53:00 | 113.453 | \$ 123.0 |
| 463 | Buy | 16.03.2017 07:50:00 | 113.438 | 0.01 | 16.03.2017 17:53:00 | 113.453 | \$ 15.0 |
| 462 | Buy | 16.03.2017 05:02:00 | 113.291 | 0.01 | 16.03.2017 17:53:00 | 113.453 | \$ 162.0 |
| 461 | Buy | 16.03.2017 03:22:00 | 113.847 | 0.01 | 16.03.2017 17:53:00 | 113.453 | \$ -394.0 |
| 460 | Buy | 16.03.2017 01:36:00 | 114.641 | 0.01 | 16.03.2017 17:53:00 | 113.453 | \$ -1188.0 |
| 391 | Buy | 16.03.2017 20:49:00 | 113.397 | 0.01 | 16.03.2017 21:05:00 | 113.42 | \$ 23.0 |
| 457 | Buy | 16.03.2017 20:49:00 | 113.397 | 0.02 | 16.03.2017 21:05:00 | 113.42 | \$ 46.0 |
| 468 | Buy | 16.03.2017 22:22:00 | 113.254 | 0.01 | 16.03.2017 22:24:00 | 113.281 | \$ 27.0 |
| 392 | Buy | 16.03.2017 22:29:00 | 113.255 | 0.01 | 16.03.2017 22:33:00 | 113.275 | \$ 20.0 |
| 458 | Buy | 16.03.2017 22:22:00 | 113.282 | 0.01 | 16.03.2017 22:34:00 | 113.303 | \$ 21.0 |
| 393 | Buy | 17.03.2017 00:09:00 | 113.213 | 0.01 | 17.03.2017 02:28:00 | 113.234 | \$ 21.0 |
| 460 | Buy | 17.03.2017 00:03:00 | 113.229 | 0.01 | 17.03.2017 02:52:00 | 113.318 | \$ 89.0 |
| 459 | Buy | 16.03.2017 23:40:00 | 113.328 | 0.02 | 17.03.2017 02:52:00 | 113.318 | \$ -12.06 |
| 470 | Buy | 17.03.2017 00:03:00 | 113.229 | 0.01 | 17.03.2017 02:53:00 | 113.331 | \$ 102.0 |
| 469 | Buy | 16.03.2017 23:40:00 | 113.328 | 0.03 | 17.03.2017 02:53:00 | 113.331 | \$ 20.91 |
| 394 | Buy | 17.03.2017 04:43:00 | 113.284 | 0.01 | 17.03.2017 05:59:00 | 113.306 | \$ 22.0 |
| 461 | Buy | 17.03.2017 04:43:00 | 113.284 | 0.02 | 17.03.2017 05:59:00 | 113.306 | \$ 44.0 |

| | | | | | | | |
|-----|------|---------------------|---------|------|---------------------|---------|------------|
| 471 | Sell | 17.03.2017 09:54:00 | 113.405 | 0.03 | 17.03.2017 15:01:00 | 113.38 | \$ 75.0 |
| 473 | Sell | 17.03.2017 17:04:00 | 113.408 | 0.05 | 17.03.2017 17:08:00 | 113.393 | \$ 75.0 |
| 472 | Sell | 17.03.2017 17:00:00 | 113.438 | 0.03 | 17.03.2017 17:08:00 | 113.393 | \$ 135.0 |
| 474 | Buy | 17.03.2017 18:00:00 | 113.282 | 0.01 | 17.03.2017 18:01:00 | 113.309 | \$ 27.0 |
| 470 | Buy | 20.03.2017 16:22:00 | 112.542 | 0.02 | 20.03.2017 17:14:00 | 112.72 | \$ 356.0 |
| 469 | Buy | 20.03.2017 10:56:00 | 112.544 | 0.01 | 20.03.2017 17:14:00 | 112.72 | \$ 176.0 |
| 468 | Buy | 20.03.2017 10:47:00 | 112.58 | 0.02 | 20.03.2017 17:14:00 | 112.72 | \$ 280.0 |
| 467 | Buy | 20.03.2017 09:03:00 | 112.65 | 0.02 | 20.03.2017 17:14:00 | 112.72 | \$ 140.0 |
| 466 | Buy | 20.03.2017 07:02:00 | 112.641 | 0.02 | 20.03.2017 17:14:00 | 112.72 | \$ 158.0 |
| 465 | Buy | 18.03.2017 02:28:00 | 112.648 | 0.01 | 20.03.2017 17:14:00 | 112.72 | \$ 75.97 |
| 464 | Buy | 18.03.2017 00:03:00 | 112.762 | 0.01 | 20.03.2017 17:14:00 | 112.72 | \$ -38.03 |
| 463 | Buy | 17.03.2017 22:14:00 | 113.099 | 0.01 | 20.03.2017 17:14:00 | 112.72 | \$ -375.03 |
| 462 | Buy | 17.03.2017 20:22:00 | 113.17 | 0.01 | 20.03.2017 17:14:00 | 112.72 | \$ -446.03 |
| 482 | Buy | 20.03.2017 10:56:00 | 112.544 | 0.01 | 20.03.2017 17:14:00 | 112.727 | \$ 183.0 |
| 481 | Buy | 20.03.2017 10:47:00 | 112.58 | 0.03 | 20.03.2017 17:14:00 | 112.727 | \$ 441.0 |
| 480 | Buy | 20.03.2017 09:07:00 | 112.638 | 0.03 | 20.03.2017 17:14:00 | 112.727 | \$ 267.0 |
| 479 | Buy | 20.03.2017 07:02:00 | 112.641 | 0.03 | 20.03.2017 17:14:00 | 112.727 | \$ 258.0 |
| 478 | Buy | 18.03.2017 02:28:00 | 112.648 | 0.01 | 20.03.2017 17:14:00 | 112.727 | \$ 82.97 |
| 477 | Buy | 18.03.2017 00:03:00 | 112.762 | 0.01 | 20.03.2017 17:14:00 | 112.727 | \$ -31.03 |
| 476 | Buy | 17.03.2017 22:14:00 | 113.099 | 0.01 | 20.03.2017 17:14:00 | 112.727 | \$ -368.03 |
| 475 | Buy | 17.03.2017 20:22:00 | 113.186 | 0.01 | 20.03.2017 17:14:00 | 112.727 | \$ -455.03 |
| 402 | Buy | 20.03.2017 16:22:00 | 112.542 | 0.01 | 20.03.2017 18:15:00 | 112.784 | \$ 242.0 |
| 401 | Buy | 20.03.2017 10:47:00 | 112.58 | 0.01 | 20.03.2017 18:15:00 | 112.784 | \$ 204.0 |
| 400 | Buy | 20.03.2017 09:03:00 | 112.65 | 0.01 | 20.03.2017 18:15:00 | 112.784 | \$ 134.0 |
| 399 | Buy | 20.03.2017 07:02:00 | 112.641 | 0.01 | 20.03.2017 18:15:00 | 112.784 | \$ 143.0 |
| 398 | Buy | 18.03.2017 02:28:00 | 112.648 | 0.01 | 20.03.2017 18:15:00 | 112.784 | \$ 139.97 |
| 397 | Buy | 18.03.2017 00:03:00 | 112.762 | 0.01 | 20.03.2017 18:15:00 | 112.784 | \$ 25.97 |
| 396 | Buy | 17.03.2017 22:14:00 | 113.099 | 0.01 | 20.03.2017 18:15:00 | 112.784 | \$ -311.03 |
| 395 | Buy | 17.03.2017 20:22:00 | 113.17 | 0.01 | 20.03.2017 18:15:00 | 112.784 | \$ -382.03 |
| 483 | Sell | 20.03.2017 20:15:00 | 112.827 | 0.03 | 20.03.2017 21:49:00 | 112.8 | \$ 81.0 |
| 484 | Buy | 21.03.2017 01:00:00 | 112.62 | 0.01 | 21.03.2017 01:24:00 | 112.646 | \$ 26.0 |
| 485 | Buy | 21.03.2017 02:40:00 | 112.539 | 0.01 | 21.03.2017 02:43:00 | 112.565 | \$ 26.0 |
| 486 | Buy | 21.03.2017 04:54:00 | 112.523 | 0.01 | 21.03.2017 05:14:00 | 112.55 | \$ 27.0 |
| 403 | Buy | 21.03.2017 06:50:00 | 112.507 | 0.01 | 21.03.2017 07:18:00 | 112.53 | \$ 23.0 |
| 471 | Buy | 21.03.2017 06:50:00 | 112.507 | 0.01 | 21.03.2017 07:18:00 | 112.53 | \$ 23.0 |
| 487 | Buy | 21.03.2017 06:50:00 | 112.507 | 0.01 | 21.03.2017 07:18:00 | 112.534 | \$ 27.0 |
| 404 | Buy | 21.03.2017 09:18:00 | 112.473 | 0.01 | 21.03.2017 10:27:00 | 112.496 | \$ 23.0 |
| 472 | Buy | 21.03.2017 09:18:00 | 112.473 | 0.01 | 21.03.2017 10:27:00 | 112.496 | \$ 23.0 |
| 488 | Buy | 21.03.2017 09:18:00 | 112.473 | 0.01 | 21.03.2017 10:27:00 | 112.5 | \$ 27.0 |
| 489 | Sell | 21.03.2017 12:20:00 | 112.763 | 0.03 | 21.03.2017 13:11:00 | 112.738 | \$ 75.0 |
| 490 | Sell | 21.03.2017 14:25:00 | 112.762 | 0.03 | 21.03.2017 15:14:00 | 112.735 | \$ 81.0 |
| 405 | Sell | 21.03.2017 17:04:00 | 112.847 | 0.01 | 21.03.2017 17:08:00 | 112.826 | \$ 21.0 |
| 473 | Sell | 21.03.2017 17:04:00 | 112.847 | 0.01 | 21.03.2017 17:08:00 | 112.826 | \$ 21.0 |
| 491 | Sell | 21.03.2017 17:04:00 | 112.847 | 0.03 | 21.03.2017 17:09:00 | 112.819 | \$ 84.0 |
| 492 | Buy | 21.03.2017 19:16:00 | 112.528 | 0.01 | 21.03.2017 19:25:00 | 112.555 | \$ 27.0 |
| 554 | Buy | 22.03.2017 04:52:00 | 111.644 | 0.01 | 22.03.2017 04:54:00 | 111.665 | \$ 21.0 |
| 555 | Buy | 22.03.2017 05:04:00 | 111.641 | 0.01 | 22.03.2017 05:06:00 | 111.664 | \$ 23.0 |
| 556 | Buy | 22.03.2017 07:45:00 | 111.488 | 0.01 | 22.03.2017 07:46:00 | 111.511 | \$ 23.0 |
| 559 | Buy | 22.03.2017 08:00:00 | 111.516 | 0.01 | 22.03.2017 08:04:00 | 111.526 | \$ 10.0 |
| 558 | Buy | 22.03.2017 07:55:00 | 111.471 | 0.01 | 22.03.2017 08:04:00 | 111.526 | \$ 55.0 |
| 557 | Buy | 22.03.2017 07:50:00 | 111.524 | 0.01 | 22.03.2017 08:04:00 | 111.526 | \$ 2.0 |
| 560 | Buy | 22.03.2017 08:05:00 | 111.505 | 0.01 | 22.03.2017 08:05:00 | 111.525 | \$ 20.0 |
| 561 | Buy | 22.03.2017 23:00:00 | 110.964 | 0.02 | 22.03.2017 23:01:00 | 110.985 | \$ 42.0 |
| 567 | Buy | 22.03.2017 23:32:00 | 110.801 | 0.01 | 22.03.2017 23:37:00 | 110.918 | \$ 117.0 |
| 566 | Buy | 22.03.2017 23:27:00 | 110.875 | 0.01 | 22.03.2017 23:37:00 | 110.918 | \$ 43.0 |
| 565 | Buy | 22.03.2017 23:22:00 | 110.88 | 0.01 | 22.03.2017 23:37:00 | 110.918 | \$ 38.0 |
| 564 | Buy | 22.03.2017 23:17:00 | 110.871 | 0.01 | 22.03.2017 23:37:00 | 110.918 | \$ 47.0 |
| 563 | Buy | 22.03.2017 23:12:00 | 110.921 | 0.01 | 22.03.2017 23:37:00 | 110.918 | \$ -3.0 |
| 562 | Buy | 22.03.2017 23:07:00 | 110.962 | 0.02 | 22.03.2017 23:37:00 | 110.918 | \$ -88.0 |
| 510 | Sell | 23.03.2017 08:39:00 | 111.343 | 0.03 | 23.03.2017 09:15:00 | 111.315 | \$ 84.0 |

| | | | | | | | |
|-----|------|---------------------|---------|------|---------------------|---------|------------|
| 419 | Buy | 23.03.2017 02:57:00 | 110.822 | 0.01 | 23.03.2017 09:58:00 | 111.509 | \$ 687.0 |
| 418 | Buy | 23.03.2017 01:17:00 | 111.01 | 0.01 | 23.03.2017 09:58:00 | 111.509 | \$ 499.0 |
| 417 | Buy | 22.03.2017 23:35:00 | 110.825 | 0.01 | 23.03.2017 09:58:00 | 111.509 | \$ 695.91 |
| 416 | Buy | 22.03.2017 21:55:00 | 111.312 | 0.01 | 23.03.2017 09:58:00 | 111.509 | \$ 208.91 |
| 415 | Buy | 22.03.2017 19:25:00 | 111.245 | 0.01 | 23.03.2017 09:58:00 | 111.509 | \$ 275.91 |
| 414 | Buy | 22.03.2017 17:45:00 | 111.327 | 0.01 | 23.03.2017 09:58:00 | 111.509 | \$ 193.91 |
| 413 | Buy | 22.03.2017 15:45:00 | 111.389 | 0.01 | 23.03.2017 09:58:00 | 111.509 | \$ 131.91 |
| 412 | Buy | 22.03.2017 14:05:00 | 111.641 | 0.01 | 23.03.2017 09:58:00 | 111.509 | \$ -120.09 |
| 411 | Buy | 22.03.2017 10:35:00 | 111.627 | 0.01 | 23.03.2017 09:58:00 | 111.509 | \$ -106.09 |
| 410 | Buy | 22.03.2017 07:42:00 | 111.701 | 0.01 | 23.03.2017 09:58:00 | 111.509 | \$ -180.09 |
| 409 | Buy | 22.03.2017 04:27:00 | 111.833 | 0.01 | 23.03.2017 09:58:00 | 111.509 | \$ -312.09 |
| 408 | Buy | 22.03.2017 02:21:00 | 111.82 | 0.01 | 23.03.2017 09:58:00 | 111.509 | \$ -299.09 |
| 407 | Buy | 22.03.2017 00:41:00 | 111.868 | 0.01 | 23.03.2017 09:58:00 | 111.509 | \$ -347.09 |
| 406 | Buy | 21.03.2017 23:01:00 | 112.391 | 0.01 | 23.03.2017 09:58:00 | 111.509 | \$ -866.12 |
| 490 | Buy | 23.03.2017 03:10:00 | 110.786 | 0.01 | 23.03.2017 09:58:00 | 111.518 | \$ 732.0 |
| 489 | Buy | 23.03.2017 01:30:00 | 110.957 | 0.01 | 23.03.2017 09:58:00 | 111.518 | \$ 561.0 |
| 488 | Buy | 23.03.2017 01:17:00 | 111.01 | 0.02 | 23.03.2017 09:58:00 | 111.518 | \$ 1016.0 |
| 487 | Buy | 22.03.2017 22:10:00 | 111.194 | 0.01 | 23.03.2017 09:58:00 | 111.518 | \$ 335.91 |
| 486 | Buy | 22.03.2017 21:55:00 | 111.312 | 0.02 | 23.03.2017 09:58:00 | 111.518 | \$ 435.82 |
| 485 | Buy | 22.03.2017 19:25:00 | 111.245 | 0.01 | 23.03.2017 09:58:00 | 111.518 | \$ 284.91 |
| 484 | Buy | 22.03.2017 17:45:00 | 111.327 | 0.01 | 23.03.2017 09:58:00 | 111.518 | \$ 202.91 |
| 483 | Buy | 22.03.2017 15:39:00 | 111.468 | 0.01 | 23.03.2017 09:58:00 | 111.518 | \$ 61.91 |
| 482 | Buy | 22.03.2017 14:05:00 | 111.641 | 0.02 | 23.03.2017 09:58:00 | 111.518 | \$ -222.18 |
| 481 | Buy | 22.03.2017 10:35:00 | 111.627 | 0.02 | 23.03.2017 09:58:00 | 111.518 | \$ -194.18 |
| 480 | Buy | 22.03.2017 07:43:00 | 111.549 | 0.01 | 23.03.2017 09:58:00 | 111.518 | \$ -19.09 |
| 479 | Buy | 22.03.2017 07:42:00 | 111.701 | 0.02 | 23.03.2017 09:58:00 | 111.518 | \$ -342.18 |
| 478 | Buy | 22.03.2017 06:00:00 | 111.715 | 0.02 | 23.03.2017 09:58:00 | 111.518 | \$ -370.18 |
| 477 | Buy | 22.03.2017 04:27:00 | 111.833 | 0.01 | 23.03.2017 09:58:00 | 111.518 | \$ -303.09 |
| 476 | Buy | 22.03.2017 02:21:00 | 111.82 | 0.01 | 23.03.2017 09:58:00 | 111.518 | \$ -290.09 |
| 475 | Buy | 22.03.2017 00:41:00 | 111.868 | 0.01 | 23.03.2017 09:58:00 | 111.518 | \$ -338.09 |
| 474 | Buy | 21.03.2017 23:01:00 | 112.391 | 0.01 | 23.03.2017 09:58:00 | 111.518 | \$ -857.12 |
| 509 | Buy | 23.03.2017 03:10:00 | 110.786 | 0.01 | 23.03.2017 09:58:00 | 111.53 | \$ 744.0 |
| 508 | Buy | 23.03.2017 01:30:00 | 110.957 | 0.01 | 23.03.2017 09:58:00 | 111.53 | \$ 573.0 |
| 507 | Buy | 23.03.2017 01:17:00 | 111.01 | 0.03 | 23.03.2017 09:58:00 | 111.53 | \$ 1560.0 |
| 506 | Buy | 22.03.2017 22:10:00 | 111.194 | 0.01 | 23.03.2017 09:58:00 | 111.53 | \$ 347.91 |
| 505 | Buy | 22.03.2017 21:55:00 | 111.312 | 0.03 | 23.03.2017 09:58:00 | 111.53 | \$ 689.73 |
| 504 | Buy | 22.03.2017 19:25:00 | 111.245 | 0.01 | 23.03.2017 09:58:00 | 111.53 | \$ 296.91 |
| 503 | Buy | 22.03.2017 17:45:00 | 111.327 | 0.01 | 23.03.2017 09:58:00 | 111.53 | \$ 214.91 |
| 502 | Buy | 22.03.2017 15:39:00 | 111.468 | 0.01 | 23.03.2017 09:58:00 | 111.53 | \$ 73.91 |
| 501 | Buy | 22.03.2017 15:00:00 | 111.572 | 0.03 | 23.03.2017 09:58:00 | 111.53 | \$ -90.27 |
| 500 | Buy | 22.03.2017 10:35:00 | 111.627 | 0.03 | 23.03.2017 09:58:00 | 111.53 | \$ -255.27 |
| 499 | Buy | 22.03.2017 07:43:00 | 111.549 | 0.01 | 23.03.2017 09:58:00 | 111.53 | \$ -7.09 |
| 498 | Buy | 22.03.2017 07:42:00 | 111.701 | 0.03 | 23.03.2017 09:58:00 | 111.53 | \$ -477.27 |
| 497 | Buy | 22.03.2017 06:00:00 | 111.715 | 0.03 | 23.03.2017 09:58:00 | 111.53 | \$ -519.27 |
| 496 | Buy | 22.03.2017 04:27:00 | 111.833 | 0.01 | 23.03.2017 09:58:00 | 111.53 | \$ -291.09 |
| 495 | Buy | 22.03.2017 01:47:00 | 111.922 | 0.01 | 23.03.2017 09:58:00 | 111.53 | \$ -380.09 |
| 494 | Buy | 22.03.2017 00:05:00 | 112.046 | 0.01 | 23.03.2017 09:58:00 | 111.53 | \$ -504.09 |
| 493 | Buy | 21.03.2017 22:25:00 | 112.497 | 0.01 | 23.03.2017 09:58:00 | 111.53 | \$ -951.12 |
| 420 | Sell | 23.03.2017 09:55:00 | 111.482 | 0.01 | 23.03.2017 10:10:00 | 111.461 | \$ 21.0 |
| 491 | Sell | 23.03.2017 09:55:00 | 111.482 | 0.01 | 23.03.2017 10:10:00 | 111.461 | \$ 21.0 |
| 511 | Sell | 23.03.2017 10:33:00 | 111.459 | 0.03 | 23.03.2017 12:07:00 | 111.431 | \$ 84.0 |
| 512 | Buy | 23.03.2017 16:22:00 | 111.154 | 0.01 | 23.03.2017 16:44:00 | 111.179 | \$ 25.0 |
| 421 | Buy | 23.03.2017 18:00:00 | 111.063 | 0.01 | 23.03.2017 18:18:00 | 111.084 | \$ 21.0 |
| 492 | Buy | 23.03.2017 18:00:00 | 111.063 | 0.01 | 23.03.2017 18:18:00 | 111.084 | \$ 21.0 |
| 513 | Buy | 23.03.2017 18:02:00 | 111.094 | 0.01 | 23.03.2017 18:23:00 | 111.121 | \$ 27.0 |
| 422 | Buy | 23.03.2017 21:20:00 | 110.983 | 0.01 | 23.03.2017 22:37:00 | 111.004 | \$ 21.0 |
| 493 | Buy | 23.03.2017 21:20:00 | 110.983 | 0.01 | 23.03.2017 22:37:00 | 111.004 | \$ 21.0 |
| 514 | Buy | 23.03.2017 21:20:00 | 110.983 | 0.01 | 23.03.2017 22:37:00 | 111.009 | \$ 26.0 |
| 423 | Buy | 24.03.2017 02:15:00 | 110.924 | 0.01 | 24.03.2017 02:20:00 | 110.947 | \$ 23.0 |
| 494 | Buy | 24.03.2017 02:15:00 | 110.924 | 0.02 | 24.03.2017 02:20:00 | 110.947 | \$ 46.0 |

| | | | | | | | |
|-----|------|---------------------|---------|------|---------------------|---------|-----------|
| 424 | Buy | 24.03.2017 04:31:00 | 110.891 | 0.01 | 24.03.2017 04:56:00 | 110.913 | \$ 22.0 |
| 495 | Buy | 24.03.2017 04:31:00 | 110.891 | 0.01 | 24.03.2017 04:56:00 | 110.913 | \$ 22.0 |
| 515 | Buy | 24.03.2017 04:17:00 | 110.973 | 0.01 | 24.03.2017 05:23:00 | 110.999 | \$ 26.0 |
| 516 | Buy | 24.03.2017 06:00:00 | 110.925 | 0.01 | 24.03.2017 06:03:00 | 110.951 | \$ 26.0 |
| 425 | Sell | 24.03.2017 10:00:00 | 111.336 | 0.01 | 24.03.2017 10:06:00 | 111.313 | \$ 23.0 |
| 496 | Sell | 24.03.2017 10:00:00 | 111.336 | 0.01 | 24.03.2017 10:06:00 | 111.313 | \$ 23.0 |
| 518 | Sell | 24.03.2017 11:34:00 | 111.379 | 0.03 | 24.03.2017 12:06:00 | 111.298 | \$ 243.0 |
| 517 | Sell | 24.03.2017 09:54:00 | 111.269 | 0.03 | 24.03.2017 12:06:00 | 111.298 | \$ -87.0 |
| 426 | Sell | 24.03.2017 14:28:00 | 111.427 | 0.01 | 24.03.2017 14:33:00 | 111.407 | \$ 20.0 |
| 497 | Sell | 24.03.2017 14:28:00 | 111.427 | 0.01 | 24.03.2017 14:33:00 | 111.407 | \$ 20.0 |
| 519 | Sell | 24.03.2017 14:28:00 | 111.427 | 0.03 | 24.03.2017 14:33:00 | 111.4 | \$ 81.0 |
| 521 | Buy | 24.03.2017 20:47:00 | 110.985 | 0.01 | 24.03.2017 21:27:00 | 111.067 | \$ 82.0 |
| 520 | Buy | 24.03.2017 19:05:00 | 111.095 | 0.01 | 24.03.2017 21:27:00 | 111.067 | \$ -28.0 |
| 427 | Buy | 25.03.2017 01:11:00 | 110.968 | 0.01 | 25.03.2017 01:28:00 | 110.99 | \$ 22.0 |
| 498 | Buy | 25.03.2017 01:11:00 | 110.968 | 0.01 | 25.03.2017 01:28:00 | 110.99 | \$ 22.0 |
| 522 | Buy | 25.03.2017 01:10:00 | 110.996 | 0.01 | 25.03.2017 01:28:00 | 111.022 | \$ 26.0 |
| 428 | Buy | 25.03.2017 03:50:00 | 110.865 | 0.01 | 25.03.2017 04:38:00 | 110.887 | \$ 22.0 |
| 499 | Buy | 25.03.2017 03:50:00 | 110.865 | 0.01 | 25.03.2017 04:38:00 | 110.887 | \$ 22.0 |
| 523 | Buy | 25.03.2017 03:50:00 | 110.865 | 0.01 | 25.03.2017 04:38:00 | 110.891 | \$ 26.0 |
| 429 | Buy | 27.03.2017 07:31:00 | 110.722 | 0.01 | 27.03.2017 07:32:00 | 110.743 | \$ 21.0 |
| 500 | Buy | 27.03.2017 07:31:00 | 110.722 | 0.01 | 27.03.2017 07:32:00 | 110.743 | \$ 21.0 |
| 524 | Buy | 27.03.2017 08:00:00 | 110.574 | 0.01 | 27.03.2017 08:00:00 | 110.599 | \$ 25.0 |
| 430 | Buy | 27.03.2017 09:24:00 | 110.456 | 0.01 | 27.03.2017 09:25:00 | 110.477 | \$ 21.0 |
| 501 | Buy | 27.03.2017 09:24:00 | 110.456 | 0.01 | 27.03.2017 09:25:00 | 110.477 | \$ 21.0 |
| 568 | Buy | 27.03.2017 10:04:00 | 110.287 | 0.02 | 27.03.2017 10:05:00 | 110.309 | \$ 44.0 |
| 431 | Buy | 27.03.2017 11:10:00 | 110.326 | 0.01 | 27.03.2017 11:15:00 | 110.347 | \$ 21.0 |
| 502 | Buy | 27.03.2017 11:10:00 | 110.326 | 0.01 | 27.03.2017 11:15:00 | 110.347 | \$ 21.0 |
| 432 | Buy | 27.03.2017 13:12:00 | 110.328 | 0.01 | 27.03.2017 13:29:00 | 110.35 | \$ 22.0 |
| 504 | Buy | 27.03.2017 13:12:00 | 110.337 | 0.02 | 27.03.2017 13:31:00 | 110.355 | \$ 36.0 |
| 503 | Buy | 27.03.2017 13:12:00 | 110.328 | 0.01 | 27.03.2017 13:31:00 | 110.355 | \$ 27.0 |
| 527 | Buy | 27.03.2017 13:12:00 | 110.337 | 0.03 | 27.03.2017 13:36:00 | 110.382 | \$ 135.0 |
| 526 | Buy | 27.03.2017 12:33:00 | 110.333 | 0.01 | 27.03.2017 13:36:00 | 110.382 | \$ 49.0 |
| 525 | Buy | 27.03.2017 09:40:00 | 110.436 | 0.01 | 27.03.2017 13:36:00 | 110.382 | \$ -54.0 |
| 434 | Buy | 27.03.2017 16:45:00 | 110.173 | 0.01 | 27.03.2017 17:29:00 | 110.254 | \$ 81.0 |
| 433 | Buy | 27.03.2017 14:57:00 | 110.295 | 0.01 | 27.03.2017 17:29:00 | 110.254 | \$ -41.0 |
| 506 | Buy | 27.03.2017 15:17:00 | 110.221 | 0.01 | 27.03.2017 17:53:00 | 110.294 | \$ 73.0 |
| 505 | Buy | 27.03.2017 14:57:00 | 110.295 | 0.02 | 27.03.2017 17:53:00 | 110.294 | \$ -2.0 |
| 529 | Buy | 27.03.2017 15:17:00 | 110.221 | 0.01 | 27.03.2017 17:56:00 | 110.302 | \$ 81.0 |
| 528 | Buy | 27.03.2017 14:57:00 | 110.295 | 0.03 | 27.03.2017 17:56:00 | 110.302 | \$ 21.0 |
| 531 | Buy | 27.03.2017 21:11:00 | 110.134 | 0.01 | 27.03.2017 21:23:00 | 110.204 | \$ 70.0 |
| 530 | Buy | 27.03.2017 21:00:00 | 110.193 | 0.03 | 27.03.2017 21:23:00 | 110.204 | \$ 33.0 |
| 509 | Buy | 27.03.2017 22:05:00 | 110.177 | 0.02 | 27.03.2017 22:31:00 | 110.239 | \$ 124.0 |
| 508 | Buy | 27.03.2017 21:11:00 | 110.134 | 0.01 | 27.03.2017 22:31:00 | 110.239 | \$ 105.0 |
| 507 | Buy | 27.03.2017 20:24:00 | 110.296 | 0.02 | 27.03.2017 22:31:00 | 110.239 | \$ -114.0 |
| 436 | Buy | 27.03.2017 22:05:00 | 110.177 | 0.01 | 27.03.2017 22:32:00 | 110.257 | \$ 80.0 |
| 435 | Buy | 27.03.2017 20:24:00 | 110.296 | 0.01 | 27.03.2017 22:32:00 | 110.257 | \$ -39.0 |
| 532 | Sell | 28.03.2017 01:53:00 | 110.553 | 0.03 | 28.03.2017 03:17:00 | 110.527 | \$ 78.0 |
| 437 | Sell | 28.03.2017 04:12:00 | 110.606 | 0.01 | 28.03.2017 06:16:00 | 110.584 | \$ 22.0 |
| 510 | Sell | 28.03.2017 04:12:00 | 110.606 | 0.01 | 28.03.2017 06:16:00 | 110.584 | \$ 22.0 |
| 533 | Sell | 28.03.2017 04:12:00 | 110.606 | 0.03 | 28.03.2017 06:16:00 | 110.577 | \$ 87.0 |
| 438 | Sell | 28.03.2017 08:17:00 | 110.688 | 0.01 | 28.03.2017 09:58:00 | 110.667 | \$ 21.0 |
| 511 | Sell | 28.03.2017 08:17:00 | 110.688 | 0.01 | 28.03.2017 09:58:00 | 110.667 | \$ 21.0 |
| 534 | Sell | 28.03.2017 08:17:00 | 110.688 | 0.03 | 28.03.2017 09:58:00 | 110.663 | \$ 75.0 |
| 535 | Sell | 28.03.2017 15:09:00 | 110.723 | 0.03 | 28.03.2017 15:14:00 | 110.697 | \$ 78.0 |
| 536 | Sell | 28.03.2017 16:49:00 | 110.731 | 0.03 | 28.03.2017 16:58:00 | 110.703 | \$ 84.0 |
| 439 | Buy | 28.03.2017 21:07:00 | 110.352 | 0.01 | 28.03.2017 22:37:00 | 110.373 | \$ 21.0 |
| 512 | Buy | 28.03.2017 21:07:00 | 110.352 | 0.01 | 28.03.2017 22:37:00 | 110.373 | \$ 21.0 |
| 440 | Buy | 28.03.2017 22:47:00 | 110.27 | 0.01 | 28.03.2017 22:55:00 | 110.29 | \$ 20.0 |
| 513 | Buy | 28.03.2017 22:47:00 | 110.27 | 0.01 | 28.03.2017 22:55:00 | 110.29 | \$ 20.0 |
| 538 | Buy | 28.03.2017 22:09:00 | 110.247 | 0.01 | 28.03.2017 23:05:00 | 110.404 | \$ 157.0 |

| | | | | | | | |
|-----|------|---------------------|---------|------|---------------------|---------|------------|
| 537 | Buy | 28.03.2017 20:24:00 | 110.51 | 0.01 | 28.03.2017 23:05:00 | 110.404 | \$ -106.0 |
| 539 | Buy | 28.03.2017 23:57:00 | 110.234 | 0.01 | 28.03.2017 23:59:00 | 110.259 | \$ 25.0 |
| 578 | Sell | 29.03.2017 03:52:00 | 111.18 | 0.01 | 29.03.2017 06:24:00 | 111.072 | \$ 108.0 |
| 577 | Sell | 29.03.2017 03:44:00 | 111.129 | 0.01 | 29.03.2017 06:24:00 | 111.072 | \$ 57.0 |
| 576 | Sell | 29.03.2017 03:37:00 | 111.108 | 0.01 | 29.03.2017 06:24:00 | 111.072 | \$ 36.0 |
| 575 | Sell | 29.03.2017 03:30:00 | 111.183 | 0.01 | 29.03.2017 06:24:00 | 111.072 | \$ 111.0 |
| 574 | Sell | 29.03.2017 03:25:00 | 111.151 | 0.01 | 29.03.2017 06:24:00 | 111.072 | \$ 79.0 |
| 573 | Sell | 29.03.2017 03:20:00 | 111.078 | 0.01 | 29.03.2017 06:24:00 | 111.072 | \$ 6.0 |
| 572 | Sell | 29.03.2017 03:15:00 | 111.127 | 0.01 | 29.03.2017 06:24:00 | 111.072 | \$ 55.0 |
| 571 | Sell | 29.03.2017 03:10:00 | 111.08 | 0.01 | 29.03.2017 06:24:00 | 111.072 | \$ 8.0 |
| 570 | Sell | 29.03.2017 03:05:00 | 110.995 | 0.01 | 29.03.2017 06:24:00 | 111.072 | \$ -77.0 |
| 569 | Sell | 29.03.2017 03:00:00 | 110.998 | 0.02 | 29.03.2017 06:24:00 | 111.072 | \$ -148.0 |
| 442 | Sell | 29.03.2017 05:56:00 | 111.189 | 0.01 | 29.03.2017 06:54:00 | 111.058 | \$ 131.0 |
| 441 | Sell | 29.03.2017 02:59:00 | 110.972 | 0.01 | 29.03.2017 06:54:00 | 111.058 | \$ -86.0 |
| 515 | Sell | 29.03.2017 05:56:00 | 111.189 | 0.01 | 29.03.2017 06:54:00 | 111.058 | \$ 131.0 |
| 514 | Sell | 29.03.2017 02:59:00 | 110.972 | 0.01 | 29.03.2017 06:54:00 | 111.058 | \$ -86.0 |
| 517 | Sell | 29.03.2017 08:04:00 | 111.162 | 0.02 | 29.03.2017 09:34:00 | 111.129 | \$ 66.0 |
| 516 | Sell | 29.03.2017 07:45:00 | 111.126 | 0.01 | 29.03.2017 09:34:00 | 111.129 | \$ -3.0 |
| 443 | Sell | 29.03.2017 07:45:00 | 111.126 | 0.01 | 29.03.2017 09:36:00 | 111.106 | \$ 20.0 |
| 544 | Sell | 29.03.2017 08:04:00 | 111.162 | 0.05 | 29.03.2017 09:50:00 | 111.054 | \$ 540.0 |
| 543 | Sell | 29.03.2017 07:45:00 | 111.126 | 0.03 | 29.03.2017 09:50:00 | 111.054 | \$ 216.0 |
| 542 | Sell | 29.03.2017 05:56:00 | 111.189 | 0.03 | 29.03.2017 09:50:00 | 111.054 | \$ 405.0 |
| 541 | Sell | 29.03.2017 03:53:00 | 111.189 | 0.03 | 29.03.2017 09:50:00 | 111.054 | \$ 405.0 |
| 540 | Sell | 29.03.2017 02:01:00 | 110.693 | 0.03 | 29.03.2017 09:50:00 | 111.054 | \$ -1083.0 |
| 519 | Sell | 29.03.2017 11:00:00 | 111.31 | 0.01 | 29.03.2017 12:37:00 | 111.222 | \$ 88.0 |
| 518 | Sell | 29.03.2017 10:54:00 | 111.211 | 0.02 | 29.03.2017 12:37:00 | 111.222 | \$ -22.0 |
| 546 | Sell | 29.03.2017 11:00:00 | 111.31 | 0.03 | 29.03.2017 12:37:00 | 111.222 | \$ 264.0 |
| 545 | Sell | 29.03.2017 10:54:00 | 111.211 | 0.05 | 29.03.2017 12:37:00 | 111.222 | \$ -55.0 |
| 444 | Sell | 29.03.2017 10:54:00 | 111.211 | 0.01 | 29.03.2017 13:32:00 | 111.19 | \$ 21.0 |
| 445 | Sell | 29.03.2017 15:21:00 | 111.225 | 0.01 | 29.03.2017 15:25:00 | 111.204 | \$ 21.0 |
| 520 | Sell | 29.03.2017 15:21:00 | 111.225 | 0.02 | 29.03.2017 15:25:00 | 111.204 | \$ 42.0 |
| 446 | Sell | 29.03.2017 17:15:00 | 111.195 | 0.01 | 29.03.2017 17:22:00 | 111.172 | \$ 23.0 |
| 521 | Sell | 29.03.2017 17:15:00 | 111.195 | 0.02 | 29.03.2017 17:22:00 | 111.172 | \$ 46.0 |
| 447 | Buy | 29.03.2017 20:54:00 | 110.742 | 0.01 | 29.03.2017 20:54:00 | 110.765 | \$ 23.0 |
| 522 | Buy | 29.03.2017 20:54:00 | 110.742 | 0.01 | 29.03.2017 20:54:00 | 110.765 | \$ 23.0 |
| 547 | Buy | 29.03.2017 20:19:00 | 110.951 | 0.01 | 29.03.2017 22:16:00 | 110.977 | \$ 26.0 |
| 448 | Buy | 29.03.2017 22:46:00 | 110.853 | 0.01 | 29.03.2017 22:59:00 | 110.874 | \$ 21.0 |
| 523 | Buy | 29.03.2017 22:46:00 | 110.853 | 0.01 | 29.03.2017 22:59:00 | 110.874 | \$ 21.0 |
| 548 | Buy | 29.03.2017 22:46:00 | 110.853 | 0.01 | 29.03.2017 22:59:00 | 110.88 | \$ 27.0 |
| 549 | Sell | 30.03.2017 01:21:00 | 111.153 | 0.03 | 30.03.2017 01:30:00 | 111.127 | \$ 78.0 |
| 550 | Sell | 30.03.2017 03:01:00 | 111.12 | 0.03 | 30.03.2017 03:39:00 | 111.093 | \$ 81.0 |
| 551 | Sell | 30.03.2017 07:23:00 | 111.098 | 0.03 | 30.03.2017 07:29:00 | 111.071 | \$ 81.0 |
| 449 | Sell | 30.03.2017 09:20:00 | 111.273 | 0.01 | 30.03.2017 09:27:00 | 111.252 | \$ 21.0 |
| 524 | Sell | 30.03.2017 09:20:00 | 111.273 | 0.01 | 30.03.2017 09:27:00 | 111.252 | \$ 21.0 |
| 579 | Sell | 30.03.2017 10:03:00 | 111.392 | 0.02 | 30.03.2017 10:08:00 | 111.37 | \$ 44.0 |
| 552 | Sell | 30.03.2017 09:05:00 | 111.17 | 0.03 | 30.03.2017 14:33:00 | 111.144 | \$ 78.0 |
| 553 | Buy | 30.03.2017 16:09:00 | 111.008 | 0.01 | 30.03.2017 16:12:00 | 111.033 | \$ 25.0 |
| 554 | Buy | 30.03.2017 19:35:00 | 111.104 | 0.01 | 30.03.2017 19:38:00 | 111.13 | \$ 26.0 |
| 555 | Sell | 30.03.2017 21:31:00 | 111.313 | 0.03 | 30.03.2017 22:06:00 | 111.288 | \$ 75.0 |
| 450 | Sell | 30.03.2017 22:15:00 | 111.413 | 0.01 | 30.03.2017 22:26:00 | 111.389 | \$ 24.0 |
| 525 | Sell | 30.03.2017 22:15:00 | 111.413 | 0.01 | 30.03.2017 22:26:00 | 111.389 | \$ 24.0 |
| 556 | Sell | 30.03.2017 23:18:00 | 111.335 | 0.03 | 30.03.2017 23:32:00 | 111.308 | \$ 81.0 |
| 451 | Sell | 31.03.2017 00:20:00 | 111.367 | 0.01 | 31.03.2017 00:36:00 | 111.347 | \$ 20.0 |
| 526 | Sell | 31.03.2017 00:20:00 | 111.367 | 0.01 | 31.03.2017 00:36:00 | 111.347 | \$ 20.0 |
| 557 | Sell | 31.03.2017 00:58:00 | 111.385 | 0.03 | 31.03.2017 01:04:00 | 111.359 | \$ 78.0 |
| 558 | Sell | 31.03.2017 02:47:00 | 111.48 | 0.03 | 31.03.2017 02:57:00 | 111.453 | \$ 81.0 |
| 580 | Sell | 31.03.2017 04:38:00 | 111.786 | 0.01 | 31.03.2017 04:47:00 | 111.764 | \$ 22.0 |
| 583 | Sell | 31.03.2017 10:04:00 | 112.092 | 0.01 | 31.03.2017 10:09:00 | 112.047 | \$ 45.0 |
| 582 | Sell | 31.03.2017 09:59:00 | 112.093 | 0.01 | 31.03.2017 10:09:00 | 112.047 | \$ 46.0 |
| 581 | Sell | 31.03.2017 09:54:00 | 112.024 | 0.01 | 31.03.2017 10:09:00 | 112.047 | \$ -23.0 |

| | | | | | | | |
|-----|------|---------------------|---------|------|---------------------|---------|------------|
| 563 | Sell | 31.03.2017 12:17:00 | 112.117 | 0.05 | 31.03.2017 14:23:00 | 111.938 | \$ 895.0 |
| 562 | Sell | 31.03.2017 12:14:00 | 112.158 | 0.03 | 31.03.2017 14:23:00 | 111.938 | \$ 660.0 |
| 561 | Sell | 31.03.2017 09:53:00 | 112.003 | 0.03 | 31.03.2017 14:23:00 | 111.938 | \$ 195.0 |
| 560 | Sell | 31.03.2017 09:06:00 | 111.832 | 0.05 | 31.03.2017 14:23:00 | 111.938 | \$ -530.0 |
| 559 | Sell | 31.03.2017 04:27:00 | 111.703 | 0.03 | 31.03.2017 14:23:00 | 111.938 | \$ -705.0 |
| 533 | Sell | 31.03.2017 12:17:00 | 112.117 | 0.02 | 31.03.2017 14:40:00 | 111.863 | \$ 508.0 |
| 532 | Sell | 31.03.2017 12:14:00 | 112.158 | 0.01 | 31.03.2017 14:40:00 | 111.863 | \$ 295.0 |
| 531 | Sell | 31.03.2017 09:53:00 | 112.003 | 0.01 | 31.03.2017 14:40:00 | 111.863 | \$ 140.0 |
| 530 | Sell | 31.03.2017 09:06:00 | 111.832 | 0.02 | 31.03.2017 14:40:00 | 111.863 | \$ -62.0 |
| 529 | Sell | 31.03.2017 05:32:00 | 111.885 | 0.01 | 31.03.2017 14:40:00 | 111.863 | \$ 22.0 |
| 528 | Sell | 31.03.2017 03:50:00 | 111.623 | 0.01 | 31.03.2017 14:40:00 | 111.863 | \$ -240.0 |
| 527 | Sell | 31.03.2017 02:02:00 | 111.397 | 0.01 | 31.03.2017 14:40:00 | 111.863 | \$ -466.0 |
| 534 | Sell | 31.03.2017 18:46:00 | 112.006 | 0.02 | 31.03.2017 18:56:00 | 111.982 | \$ 48.0 |
| 457 | Sell | 31.03.2017 18:46:00 | 112.006 | 0.01 | 31.03.2017 20:33:00 | 111.778 | \$ 228.0 |
| 456 | Sell | 31.03.2017 11:01:00 | 112.056 | 0.01 | 31.03.2017 20:33:00 | 111.778 | \$ 278.0 |
| 455 | Sell | 31.03.2017 09:06:00 | 111.832 | 0.01 | 31.03.2017 20:33:00 | 111.778 | \$ 54.0 |
| 454 | Sell | 31.03.2017 05:32:00 | 111.885 | 0.01 | 31.03.2017 20:33:00 | 111.778 | \$ 107.0 |
| 453 | Sell | 31.03.2017 03:50:00 | 111.623 | 0.01 | 31.03.2017 20:33:00 | 111.778 | \$ -155.0 |
| 452 | Sell | 31.03.2017 02:02:00 | 111.397 | 0.01 | 31.03.2017 20:33:00 | 111.778 | \$ -381.0 |
| 458 | Buy | 31.03.2017 23:28:00 | 111.598 | 0.01 | 31.03.2017 23:29:00 | 111.621 | \$ 23.0 |
| 535 | Buy | 31.03.2017 23:28:00 | 111.598 | 0.01 | 31.03.2017 23:29:00 | 111.621 | \$ 23.0 |
| 459 | Buy | 01.04.2017 01:26:00 | 111.416 | 0.01 | 01.04.2017 01:28:00 | 111.438 | \$ 22.0 |
| 536 | Buy | 01.04.2017 01:26:00 | 111.416 | 0.01 | 01.04.2017 01:28:00 | 111.438 | \$ 22.0 |
| 460 | Buy | 01.04.2017 03:11:00 | 111.345 | 0.01 | 01.04.2017 03:41:00 | 111.367 | \$ 22.0 |
| 537 | Buy | 01.04.2017 03:11:00 | 111.345 | 0.01 | 01.04.2017 03:41:00 | 111.367 | \$ 22.0 |
| 461 | Buy | 03.04.2017 07:40:00 | 111.338 | 0.01 | 03.04.2017 07:45:00 | 111.359 | \$ 21.0 |
| 538 | Buy | 03.04.2017 07:40:00 | 111.338 | 0.02 | 03.04.2017 07:45:00 | 111.359 | \$ 42.0 |
| 462 | Buy | 03.04.2017 09:20:00 | 111.169 | 0.01 | 03.04.2017 09:28:00 | 111.19 | \$ 21.0 |
| 539 | Buy | 03.04.2017 09:07:00 | 111.231 | 0.01 | 03.04.2017 09:43:00 | 111.252 | \$ 21.0 |
| 463 | Buy | 03.04.2017 12:20:00 | 111.308 | 0.01 | 03.04.2017 13:07:00 | 111.331 | \$ 23.0 |
| 540 | Buy | 03.04.2017 12:20:00 | 111.308 | 0.02 | 03.04.2017 13:07:00 | 111.331 | \$ 46.0 |
| 569 | Buy | 03.04.2017 09:07:00 | 111.231 | 0.01 | 03.04.2017 14:23:00 | 111.43 | \$ 199.0 |
| 568 | Buy | 03.04.2017 07:40:00 | 111.338 | 0.03 | 03.04.2017 14:23:00 | 111.43 | \$ 276.0 |
| 567 | Buy | 01.04.2017 03:22:00 | 111.273 | 0.01 | 03.04.2017 14:23:00 | 111.43 | \$ 160.97 |
| 566 | Buy | 01.04.2017 01:42:00 | 111.394 | 0.01 | 03.04.2017 14:23:00 | 111.43 | \$ 39.97 |
| 565 | Buy | 31.03.2017 23:51:00 | 111.562 | 0.01 | 03.04.2017 14:23:00 | 111.43 | \$ -128.03 |
| 564 | Buy | 31.03.2017 22:11:00 | 111.748 | 0.01 | 03.04.2017 14:23:00 | 111.43 | \$ -314.03 |
| 570 | Buy | 03.04.2017 18:13:00 | 111.301 | 0.01 | 03.04.2017 18:41:00 | 111.329 | \$ 28.0 |
| 571 | Buy | 03.04.2017 21:00:00 | 111.363 | 0.01 | 03.04.2017 22:10:00 | 111.388 | \$ 25.0 |
| 552 | Buy | 04.04.2017 20:44:00 | 110.34 | 0.01 | 04.04.2017 22:33:00 | 110.664 | \$ 324.0 |
| 551 | Buy | 04.04.2017 19:09:00 | 110.448 | 0.02 | 04.04.2017 22:33:00 | 110.664 | \$ 432.0 |
| 550 | Buy | 04.04.2017 17:09:00 | 110.456 | 0.02 | 04.04.2017 22:33:00 | 110.664 | \$ 416.0 |
| 549 | Buy | 04.04.2017 14:46:00 | 110.432 | 0.01 | 04.04.2017 22:33:00 | 110.664 | \$ 232.0 |
| 548 | Buy | 04.04.2017 12:34:00 | 110.57 | 0.01 | 04.04.2017 22:33:00 | 110.664 | \$ 94.0 |
| 547 | Buy | 04.04.2017 12:15:00 | 110.62 | 0.02 | 04.04.2017 22:33:00 | 110.664 | \$ 88.0 |
| 546 | Buy | 04.04.2017 10:09:00 | 110.517 | 0.01 | 04.04.2017 22:33:00 | 110.664 | \$ 147.0 |
| 545 | Buy | 04.04.2017 08:29:00 | 110.727 | 0.01 | 04.04.2017 22:33:00 | 110.664 | \$ -63.0 |
| 544 | Buy | 04.04.2017 08:14:00 | 110.824 | 0.02 | 04.04.2017 22:33:00 | 110.664 | \$ -320.0 |
| 543 | Buy | 04.04.2017 04:59:00 | 110.899 | 0.01 | 04.04.2017 22:33:00 | 110.664 | \$ -235.0 |
| 542 | Buy | 04.04.2017 02:35:00 | 110.987 | 0.01 | 04.04.2017 22:33:00 | 110.664 | \$ -323.0 |
| 541 | Buy | 03.04.2017 23:41:00 | 111.101 | 0.01 | 04.04.2017 22:33:00 | 110.664 | \$ -433.03 |
| 473 | Buy | 04.04.2017 20:49:00 | 110.32 | 0.01 | 04.04.2017 22:35:00 | 110.692 | \$ 372.0 |
| 472 | Buy | 04.04.2017 19:09:00 | 110.448 | 0.01 | 04.04.2017 22:35:00 | 110.692 | \$ 244.0 |
| 471 | Buy | 04.04.2017 17:09:00 | 110.456 | 0.01 | 04.04.2017 22:35:00 | 110.692 | \$ 236.0 |
| 470 | Buy | 04.04.2017 14:46:00 | 110.432 | 0.01 | 04.04.2017 22:35:00 | 110.692 | \$ 260.0 |
| 469 | Buy | 04.04.2017 12:15:00 | 110.62 | 0.01 | 04.04.2017 22:35:00 | 110.692 | \$ 72.0 |
| 468 | Buy | 04.04.2017 09:55:00 | 110.617 | 0.01 | 04.04.2017 22:35:00 | 110.692 | \$ 75.0 |
| 467 | Buy | 04.04.2017 08:14:00 | 110.824 | 0.01 | 04.04.2017 22:35:00 | 110.692 | \$ -132.0 |
| 466 | Buy | 04.04.2017 04:59:00 | 110.899 | 0.01 | 04.04.2017 22:35:00 | 110.692 | \$ -207.0 |
| 465 | Buy | 04.04.2017 02:35:00 | 110.987 | 0.01 | 04.04.2017 22:35:00 | 110.692 | \$ -295.0 |

| | | | | | | | |
|-----|------|---------------------|---------|------|---------------------|---------|-------------|
| 464 | Buy | 03.04.2017 23:41:00 | 111.101 | 0.01 | 04.04.2017 22:35:00 | 110.692 | \$ -405.03 |
| 584 | Buy | 04.04.2017 20:44:00 | 110.34 | 0.01 | 04.04.2017 22:35:00 | 110.679 | \$ 339.0 |
| 583 | Buy | 04.04.2017 20:19:00 | 110.402 | 0.03 | 04.04.2017 22:35:00 | 110.679 | \$ 831.0 |
| 582 | Buy | 04.04.2017 17:09:00 | 110.456 | 0.03 | 04.04.2017 22:35:00 | 110.679 | \$ 669.0 |
| 581 | Buy | 04.04.2017 14:46:00 | 110.432 | 0.01 | 04.04.2017 22:35:00 | 110.679 | \$ 247.0 |
| 580 | Buy | 04.04.2017 12:34:00 | 110.57 | 0.01 | 04.04.2017 22:35:00 | 110.679 | \$ 109.0 |
| 579 | Buy | 04.04.2017 12:15:00 | 110.62 | 0.03 | 04.04.2017 22:35:00 | 110.679 | \$ 177.0 |
| 578 | Buy | 04.04.2017 10:09:00 | 110.517 | 0.01 | 04.04.2017 22:35:00 | 110.679 | \$ 162.0 |
| 577 | Buy | 04.04.2017 08:29:00 | 110.727 | 0.01 | 04.04.2017 22:35:00 | 110.679 | \$ -48.0 |
| 576 | Buy | 04.04.2017 08:14:00 | 110.824 | 0.03 | 04.04.2017 22:35:00 | 110.679 | \$ -435.0 |
| 575 | Buy | 04.04.2017 04:59:00 | 110.899 | 0.01 | 04.04.2017 22:35:00 | 110.679 | \$ -220.0 |
| 574 | Buy | 04.04.2017 02:35:00 | 110.987 | 0.01 | 04.04.2017 22:35:00 | 110.679 | \$ -308.0 |
| 573 | Buy | 04.04.2017 00:47:00 | 110.997 | 0.01 | 04.04.2017 22:35:00 | 110.679 | \$ -318.0 |
| 572 | Buy | 03.04.2017 23:06:00 | 111.316 | 0.01 | 04.04.2017 22:35:00 | 110.679 | \$ -633.03 |
| 474 | Buy | 04.04.2017 23:51:00 | 110.503 | 0.01 | 04.04.2017 23:56:00 | 110.524 | \$ 21.0 |
| 553 | Buy | 04.04.2017 23:51:00 | 110.503 | 0.02 | 04.04.2017 23:56:00 | 110.524 | \$ 42.0 |
| 475 | Sell | 05.04.2017 07:44:00 | 110.84 | 0.01 | 05.04.2017 07:49:00 | 110.818 | \$ 22.0 |
| 554 | Sell | 05.04.2017 07:44:00 | 110.84 | 0.01 | 05.04.2017 07:49:00 | 110.818 | \$ 22.0 |
| 585 | Sell | 05.04.2017 07:40:00 | 110.766 | 0.03 | 05.04.2017 10:01:00 | 110.74 | \$ 78.0 |
| 586 | Buy | 05.04.2017 13:05:00 | 110.58 | 0.01 | 05.04.2017 13:25:00 | 110.606 | \$ 26.0 |
| 476 | Sell | 05.04.2017 19:10:00 | 110.939 | 0.01 | 05.04.2017 19:14:00 | 110.916 | \$ 23.0 |
| 555 | Sell | 05.04.2017 19:10:00 | 110.939 | 0.01 | 05.04.2017 19:14:00 | 110.916 | \$ 23.0 |
| 584 | Sell | 05.04.2017 21:15:00 | 111.142 | 0.02 | 05.04.2017 21:15:00 | 111.12 | \$ 44.0 |
| 585 | Sell | 05.04.2017 21:20:00 | 111.22 | 0.02 | 05.04.2017 21:20:00 | 111.197 | \$ 46.0 |
| 588 | Sell | 05.04.2017 21:35:00 | 111.192 | 0.01 | 05.04.2017 21:40:00 | 111.157 | \$ 35.0 |
| 587 | Sell | 05.04.2017 21:30:00 | 111.187 | 0.01 | 05.04.2017 21:40:00 | 111.157 | \$ 30.0 |
| 586 | Sell | 05.04.2017 21:25:00 | 111.171 | 0.02 | 05.04.2017 21:40:00 | 111.157 | \$ 28.0 |
| 592 | Sell | 05.04.2017 21:58:00 | 111.224 | 0.01 | 05.04.2017 22:00:00 | 111.165 | \$ 59.0 |
| 591 | Sell | 05.04.2017 21:53:00 | 111.2 | 0.01 | 05.04.2017 22:00:00 | 111.165 | \$ 35.0 |
| 590 | Sell | 05.04.2017 21:46:00 | 111.187 | 0.02 | 05.04.2017 22:00:00 | 111.165 | \$ 44.0 |
| 589 | Sell | 05.04.2017 21:41:00 | 111.157 | 0.02 | 05.04.2017 22:00:00 | 111.165 | \$ -16.0 |
| 593 | Sell | 05.04.2017 22:29:00 | 111.35 | 0.02 | 05.04.2017 22:33:00 | 111.328 | \$ 44.0 |
| 594 | Sell | 05.04.2017 22:49:00 | 111.43 | 0.02 | 05.04.2017 22:51:00 | 111.408 | \$ 44.0 |
| 478 | Sell | 05.04.2017 22:30:00 | 111.355 | 0.01 | 06.04.2017 00:05:00 | 111.115 | \$ 210.51 |
| 477 | Sell | 05.04.2017 20:50:00 | 110.92 | 0.01 | 06.04.2017 00:05:00 | 111.115 | \$ -224.49 |
| 557 | Sell | 05.04.2017 22:30:00 | 111.355 | 0.01 | 06.04.2017 00:05:00 | 111.115 | \$ 210.51 |
| 556 | Sell | 05.04.2017 20:50:00 | 110.92 | 0.01 | 06.04.2017 00:05:00 | 111.115 | \$ -224.49 |
| 479 | Sell | 06.04.2017 00:41:00 | 111.237 | 0.01 | 06.04.2017 01:01:00 | 111.213 | \$ 24.0 |
| 558 | Sell | 06.04.2017 00:41:00 | 111.237 | 0.01 | 06.04.2017 01:01:00 | 111.213 | \$ 24.0 |
| 559 | Sell | 06.04.2017 01:23:00 | 111.271 | 0.02 | 06.04.2017 03:01:00 | 111.249 | \$ 44.0 |
| 591 | Sell | 06.04.2017 01:23:00 | 111.271 | 0.05 | 06.04.2017 03:02:00 | 111.108 | \$ 815.0 |
| 590 | Sell | 06.04.2017 00:41:00 | 111.237 | 0.03 | 06.04.2017 03:02:00 | 111.108 | \$ 387.0 |
| 589 | Sell | 05.04.2017 22:30:00 | 111.355 | 0.03 | 06.04.2017 03:02:00 | 111.108 | \$ 652.53 |
| 588 | Sell | 05.04.2017 20:50:00 | 110.92 | 0.03 | 06.04.2017 03:02:00 | 111.108 | \$ -652.47 |
| 587 | Sell | 05.04.2017 18:00:00 | 110.795 | 0.03 | 06.04.2017 03:02:00 | 111.108 | \$ -1027.47 |
| 480 | Sell | 06.04.2017 03:06:00 | 111.399 | 0.01 | 06.04.2017 03:06:00 | 111.378 | \$ 21.0 |
| 560 | Sell | 06.04.2017 03:06:00 | 111.399 | 0.01 | 06.04.2017 03:06:00 | 111.378 | \$ 21.0 |
| 592 | Sell | 06.04.2017 03:06:00 | 111.399 | 0.03 | 06.04.2017 03:06:00 | 111.374 | \$ 75.0 |
| 561 | Sell | 06.04.2017 03:06:00 | 111.348 | 0.02 | 06.04.2017 03:14:00 | 111.324 | \$ 48.0 |
| 593 | Sell | 06.04.2017 03:06:00 | 111.348 | 0.05 | 06.04.2017 03:14:00 | 111.32 | \$ 140.0 |
| 481 | Buy | 06.04.2017 05:01:00 | 110.649 | 0.01 | 06.04.2017 05:06:00 | 110.67 | \$ 21.0 |
| 562 | Buy | 06.04.2017 05:01:00 | 110.649 | 0.01 | 06.04.2017 05:06:00 | 110.67 | \$ 21.0 |
| 594 | Buy | 06.04.2017 05:01:00 | 110.649 | 0.01 | 06.04.2017 05:36:00 | 110.675 | \$ 26.0 |
| 483 | Buy | 06.04.2017 08:46:00 | 110.44 | 0.01 | 06.04.2017 10:54:00 | 110.551 | \$ 111.0 |
| 482 | Buy | 06.04.2017 06:41:00 | 110.622 | 0.01 | 06.04.2017 10:54:00 | 110.551 | \$ -71.0 |
| 564 | Buy | 06.04.2017 08:46:00 | 110.44 | 0.01 | 06.04.2017 10:54:00 | 110.551 | \$ 111.0 |
| 563 | Buy | 06.04.2017 06:41:00 | 110.622 | 0.01 | 06.04.2017 10:54:00 | 110.551 | \$ -71.0 |
| 596 | Buy | 06.04.2017 08:46:00 | 110.44 | 0.01 | 06.04.2017 10:58:00 | 110.557 | \$ 117.0 |
| 595 | Buy | 06.04.2017 06:41:00 | 110.622 | 0.01 | 06.04.2017 10:58:00 | 110.557 | \$ -65.0 |
| 484 | Buy | 06.04.2017 11:35:00 | 110.436 | 0.01 | 06.04.2017 11:56:00 | 110.458 | \$ 22.0 |

| | | | | | | | |
|-----|------|---------------------|---------|------|---------------------|---------|------------|
| 565 | Buy | 06.04.2017 11:35:00 | 110.436 | 0.02 | 06.04.2017 11:56:00 | 110.458 | \$ 44.0 |
| 597 | Buy | 06.04.2017 11:37:00 | 110.434 | 0.03 | 06.04.2017 11:56:00 | 110.459 | \$ 75.0 |
| 485 | Buy | 06.04.2017 14:56:00 | 110.415 | 0.01 | 06.04.2017 15:03:00 | 110.437 | \$ 22.0 |
| 566 | Buy | 06.04.2017 14:56:00 | 110.415 | 0.02 | 06.04.2017 15:03:00 | 110.437 | \$ 44.0 |
| 598 | Buy | 06.04.2017 15:00:00 | 110.411 | 0.03 | 06.04.2017 15:03:00 | 110.437 | \$ 78.0 |
| 486 | Buy | 06.04.2017 16:36:00 | 110.447 | 0.01 | 06.04.2017 16:37:00 | 110.469 | \$ 22.0 |
| 567 | Buy | 06.04.2017 16:36:00 | 110.447 | 0.02 | 06.04.2017 16:37:00 | 110.469 | \$ 44.0 |
| 599 | Sell | 06.04.2017 18:01:00 | 110.812 | 0.03 | 06.04.2017 18:13:00 | 110.784 | \$ 84.0 |
| 487 | Sell | 06.04.2017 20:00:00 | 110.916 | 0.01 | 06.04.2017 20:02:00 | 110.895 | \$ 21.0 |
| 568 | Sell | 06.04.2017 20:00:00 | 110.916 | 0.01 | 06.04.2017 20:02:00 | 110.895 | \$ 21.0 |
| 600 | Sell | 06.04.2017 19:58:00 | 110.844 | 0.03 | 06.04.2017 21:57:00 | 110.818 | \$ 78.0 |
| 488 | Sell | 06.04.2017 23:10:00 | 110.869 | 0.01 | 06.04.2017 23:28:00 | 110.848 | \$ 21.0 |
| 569 | Sell | 06.04.2017 23:10:00 | 110.869 | 0.01 | 06.04.2017 23:28:00 | 110.848 | \$ 21.0 |
| 601 | Sell | 06.04.2017 23:10:00 | 110.869 | 0.03 | 06.04.2017 23:45:00 | 110.841 | \$ 84.0 |
| 595 | Sell | 07.04.2017 00:43:00 | 111.13 | 0.02 | 07.04.2017 00:44:00 | 111.109 | \$ 42.0 |
| 489 | Sell | 07.04.2017 00:50:00 | 111.087 | 0.01 | 07.04.2017 00:51:00 | 111.064 | \$ 23.0 |
| 570 | Sell | 07.04.2017 00:50:00 | 111.087 | 0.01 | 07.04.2017 00:51:00 | 111.064 | \$ 23.0 |
| 602 | Sell | 07.04.2017 00:50:00 | 111.087 | 0.03 | 07.04.2017 00:51:00 | 111.06 | \$ 81.0 |
| 490 | Sell | 07.04.2017 02:30:00 | 110.987 | 0.01 | 07.04.2017 02:46:00 | 110.965 | \$ 22.0 |
| 571 | Sell | 07.04.2017 02:30:00 | 110.987 | 0.01 | 07.04.2017 02:46:00 | 110.965 | \$ 22.0 |
| 603 | Sell | 07.04.2017 02:30:00 | 110.987 | 0.03 | 07.04.2017 02:55:00 | 110.959 | \$ 84.0 |
| 604 | Sell | 07.04.2017 08:38:00 | 110.919 | 0.03 | 07.04.2017 09:02:00 | 110.892 | \$ 81.0 |
| 491 | Buy | 07.04.2017 10:26:00 | 110.347 | 0.01 | 07.04.2017 10:29:00 | 110.368 | \$ 21.0 |
| 572 | Buy | 07.04.2017 10:26:00 | 110.347 | 0.01 | 07.04.2017 10:29:00 | 110.368 | \$ 21.0 |
| 605 | Buy | 07.04.2017 10:14:00 | 110.629 | 0.01 | 07.04.2017 14:24:00 | 110.656 | \$ 27.0 |
| 492 | Buy | 07.04.2017 14:55:00 | 110.485 | 0.01 | 07.04.2017 15:03:00 | 110.506 | \$ 21.0 |
| 574 | Buy | 07.04.2017 14:57:00 | 110.498 | 0.02 | 07.04.2017 15:03:00 | 110.513 | \$ 30.0 |
| 573 | Buy | 07.04.2017 14:55:00 | 110.482 | 0.01 | 07.04.2017 15:03:00 | 110.513 | \$ 31.0 |
| 607 | Buy | 07.04.2017 14:57:00 | 110.498 | 0.03 | 07.04.2017 15:04:00 | 110.519 | \$ 63.0 |
| 606 | Buy | 07.04.2017 14:55:00 | 110.482 | 0.01 | 07.04.2017 15:04:00 | 110.519 | \$ 37.0 |
| 493 | Buy | 07.04.2017 17:30:00 | 110.562 | 0.01 | 07.04.2017 17:36:00 | 110.585 | \$ 23.0 |
| 575 | Buy | 07.04.2017 17:30:00 | 110.562 | 0.02 | 07.04.2017 17:36:00 | 110.585 | \$ 46.0 |
| 494 | Buy | 07.04.2017 21:31:00 | 110.293 | 0.01 | 07.04.2017 21:31:00 | 110.318 | \$ 25.0 |
| 576 | Buy | 07.04.2017 21:31:00 | 110.293 | 0.01 | 07.04.2017 21:31:00 | 110.318 | \$ 25.0 |
| 608 | Buy | 07.04.2017 21:34:00 | 110.237 | 0.01 | 07.04.2017 21:34:00 | 110.264 | \$ 27.0 |
| 609 | Sell | 07.04.2017 22:01:00 | 110.701 | 0.03 | 07.04.2017 22:53:00 | 110.674 | \$ 81.0 |
| 610 | Sell | 07.04.2017 23:41:00 | 110.788 | 0.03 | 07.04.2017 23:45:00 | 110.762 | \$ 78.0 |
| 610 | Sell | 08.04.2017 03:09:00 | 111.351 | 0.01 | 08.04.2017 03:57:00 | 111.189 | \$ 162.0 |
| 609 | Sell | 08.04.2017 03:04:00 | 111.318 | 0.01 | 08.04.2017 03:57:00 | 111.189 | \$ 129.0 |
| 608 | Sell | 08.04.2017 02:59:00 | 111.347 | 0.01 | 08.04.2017 03:57:00 | 111.189 | \$ 158.0 |
| 607 | Sell | 08.04.2017 02:54:00 | 111.27 | 0.01 | 08.04.2017 03:57:00 | 111.189 | \$ 81.0 |
| 606 | Sell | 08.04.2017 02:49:00 | 111.238 | 0.01 | 08.04.2017 03:57:00 | 111.189 | \$ 49.0 |
| 605 | Sell | 08.04.2017 02:44:00 | 111.237 | 0.01 | 08.04.2017 03:57:00 | 111.189 | \$ 48.0 |
| 604 | Sell | 08.04.2017 02:39:00 | 111.221 | 0.01 | 08.04.2017 03:57:00 | 111.189 | \$ 32.0 |
| 603 | Sell | 08.04.2017 02:34:00 | 111.241 | 0.01 | 08.04.2017 03:57:00 | 111.189 | \$ 52.0 |
| 602 | Sell | 08.04.2017 02:29:00 | 111.213 | 0.01 | 08.04.2017 03:57:00 | 111.189 | \$ 24.0 |
| 601 | Sell | 08.04.2017 02:24:00 | 111.251 | 0.01 | 08.04.2017 03:57:00 | 111.189 | \$ 62.0 |
| 600 | Sell | 08.04.2017 02:19:00 | 111.217 | 0.01 | 08.04.2017 03:57:00 | 111.189 | \$ 28.0 |
| 599 | Sell | 08.04.2017 02:14:00 | 111.161 | 0.01 | 08.04.2017 03:57:00 | 111.189 | \$ -28.0 |
| 598 | Sell | 08.04.2017 02:09:00 | 111.116 | 0.02 | 08.04.2017 03:57:00 | 111.189 | \$ -146.0 |
| 597 | Sell | 08.04.2017 02:04:00 | 111.154 | 0.02 | 08.04.2017 03:57:00 | 111.189 | \$ -70.0 |
| 596 | Sell | 08.04.2017 01:59:00 | 111.1 | 0.02 | 08.04.2017 03:57:00 | 111.189 | \$ -178.0 |
| 611 | Sell | 10.04.2017 10:04:00 | 111.57 | 0.02 | 10.04.2017 10:06:00 | 111.549 | \$ 42.0 |
| 499 | Sell | 10.04.2017 17:35:00 | 111.365 | 0.01 | 10.04.2017 18:54:00 | 111.239 | \$ 126.0 |
| 498 | Sell | 10.04.2017 11:12:00 | 111.527 | 0.01 | 10.04.2017 18:54:00 | 111.239 | \$ 288.0 |
| 497 | Sell | 10.04.2017 09:10:00 | 111.314 | 0.01 | 10.04.2017 18:54:00 | 111.239 | \$ 75.0 |
| 496 | Sell | 10.04.2017 07:15:00 | 111.188 | 0.01 | 10.04.2017 18:54:00 | 111.239 | \$ -51.0 |
| 495 | Sell | 08.04.2017 01:53:00 | 110.91 | 0.01 | 10.04.2017 18:54:00 | 111.239 | \$ -338.83 |
| 583 | Sell | 10.04.2017 17:35:00 | 111.365 | 0.02 | 10.04.2017 18:54:00 | 111.26 | \$ 210.0 |
| 582 | Sell | 10.04.2017 11:12:00 | 111.527 | 0.01 | 10.04.2017 18:54:00 | 111.26 | \$ 267.0 |

| | | | | | | | |
|-----|------|---------------------|---------|------|---------------------|---------|-------------|
| 581 | Sell | 10.04.2017 09:16:00 | 111.356 | 0.01 | 10.04.2017 18:54:00 | 111.26 | \$ 96.0 |
| 580 | Sell | 10.04.2017 09:10:00 | 111.3 | 0.02 | 10.04.2017 18:54:00 | 111.26 | \$ 80.0 |
| 579 | Sell | 10.04.2017 07:36:00 | 111.315 | 0.01 | 10.04.2017 18:54:00 | 111.26 | \$ 55.0 |
| 578 | Sell | 10.04.2017 07:15:00 | 111.188 | 0.02 | 10.04.2017 18:54:00 | 111.26 | \$ -144.0 |
| 577 | Sell | 08.04.2017 01:53:00 | 110.91 | 0.01 | 10.04.2017 18:54:00 | 111.26 | \$ -359.83 |
| 616 | Sell | 10.04.2017 11:12:00 | 111.527 | 0.03 | 10.04.2017 18:56:00 | 111.237 | \$ 870.0 |
| 615 | Sell | 10.04.2017 09:16:00 | 111.356 | 0.03 | 10.04.2017 18:56:00 | 111.237 | \$ 357.0 |
| 614 | Sell | 10.04.2017 09:10:00 | 111.3 | 0.05 | 10.04.2017 18:56:00 | 111.237 | \$ 315.0 |
| 613 | Sell | 10.04.2017 07:36:00 | 111.315 | 0.03 | 10.04.2017 18:56:00 | 111.237 | \$ 234.0 |
| 612 | Sell | 10.04.2017 07:15:00 | 111.188 | 0.05 | 10.04.2017 18:56:00 | 111.237 | \$ -245.0 |
| 611 | Sell | 08.04.2017 01:53:00 | 110.91 | 0.03 | 10.04.2017 18:56:00 | 111.237 | \$ -1010.49 |
| 617 | Sell | 10.04.2017 21:21:00 | 111.371 | 0.03 | 10.04.2017 21:40:00 | 111.344 | \$ 81.0 |
| 618 | Buy | 10.04.2017 23:11:00 | 111.199 | 0.01 | 10.04.2017 23:31:00 | 111.227 | \$ 28.0 |
| 500 | Buy | 11.04.2017 00:55:00 | 111.003 | 0.01 | 11.04.2017 02:36:00 | 111.026 | \$ 23.0 |
| 584 | Buy | 11.04.2017 00:55:00 | 111.003 | 0.01 | 11.04.2017 02:36:00 | 111.026 | \$ 23.0 |
| 501 | Buy | 11.04.2017 03:05:00 | 110.903 | 0.01 | 11.04.2017 03:09:00 | 110.924 | \$ 21.0 |
| 585 | Buy | 11.04.2017 03:05:00 | 110.903 | 0.01 | 11.04.2017 03:09:00 | 110.924 | \$ 21.0 |
| 620 | Buy | 11.04.2017 03:05:00 | 110.903 | 0.01 | 11.04.2017 04:05:00 | 111.0 | \$ 97.0 |
| 619 | Buy | 11.04.2017 00:51:00 | 111.044 | 0.01 | 11.04.2017 04:05:00 | 111.0 | \$ -44.0 |
| 502 | Buy | 11.04.2017 04:55:00 | 110.942 | 0.01 | 11.04.2017 05:01:00 | 110.965 | \$ 23.0 |
| 586 | Buy | 11.04.2017 04:55:00 | 110.942 | 0.01 | 11.04.2017 05:01:00 | 110.965 | \$ 23.0 |
| 621 | Buy | 11.04.2017 04:55:00 | 110.942 | 0.01 | 11.04.2017 05:01:00 | 110.97 | \$ 28.0 |
| 503 | Buy | 11.04.2017 07:36:00 | 110.798 | 0.01 | 11.04.2017 10:01:00 | 110.82 | \$ 22.0 |
| 587 | Buy | 11.04.2017 07:36:00 | 110.798 | 0.01 | 11.04.2017 10:01:00 | 110.82 | \$ 22.0 |
| 622 | Buy | 11.04.2017 07:36:00 | 110.798 | 0.01 | 11.04.2017 10:01:00 | 110.826 | \$ 28.0 |
| 505 | Buy | 11.04.2017 13:25:00 | 110.639 | 0.01 | 11.04.2017 15:02:00 | 110.71 | \$ 71.0 |
| 504 | Buy | 11.04.2017 11:10:00 | 110.735 | 0.01 | 11.04.2017 15:02:00 | 110.71 | \$ -25.0 |
| 506 | Buy | 11.04.2017 15:44:00 | 110.606 | 0.01 | 11.04.2017 17:09:00 | 110.627 | \$ 21.0 |
| 591 | Buy | 11.04.2017 15:47:00 | 110.589 | 0.01 | 11.04.2017 17:13:00 | 110.673 | \$ 84.0 |
| 590 | Buy | 11.04.2017 15:44:00 | 110.606 | 0.02 | 11.04.2017 17:13:00 | 110.673 | \$ 134.0 |
| 589 | Buy | 11.04.2017 12:03:00 | 110.638 | 0.01 | 11.04.2017 17:13:00 | 110.673 | \$ 35.0 |
| 588 | Buy | 11.04.2017 11:10:00 | 110.735 | 0.02 | 11.04.2017 17:13:00 | 110.673 | \$ -124.0 |
| 626 | Buy | 11.04.2017 15:47:00 | 110.589 | 0.01 | 11.04.2017 17:35:00 | 110.685 | \$ 96.0 |
| 625 | Buy | 11.04.2017 15:44:00 | 110.606 | 0.03 | 11.04.2017 17:35:00 | 110.685 | \$ 237.0 |
| 624 | Buy | 11.04.2017 12:03:00 | 110.638 | 0.01 | 11.04.2017 17:35:00 | 110.685 | \$ 47.0 |
| 623 | Buy | 11.04.2017 11:10:00 | 110.735 | 0.03 | 11.04.2017 17:35:00 | 110.685 | \$ -150.0 |
| 612 | Buy | 11.04.2017 23:51:00 | 109.882 | 0.02 | 11.04.2017 23:51:00 | 109.903 | \$ 42.0 |
| 624 | Buy | 12.04.2017 00:51:00 | 109.697 | 0.01 | 12.04.2017 01:13:00 | 109.784 | \$ 87.0 |
| 623 | Buy | 12.04.2017 00:46:00 | 109.717 | 0.01 | 12.04.2017 01:13:00 | 109.784 | \$ 67.0 |
| 622 | Buy | 12.04.2017 00:41:00 | 109.761 | 0.01 | 12.04.2017 01:13:00 | 109.784 | \$ 23.0 |
| 621 | Buy | 12.04.2017 00:36:00 | 109.752 | 0.01 | 12.04.2017 01:13:00 | 109.784 | \$ 32.0 |
| 620 | Buy | 12.04.2017 00:31:00 | 109.759 | 0.01 | 12.04.2017 01:13:00 | 109.784 | \$ 25.0 |
| 619 | Buy | 12.04.2017 00:26:00 | 109.749 | 0.01 | 12.04.2017 01:13:00 | 109.784 | \$ 35.0 |
| 618 | Buy | 12.04.2017 00:21:00 | 109.74 | 0.02 | 12.04.2017 01:13:00 | 109.784 | \$ 88.0 |
| 617 | Buy | 12.04.2017 00:16:00 | 109.713 | 0.02 | 12.04.2017 01:13:00 | 109.784 | \$ 142.0 |
| 616 | Buy | 12.04.2017 00:11:00 | 109.779 | 0.02 | 12.04.2017 01:13:00 | 109.784 | \$ 10.0 |
| 615 | Buy | 12.04.2017 00:06:00 | 109.821 | 0.02 | 12.04.2017 01:13:00 | 109.784 | \$ -74.0 |
| 614 | Buy | 12.04.2017 00:01:00 | 109.701 | 0.02 | 12.04.2017 01:13:00 | 109.784 | \$ 166.0 |
| 613 | Buy | 11.04.2017 23:56:00 | 109.883 | 0.02 | 12.04.2017 01:13:00 | 109.784 | \$ -190.06 |
| 625 | Buy | 12.04.2017 10:00:00 | 109.437 | 0.02 | 12.04.2017 10:00:00 | 109.459 | \$ 44.0 |
| 627 | Buy | 12.04.2017 10:10:00 | 109.407 | 0.02 | 12.04.2017 10:14:00 | 109.437 | \$ 60.0 |
| 626 | Buy | 12.04.2017 10:05:00 | 109.421 | 0.02 | 12.04.2017 10:14:00 | 109.437 | \$ 32.0 |
| 628 | Buy | 12.04.2017 10:16:00 | 109.424 | 0.02 | 12.04.2017 10:21:00 | 109.446 | \$ 44.0 |
| 635 | Buy | 12.04.2017 13:06:00 | 109.457 | 0.03 | 12.04.2017 16:05:00 | 109.685 | \$ 684.0 |
| 634 | Buy | 12.04.2017 11:18:00 | 109.472 | 0.03 | 12.04.2017 16:05:00 | 109.685 | \$ 639.0 |
| 633 | Buy | 12.04.2017 10:05:00 | 109.405 | 0.01 | 12.04.2017 16:05:00 | 109.685 | \$ 280.0 |
| 632 | Buy | 12.04.2017 08:48:00 | 109.608 | 0.03 | 12.04.2017 16:05:00 | 109.685 | \$ 231.0 |
| 631 | Buy | 12.04.2017 05:58:00 | 109.617 | 0.03 | 12.04.2017 16:05:00 | 109.685 | \$ 204.0 |
| 630 | Buy | 12.04.2017 04:07:00 | 109.672 | 0.03 | 12.04.2017 16:05:00 | 109.685 | \$ 39.0 |
| 629 | Buy | 12.04.2017 02:45:00 | 109.775 | 0.01 | 12.04.2017 16:05:00 | 109.685 | \$ -90.0 |

| | | | | | | | |
|-----|------|---------------------|---------|------|---------------------|---------|-------------|
| 628 | Buy | 11.04.2017 23:16:00 | 110.27 | 0.01 | 12.04.2017 16:05:00 | 109.685 | \$ -581.03 |
| 627 | Buy | 11.04.2017 21:17:00 | 110.545 | 0.01 | 12.04.2017 16:05:00 | 109.685 | \$ -856.03 |
| 637 | Buy | 12.04.2017 21:15:00 | 109.603 | 0.01 | 12.04.2017 22:37:00 | 109.641 | \$ 38.0 |
| 636 | Buy | 12.04.2017 21:14:00 | 109.619 | 0.03 | 12.04.2017 22:37:00 | 109.641 | \$ 66.0 |
| 639 | Buy | 12.04.2017 23:25:00 | 109.572 | 0.01 | 13.04.2017 01:14:00 | 109.615 | \$ 54.91 |
| 638 | Buy | 12.04.2017 23:25:00 | 109.594 | 0.03 | 13.04.2017 01:14:00 | 109.615 | \$ 98.73 |
| 601 | Buy | 12.04.2017 13:06:00 | 109.457 | 0.02 | 13.04.2017 02:39:00 | 109.828 | \$ 765.82 |
| 600 | Buy | 12.04.2017 11:18:00 | 109.472 | 0.02 | 13.04.2017 02:39:00 | 109.828 | \$ 735.82 |
| 599 | Buy | 12.04.2017 10:05:00 | 109.405 | 0.01 | 13.04.2017 02:39:00 | 109.828 | \$ 434.91 |
| 598 | Buy | 12.04.2017 08:48:00 | 109.608 | 0.02 | 13.04.2017 02:39:00 | 109.828 | \$ 463.82 |
| 597 | Buy | 12.04.2017 05:58:00 | 109.617 | 0.02 | 13.04.2017 02:39:00 | 109.828 | \$ 445.82 |
| 596 | Buy | 12.04.2017 04:07:00 | 109.672 | 0.02 | 13.04.2017 02:39:00 | 109.828 | \$ 335.82 |
| 595 | Buy | 12.04.2017 02:45:00 | 109.775 | 0.01 | 13.04.2017 02:39:00 | 109.828 | \$ 64.91 |
| 594 | Buy | 11.04.2017 23:16:00 | 110.27 | 0.01 | 13.04.2017 02:39:00 | 109.828 | \$ -426.12 |
| 593 | Buy | 11.04.2017 21:17:00 | 110.545 | 0.01 | 13.04.2017 02:39:00 | 109.828 | \$ -701.12 |
| 592 | Buy | 11.04.2017 19:20:00 | 110.625 | 0.02 | 13.04.2017 02:39:00 | 109.828 | \$ -1562.24 |
| 640 | Sell | 13.04.2017 02:39:00 | 109.789 | 0.03 | 13.04.2017 03:09:00 | 109.764 | \$ 75.0 |
| 602 | Buy | 13.04.2017 04:18:00 | 109.189 | 0.01 | 13.04.2017 04:18:00 | 109.211 | \$ 22.0 |
| 641 | Buy | 13.04.2017 04:18:00 | 109.189 | 0.01 | 13.04.2017 04:18:00 | 109.216 | \$ 27.0 |
| 603 | Buy | 13.04.2017 05:58:00 | 108.989 | 0.01 | 13.04.2017 05:59:00 | 109.012 | \$ 23.0 |
| 642 | Buy | 13.04.2017 05:58:00 | 108.989 | 0.01 | 13.04.2017 05:59:00 | 109.015 | \$ 26.0 |
| 605 | Buy | 13.04.2017 10:16:00 | 108.798 | 0.01 | 13.04.2017 10:37:00 | 108.915 | \$ 117.0 |
| 604 | Buy | 13.04.2017 08:30:00 | 108.992 | 0.01 | 13.04.2017 10:37:00 | 108.915 | \$ -77.0 |
| 644 | Buy | 13.04.2017 10:16:00 | 108.798 | 0.01 | 13.04.2017 10:37:00 | 108.923 | \$ 125.0 |
| 643 | Buy | 13.04.2017 08:30:00 | 108.992 | 0.01 | 13.04.2017 10:37:00 | 108.923 | \$ -69.0 |
| 606 | Buy | 13.04.2017 16:47:00 | 109.037 | 0.02 | 13.04.2017 17:39:00 | 109.058 | \$ 42.0 |
| 607 | Buy | 13.04.2017 19:01:00 | 108.933 | 0.01 | 13.04.2017 19:11:00 | 108.954 | \$ 21.0 |
| 646 | Buy | 13.04.2017 19:00:00 | 108.955 | 0.01 | 13.04.2017 19:27:00 | 108.99 | \$ 35.0 |
| 645 | Buy | 13.04.2017 18:53:00 | 108.968 | 0.03 | 13.04.2017 19:27:00 | 108.99 | \$ 66.0 |
| 647 | Sell | 13.04.2017 21:02:00 | 109.196 | 0.03 | 13.04.2017 21:04:00 | 109.169 | \$ 81.0 |
| 521 | Sell | 13.04.2017 22:41:00 | 109.373 | 0.01 | 13.04.2017 22:43:00 | 109.35 | \$ 23.0 |
| 608 | Sell | 13.04.2017 22:41:00 | 109.373 | 0.01 | 13.04.2017 22:43:00 | 109.35 | \$ 23.0 |
| 648 | Sell | 13.04.2017 22:42:00 | 109.366 | 0.03 | 13.04.2017 22:43:00 | 109.339 | \$ 81.0 |
| 649 | Sell | 14.04.2017 11:01:00 | 109.218 | 0.03 | 14.04.2017 11:20:00 | 109.19 | \$ 84.0 |
| 609 | Buy | 14.04.2017 15:00:00 | 108.882 | 0.01 | 14.04.2017 15:00:00 | 108.904 | \$ 22.0 |
| 610 | Buy | 14.04.2017 17:15:00 | 108.894 | 0.01 | 14.04.2017 17:33:00 | 108.915 | \$ 21.0 |
| 611 | Buy | 14.04.2017 21:31:00 | 108.76 | 0.01 | 14.04.2017 21:31:00 | 108.783 | \$ 23.0 |
| 612 | Buy | 14.04.2017 23:51:00 | 108.598 | 0.01 | 15.04.2017 00:55:00 | 108.622 | \$ 24.0 |
| 613 | Buy | 15.04.2017 03:25:00 | 108.574 | 0.02 | 15.04.2017 04:40:00 | 108.596 | \$ 44.0 |
| 654 | Buy | 15.04.2017 03:25:00 | 108.574 | 0.03 | 17.04.2017 07:00:00 | 108.741 | \$ 512.91 |
| 653 | Buy | 14.04.2017 23:51:00 | 108.598 | 0.01 | 17.04.2017 07:00:00 | 108.741 | \$ 146.97 |
| 652 | Buy | 14.04.2017 21:31:00 | 108.76 | 0.01 | 17.04.2017 07:00:00 | 108.741 | \$ -15.03 |
| 651 | Buy | 14.04.2017 17:15:00 | 108.894 | 0.01 | 17.04.2017 07:00:00 | 108.741 | \$ -149.03 |
| 650 | Buy | 14.04.2017 14:29:00 | 109.032 | 0.01 | 17.04.2017 07:00:00 | 108.741 | \$ -287.03 |
| 614 | Buy | 17.04.2017 08:04:00 | 108.551 | 0.02 | 17.04.2017 08:09:00 | 108.573 | \$ 44.0 |
| 617 | Buy | 17.04.2017 14:01:00 | 108.275 | 0.02 | 17.04.2017 14:48:00 | 108.361 | \$ 172.0 |
| 616 | Buy | 17.04.2017 10:21:00 | 108.311 | 0.01 | 17.04.2017 14:48:00 | 108.361 | \$ 50.0 |
| 615 | Buy | 17.04.2017 08:29:00 | 108.495 | 0.01 | 17.04.2017 14:48:00 | 108.361 | \$ -134.0 |
| 658 | Buy | 17.04.2017 14:01:00 | 108.275 | 0.03 | 17.04.2017 15:25:00 | 108.436 | \$ 483.0 |
| 657 | Buy | 17.04.2017 10:21:00 | 108.311 | 0.01 | 17.04.2017 15:25:00 | 108.436 | \$ 125.0 |
| 656 | Buy | 17.04.2017 08:29:00 | 108.495 | 0.01 | 17.04.2017 15:25:00 | 108.436 | \$ -59.0 |
| 655 | Buy | 17.04.2017 08:04:00 | 108.551 | 0.03 | 17.04.2017 15:25:00 | 108.436 | \$ -345.0 |
| 618 | Buy | 17.04.2017 16:14:00 | 108.313 | 0.02 | 17.04.2017 16:50:00 | 108.334 | \$ 42.0 |
| 619 | Buy | 17.04.2017 18:20:00 | 108.287 | 0.02 | 17.04.2017 18:40:00 | 108.308 | \$ 42.0 |
| 659 | Buy | 17.04.2017 18:20:00 | 108.287 | 0.03 | 17.04.2017 18:46:00 | 108.314 | \$ 81.0 |
| 660 | Sell | 17.04.2017 21:39:00 | 108.554 | 0.03 | 17.04.2017 22:25:00 | 108.526 | \$ 84.0 |
| 531 | Buy | 17.04.2017 18:20:00 | 108.287 | 0.01 | 18.04.2017 08:33:00 | 109.14 | \$ 856.97 |
| 530 | Buy | 17.04.2017 16:14:00 | 108.313 | 0.01 | 18.04.2017 08:33:00 | 109.14 | \$ 830.97 |
| 529 | Buy | 17.04.2017 14:01:00 | 108.275 | 0.01 | 18.04.2017 08:33:00 | 109.14 | \$ 868.97 |
| 528 | Buy | 17.04.2017 09:44:00 | 108.364 | 0.01 | 18.04.2017 08:33:00 | 109.14 | \$ 779.97 |

| | | | | | | | |
|-----|------|---------------------|---------|------|---------------------|---------|-------------|
| 527 | Buy | 17.04.2017 08:04:00 | 108.551 | 0.01 | 18.04.2017 08:33:00 | 109.14 | \$ 592.97 |
| 526 | Buy | 15.04.2017 03:25:00 | 108.574 | 0.01 | 18.04.2017 08:33:00 | 109.14 | \$ 573.94 |
| 525 | Buy | 14.04.2017 23:51:00 | 108.598 | 0.01 | 18.04.2017 08:33:00 | 109.14 | \$ 549.94 |
| 524 | Buy | 14.04.2017 21:31:00 | 108.76 | 0.01 | 18.04.2017 08:33:00 | 109.14 | \$ 387.94 |
| 523 | Buy | 14.04.2017 17:15:00 | 108.894 | 0.01 | 18.04.2017 08:33:00 | 109.14 | \$ 253.94 |
| 522 | Buy | 14.04.2017 15:00:00 | 108.882 | 0.01 | 18.04.2017 08:33:00 | 109.14 | \$ 265.94 |
| 520 | Buy | 13.04.2017 19:01:00 | 108.933 | 0.01 | 18.04.2017 08:33:00 | 109.14 | \$ 218.91 |
| 519 | Buy | 13.04.2017 16:47:00 | 109.037 | 0.01 | 18.04.2017 08:33:00 | 109.14 | \$ 114.91 |
| 518 | Buy | 13.04.2017 10:16:00 | 108.798 | 0.01 | 18.04.2017 08:33:00 | 109.14 | \$ 353.91 |
| 517 | Buy | 13.04.2017 08:30:00 | 108.992 | 0.01 | 18.04.2017 08:33:00 | 109.14 | \$ 159.91 |
| 516 | Buy | 13.04.2017 05:58:00 | 108.989 | 0.01 | 18.04.2017 08:33:00 | 109.14 | \$ 162.91 |
| 515 | Buy | 13.04.2017 04:18:00 | 109.189 | 0.01 | 18.04.2017 08:33:00 | 109.14 | \$ -37.09 |
| 514 | Buy | 12.04.2017 13:06:00 | 109.457 | 0.01 | 18.04.2017 08:33:00 | 109.14 | \$ -293.18 |
| 513 | Buy | 12.04.2017 11:18:00 | 109.472 | 0.01 | 18.04.2017 08:33:00 | 109.14 | \$ -308.18 |
| 512 | Buy | 12.04.2017 08:48:00 | 109.608 | 0.01 | 18.04.2017 08:33:00 | 109.14 | \$ -444.18 |
| 511 | Buy | 12.04.2017 05:30:00 | 109.663 | 0.01 | 18.04.2017 08:33:00 | 109.14 | \$ -499.18 |
| 510 | Buy | 12.04.2017 02:45:00 | 109.775 | 0.01 | 18.04.2017 08:33:00 | 109.14 | \$ -611.18 |
| 509 | Buy | 11.04.2017 23:16:00 | 110.27 | 0.01 | 18.04.2017 08:33:00 | 109.14 | \$ -1102.21 |
| 508 | Buy | 11.04.2017 21:17:00 | 110.545 | 0.01 | 18.04.2017 08:33:00 | 109.14 | \$ -1377.21 |
| 507 | Buy | 11.04.2017 19:20:00 | 110.625 | 0.01 | 18.04.2017 08:33:00 | 109.14 | \$ -1457.21 |
| 625 | Sell | 18.04.2017 15:52:00 | 109.118 | 0.02 | 18.04.2017 16:25:00 | 108.994 | \$ 248.0 |
| 624 | Sell | 18.04.2017 15:44:00 | 109.129 | 0.01 | 18.04.2017 16:25:00 | 108.994 | \$ 135.0 |
| 623 | Sell | 18.04.2017 13:20:00 | 109.014 | 0.02 | 18.04.2017 16:25:00 | 108.994 | \$ 40.0 |
| 622 | Sell | 18.04.2017 07:54:00 | 109.037 | 0.01 | 18.04.2017 16:25:00 | 108.994 | \$ 43.0 |
| 621 | Sell | 18.04.2017 05:16:00 | 109.014 | 0.01 | 18.04.2017 16:25:00 | 108.994 | \$ 20.0 |
| 620 | Sell | 18.04.2017 03:36:00 | 108.686 | 0.01 | 18.04.2017 16:25:00 | 108.994 | \$ -308.0 |
| 665 | Sell | 18.04.2017 15:52:00 | 109.118 | 0.05 | 18.04.2017 16:26:00 | 108.965 | \$ 765.0 |
| 664 | Sell | 18.04.2017 15:44:00 | 109.129 | 0.03 | 18.04.2017 16:26:00 | 108.965 | \$ 492.0 |
| 663 | Sell | 18.04.2017 07:54:00 | 109.037 | 0.03 | 18.04.2017 16:26:00 | 108.965 | \$ 216.0 |
| 662 | Sell | 18.04.2017 05:13:00 | 109.004 | 0.03 | 18.04.2017 16:26:00 | 108.965 | \$ 117.0 |
| 661 | Sell | 18.04.2017 03:13:00 | 108.582 | 0.03 | 18.04.2017 16:26:00 | 108.965 | \$ -1149.0 |
| 536 | Sell | 18.04.2017 15:44:00 | 109.129 | 0.01 | 18.04.2017 16:27:00 | 108.955 | \$ 174.0 |
| 535 | Sell | 18.04.2017 13:20:00 | 109.014 | 0.01 | 18.04.2017 16:27:00 | 108.955 | \$ 59.0 |
| 534 | Sell | 18.04.2017 07:54:00 | 109.037 | 0.01 | 18.04.2017 16:27:00 | 108.955 | \$ 82.0 |
| 533 | Sell | 18.04.2017 05:16:00 | 109.014 | 0.01 | 18.04.2017 16:27:00 | 108.955 | \$ 59.0 |
| 532 | Sell | 18.04.2017 03:36:00 | 108.686 | 0.01 | 18.04.2017 16:27:00 | 108.955 | \$ -269.0 |
| 635 | Sell | 18.04.2017 04:32:00 | 109.017 | 0.01 | 18.04.2017 16:39:00 | 108.886 | \$ 131.0 |
| 634 | Sell | 18.04.2017 04:27:00 | 108.978 | 0.02 | 18.04.2017 16:39:00 | 108.886 | \$ 184.0 |
| 633 | Sell | 18.04.2017 04:22:00 | 109.014 | 0.02 | 18.04.2017 16:39:00 | 108.886 | \$ 256.0 |
| 632 | Sell | 18.04.2017 04:17:00 | 108.935 | 0.02 | 18.04.2017 16:39:00 | 108.886 | \$ 98.0 |
| 631 | Sell | 18.04.2017 04:12:00 | 108.835 | 0.02 | 18.04.2017 16:39:00 | 108.886 | \$ -102.0 |
| 630 | Sell | 18.04.2017 04:06:00 | 108.816 | 0.02 | 18.04.2017 16:39:00 | 108.886 | \$ -140.0 |
| 629 | Sell | 18.04.2017 04:01:00 | 108.811 | 0.02 | 18.04.2017 16:39:00 | 108.886 | \$ -150.0 |
| 666 | Buy | 18.04.2017 18:39:00 | 108.73 | 0.01 | 18.04.2017 19:02:00 | 108.756 | \$ 26.0 |
| 667 | Buy | 18.04.2017 20:55:00 | 108.8 | 0.01 | 18.04.2017 21:14:00 | 108.825 | \$ 25.0 |
| 537 | Buy | 18.04.2017 22:19:00 | 108.699 | 0.01 | 18.04.2017 22:23:00 | 108.72 | \$ 21.0 |
| 626 | Buy | 18.04.2017 22:19:00 | 108.699 | 0.01 | 18.04.2017 22:23:00 | 108.72 | \$ 21.0 |
| 668 | Buy | 18.04.2017 23:17:00 | 108.726 | 0.01 | 18.04.2017 23:45:00 | 108.751 | \$ 25.0 |
| 538 | Buy | 19.04.2017 00:00:00 | 108.686 | 0.01 | 19.04.2017 00:10:00 | 108.709 | \$ 23.0 |
| 627 | Buy | 19.04.2017 00:00:00 | 108.686 | 0.01 | 19.04.2017 00:10:00 | 108.709 | \$ 23.0 |
| 669 | Buy | 19.04.2017 00:57:00 | 108.492 | 0.01 | 19.04.2017 01:52:00 | 108.518 | \$ 26.0 |
| 539 | Buy | 19.04.2017 02:02:00 | 108.478 | 0.01 | 19.04.2017 02:13:00 | 108.501 | \$ 23.0 |
| 628 | Buy | 19.04.2017 02:02:00 | 108.478 | 0.01 | 19.04.2017 02:13:00 | 108.501 | \$ 23.0 |
| 540 | Buy | 19.04.2017 03:45:00 | 108.48 | 0.01 | 19.04.2017 04:35:00 | 108.503 | \$ 23.0 |
| 629 | Buy | 19.04.2017 03:45:00 | 108.48 | 0.01 | 19.04.2017 04:35:00 | 108.503 | \$ 23.0 |
| 670 | Buy | 19.04.2017 03:45:00 | 108.48 | 0.01 | 19.04.2017 04:35:00 | 108.507 | \$ 27.0 |
| 541 | Buy | 19.04.2017 05:40:00 | 108.445 | 0.01 | 19.04.2017 05:50:00 | 108.466 | \$ 21.0 |
| 630 | Buy | 19.04.2017 05:40:00 | 108.445 | 0.02 | 19.04.2017 05:50:00 | 108.466 | \$ 42.0 |
| 671 | Buy | 19.04.2017 05:40:00 | 108.445 | 0.03 | 19.04.2017 05:51:00 | 108.471 | \$ 78.0 |
| 542 | Buy | 19.04.2017 10:37:00 | 108.482 | 0.01 | 19.04.2017 10:58:00 | 108.503 | \$ 21.0 |

| | | | | | | | |
|-----|------|---------------------|---------|------|---------------------|---------|------------|
| 631 | Buy | 19.04.2017 10:37:00 | 108.482 | 0.02 | 19.04.2017 10:58:00 | 108.503 | \$ 42.0 |
| 672 | Sell | 19.04.2017 14:14:00 | 108.647 | 0.03 | 19.04.2017 14:16:00 | 108.622 | \$ 75.0 |
| 547 | Sell | 20.04.2017 00:30:00 | 109.076 | 0.01 | 20.04.2017 01:10:00 | 108.925 | \$ 151.0 |
| 546 | Sell | 19.04.2017 22:30:00 | 108.997 | 0.01 | 20.04.2017 01:10:00 | 108.925 | \$ 42.51 |
| 545 | Sell | 19.04.2017 20:16:00 | 108.934 | 0.01 | 20.04.2017 01:10:00 | 108.925 | \$ -20.49 |
| 544 | Sell | 19.04.2017 18:21:00 | 108.923 | 0.01 | 20.04.2017 01:10:00 | 108.925 | \$ -31.49 |
| 543 | Sell | 19.04.2017 16:05:00 | 108.8 | 0.01 | 20.04.2017 01:10:00 | 108.925 | \$ -154.49 |
| 636 | Sell | 20.04.2017 00:46:00 | 109.103 | 0.01 | 20.04.2017 01:10:00 | 108.932 | \$ 171.0 |
| 635 | Sell | 19.04.2017 22:30:00 | 109.002 | 0.01 | 20.04.2017 01:10:00 | 108.932 | \$ 40.51 |
| 634 | Sell | 19.04.2017 20:16:00 | 108.934 | 0.01 | 20.04.2017 01:10:00 | 108.932 | \$ -27.49 |
| 633 | Sell | 19.04.2017 18:21:00 | 108.923 | 0.01 | 20.04.2017 01:10:00 | 108.932 | \$ -38.49 |
| 632 | Sell | 19.04.2017 16:05:00 | 108.8 | 0.01 | 20.04.2017 01:10:00 | 108.932 | \$ -161.49 |
| 677 | Sell | 20.04.2017 00:46:00 | 109.103 | 0.03 | 20.04.2017 01:10:00 | 108.925 | \$ 534.0 |
| 676 | Sell | 19.04.2017 22:30:00 | 109.002 | 0.03 | 20.04.2017 01:10:00 | 108.925 | \$ 142.53 |
| 675 | Sell | 19.04.2017 20:16:00 | 108.934 | 0.03 | 20.04.2017 01:10:00 | 108.925 | \$ -61.47 |
| 674 | Sell | 19.04.2017 18:21:00 | 108.923 | 0.03 | 20.04.2017 01:10:00 | 108.925 | \$ -94.47 |
| 673 | Sell | 19.04.2017 16:05:00 | 108.791 | 0.03 | 20.04.2017 01:10:00 | 108.925 | \$ -490.47 |
| 678 | Buy | 20.04.2017 04:00:00 | 108.719 | 0.01 | 20.04.2017 04:02:00 | 108.745 | \$ 26.0 |
| 679 | Sell | 20.04.2017 07:19:00 | 108.921 | 0.03 | 20.04.2017 07:51:00 | 108.896 | \$ 75.0 |
| 680 | Sell | 20.04.2017 09:24:00 | 108.928 | 0.03 | 20.04.2017 10:11:00 | 108.901 | \$ 81.0 |
| 681 | Buy | 20.04.2017 15:49:00 | 108.79 | 0.01 | 20.04.2017 16:09:00 | 108.817 | \$ 27.0 |
| 682 | Sell | 20.04.2017 17:00:00 | 109.0 | 0.03 | 20.04.2017 17:05:00 | 108.974 | \$ 78.0 |
| 683 | Sell | 20.04.2017 19:39:00 | 109.093 | 0.03 | 20.04.2017 20:05:00 | 109.066 | \$ 81.0 |
| 638 | Sell | 20.04.2017 22:16:00 | 109.346 | 0.02 | 20.04.2017 22:18:00 | 109.319 | \$ 54.0 |
| 637 | Sell | 20.04.2017 22:11:00 | 109.352 | 0.02 | 20.04.2017 22:18:00 | 109.319 | \$ 66.0 |
| 636 | Sell | 20.04.2017 22:06:00 | 109.322 | 0.02 | 20.04.2017 22:18:00 | 109.319 | \$ 6.0 |
| 639 | Sell | 20.04.2017 22:21:00 | 109.321 | 0.02 | 20.04.2017 22:22:00 | 109.299 | \$ 44.0 |
| 548 | Sell | 20.04.2017 22:02:00 | 109.143 | 0.01 | 20.04.2017 22:40:00 | 109.122 | \$ 21.0 |
| 637 | Sell | 20.04.2017 22:02:00 | 109.143 | 0.01 | 20.04.2017 22:40:00 | 109.122 | \$ 21.0 |
| 684 | Sell | 20.04.2017 22:02:00 | 109.143 | 0.03 | 20.04.2017 22:40:00 | 109.115 | \$ 84.0 |
| 640 | Sell | 20.04.2017 23:10:00 | 109.426 | 0.02 | 20.04.2017 23:13:00 | 109.404 | \$ 44.0 |
| 641 | Sell | 20.04.2017 23:16:00 | 109.394 | 0.02 | 20.04.2017 23:17:00 | 109.371 | \$ 46.0 |
| 643 | Sell | 21.04.2017 01:13:00 | 109.431 | 0.02 | 21.04.2017 01:14:00 | 109.418 | \$ 26.0 |
| 642 | Sell | 21.04.2017 01:08:00 | 109.447 | 0.02 | 21.04.2017 01:14:00 | 109.418 | \$ 58.0 |
| 549 | Sell | 21.04.2017 00:53:00 | 109.288 | 0.01 | 21.04.2017 02:17:00 | 109.265 | \$ 23.0 |
| 638 | Sell | 21.04.2017 00:53:00 | 109.288 | 0.01 | 21.04.2017 02:17:00 | 109.265 | \$ 23.0 |
| 685 | Sell | 21.04.2017 01:00:00 | 109.32 | 0.03 | 21.04.2017 02:17:00 | 109.292 | \$ 84.0 |
| 550 | Sell | 21.04.2017 02:40:00 | 109.428 | 0.01 | 21.04.2017 02:42:00 | 109.407 | \$ 21.0 |
| 639 | Sell | 21.04.2017 02:40:00 | 109.428 | 0.01 | 21.04.2017 02:42:00 | 109.407 | \$ 21.0 |
| 686 | Sell | 21.04.2017 02:40:00 | 109.428 | 0.03 | 21.04.2017 03:02:00 | 109.4 | \$ 84.0 |
| 551 | Sell | 21.04.2017 05:05:00 | 109.366 | 0.01 | 21.04.2017 05:06:00 | 109.345 | \$ 21.0 |
| 640 | Sell | 21.04.2017 05:05:00 | 109.366 | 0.02 | 21.04.2017 05:06:00 | 109.345 | \$ 42.0 |
| 687 | Sell | 21.04.2017 05:05:00 | 109.366 | 0.05 | 21.04.2017 05:06:00 | 109.34 | \$ 130.0 |
| 552 | Sell | 21.04.2017 07:13:00 | 109.366 | 0.01 | 21.04.2017 09:52:00 | 109.342 | \$ 24.0 |
| 641 | Sell | 21.04.2017 07:13:00 | 109.366 | 0.02 | 21.04.2017 09:52:00 | 109.342 | \$ 48.0 |
| 688 | Sell | 21.04.2017 15:00:00 | 109.329 | 0.03 | 21.04.2017 15:55:00 | 109.301 | \$ 84.0 |
| 689 | Buy | 21.04.2017 17:03:00 | 109.165 | 0.01 | 21.04.2017 17:23:00 | 109.191 | \$ 26.0 |
| 690 | Buy | 21.04.2017 19:31:00 | 109.085 | 0.01 | 21.04.2017 20:05:00 | 109.11 | \$ 25.0 |
| 553 | Buy | 21.04.2017 21:25:00 | 109.055 | 0.01 | 21.04.2017 21:29:00 | 109.077 | \$ 22.0 |
| 642 | Buy | 21.04.2017 21:25:00 | 109.055 | 0.01 | 21.04.2017 21:29:00 | 109.077 | \$ 22.0 |
| 691 | Buy | 21.04.2017 21:25:00 | 109.062 | 0.01 | 21.04.2017 21:30:00 | 109.087 | \$ 25.0 |
| 554 | Buy | 21.04.2017 23:56:00 | 109.046 | 0.01 | 21.04.2017 23:58:00 | 109.068 | \$ 22.0 |
| 643 | Buy | 21.04.2017 23:56:00 | 109.046 | 0.01 | 21.04.2017 23:58:00 | 109.068 | \$ 22.0 |
| 692 | Buy | 21.04.2017 23:50:00 | 109.074 | 0.01 | 21.04.2017 23:59:00 | 109.101 | \$ 27.0 |
| 555 | Buy | 22.04.2017 01:56:00 | 109.005 | 0.01 | 22.04.2017 02:48:00 | 109.025 | \$ 20.0 |
| 644 | Buy | 22.04.2017 01:56:00 | 109.005 | 0.01 | 22.04.2017 02:48:00 | 109.025 | \$ 20.0 |
| 693 | Buy | 22.04.2017 01:56:00 | 109.005 | 0.01 | 22.04.2017 02:48:00 | 109.03 | \$ 25.0 |
| 556 | Sell | 24.04.2017 07:01:00 | 110.241 | 0.01 | 24.04.2017 07:04:00 | 110.219 | \$ 22.0 |
| 644 | Sell | 24.04.2017 07:00:00 | 110.249 | 0.02 | 24.04.2017 07:04:00 | 110.226 | \$ 46.0 |
| 645 | Sell | 24.04.2017 07:01:00 | 110.241 | 0.01 | 24.04.2017 07:04:00 | 110.219 | \$ 22.0 |

| | | | | | | | |
|-----|------|---------------------|---------|------|---------------------|---------|-----------|
| 694 | Sell | 24.04.2017 07:01:00 | 110.241 | 0.03 | 24.04.2017 07:04:00 | 110.215 | \$ 78.0 |
| 648 | Sell | 24.04.2017 07:20:00 | 110.217 | 0.02 | 24.04.2017 07:21:00 | 110.175 | \$ 84.0 |
| 647 | Sell | 24.04.2017 07:15:00 | 110.2 | 0.02 | 24.04.2017 07:21:00 | 110.175 | \$ 50.0 |
| 646 | Sell | 24.04.2017 07:10:00 | 110.241 | 0.02 | 24.04.2017 07:21:00 | 110.175 | \$ 132.0 |
| 645 | Sell | 24.04.2017 07:05:00 | 110.134 | 0.02 | 24.04.2017 07:21:00 | 110.175 | \$ -82.0 |
| 649 | Sell | 24.04.2017 07:25:00 | 110.165 | 0.02 | 24.04.2017 07:28:00 | 110.144 | \$ 42.0 |
| 654 | Sell | 24.04.2017 07:50:00 | 110.043 | 0.02 | 24.04.2017 07:53:00 | 110.031 | \$ 24.0 |
| 653 | Sell | 24.04.2017 07:45:00 | 110.057 | 0.02 | 24.04.2017 07:53:00 | 110.031 | \$ 52.0 |
| 652 | Sell | 24.04.2017 07:40:00 | 110.084 | 0.02 | 24.04.2017 07:53:00 | 110.031 | \$ 106.0 |
| 651 | Sell | 24.04.2017 07:35:00 | 110.026 | 0.02 | 24.04.2017 07:53:00 | 110.031 | \$ -10.0 |
| 650 | Sell | 24.04.2017 07:30:00 | 110.05 | 0.02 | 24.04.2017 07:53:00 | 110.031 | \$ 38.0 |
| 658 | Sell | 24.04.2017 08:14:00 | 110.12 | 0.02 | 24.04.2017 08:44:00 | 110.036 | \$ 168.0 |
| 657 | Sell | 24.04.2017 08:09:00 | 110.066 | 0.02 | 24.04.2017 08:44:00 | 110.036 | \$ 60.0 |
| 656 | Sell | 24.04.2017 08:00:00 | 110.04 | 0.02 | 24.04.2017 08:44:00 | 110.036 | \$ 8.0 |
| 655 | Sell | 24.04.2017 07:55:00 | 110.008 | 0.02 | 24.04.2017 08:44:00 | 110.036 | \$ -56.0 |
| 557 | Sell | 24.04.2017 10:00:00 | 110.114 | 0.01 | 24.04.2017 10:00:00 | 110.094 | \$ 20.0 |
| 646 | Sell | 24.04.2017 10:00:00 | 110.114 | 0.01 | 24.04.2017 10:00:00 | 110.094 | \$ 20.0 |
| 695 | Sell | 24.04.2017 10:00:00 | 110.114 | 0.03 | 24.04.2017 10:00:00 | 110.086 | \$ 84.0 |
| 558 | Sell | 24.04.2017 11:56:00 | 110.077 | 0.01 | 24.04.2017 12:13:00 | 110.056 | \$ 21.0 |
| 648 | Sell | 24.04.2017 12:00:00 | 110.084 | 0.02 | 24.04.2017 12:13:00 | 110.06 | \$ 48.0 |
| 647 | Sell | 24.04.2017 11:56:00 | 110.077 | 0.01 | 24.04.2017 12:13:00 | 110.06 | \$ 17.0 |
| 697 | Sell | 24.04.2017 12:00:00 | 110.084 | 0.05 | 24.04.2017 12:13:00 | 110.056 | \$ 140.0 |
| 696 | Sell | 24.04.2017 11:56:00 | 110.077 | 0.03 | 24.04.2017 12:13:00 | 110.056 | \$ 63.0 |
| 650 | Sell | 24.04.2017 15:08:00 | 110.284 | 0.01 | 24.04.2017 15:28:00 | 110.13 | \$ 154.0 |
| 649 | Sell | 24.04.2017 14:02:00 | 110.083 | 0.02 | 24.04.2017 15:28:00 | 110.13 | \$ -94.0 |
| 699 | Sell | 24.04.2017 15:08:00 | 110.284 | 0.03 | 24.04.2017 15:28:00 | 110.133 | \$ 453.0 |
| 698 | Sell | 24.04.2017 14:02:00 | 110.083 | 0.05 | 24.04.2017 15:28:00 | 110.133 | \$ -250.0 |
| 559 | Sell | 24.04.2017 14:02:00 | 110.083 | 0.01 | 24.04.2017 16:09:00 | 110.062 | \$ 21.0 |
| 700 | Sell | 24.04.2017 19:00:00 | 110.204 | 0.05 | 24.04.2017 19:28:00 | 110.177 | \$ 135.0 |
| 560 | Sell | 24.04.2017 18:57:00 | 110.171 | 0.01 | 24.04.2017 19:41:00 | 110.149 | \$ 22.0 |
| 651 | Sell | 24.04.2017 18:57:00 | 110.171 | 0.02 | 24.04.2017 19:41:00 | 110.149 | \$ 44.0 |
| 561 | Sell | 24.04.2017 21:06:00 | 110.278 | 0.01 | 24.04.2017 21:24:00 | 110.258 | \$ 20.0 |
| 652 | Sell | 24.04.2017 21:06:00 | 110.278 | 0.02 | 24.04.2017 21:24:00 | 110.258 | \$ 40.0 |
| 701 | Sell | 24.04.2017 21:06:00 | 110.278 | 0.05 | 24.04.2017 21:30:00 | 110.252 | \$ 130.0 |
| 702 | Buy | 25.04.2017 00:57:00 | 109.769 | 0.01 | 25.04.2017 01:03:00 | 109.796 | \$ 27.0 |
| 562 | Buy | 25.04.2017 02:50:00 | 109.792 | 0.01 | 25.04.2017 02:53:00 | 109.813 | \$ 21.0 |
| 653 | Buy | 25.04.2017 02:50:00 | 109.792 | 0.01 | 25.04.2017 02:53:00 | 109.813 | \$ 21.0 |
| 703 | Buy | 25.04.2017 02:50:00 | 109.792 | 0.01 | 25.04.2017 02:53:00 | 109.821 | \$ 29.0 |
| 563 | Buy | 25.04.2017 04:48:00 | 109.741 | 0.01 | 25.04.2017 05:43:00 | 109.762 | \$ 21.0 |
| 654 | Buy | 25.04.2017 04:48:00 | 109.741 | 0.01 | 25.04.2017 05:43:00 | 109.762 | \$ 21.0 |
| 704 | Buy | 25.04.2017 04:48:00 | 109.741 | 0.01 | 25.04.2017 05:43:00 | 109.766 | \$ 25.0 |
| 656 | Buy | 25.04.2017 08:49:00 | 109.638 | 0.01 | 25.04.2017 09:16:00 | 109.727 | \$ 89.0 |
| 655 | Buy | 25.04.2017 08:27:00 | 109.739 | 0.02 | 25.04.2017 09:16:00 | 109.727 | \$ -24.0 |
| 706 | Buy | 25.04.2017 08:49:00 | 109.638 | 0.01 | 25.04.2017 09:16:00 | 109.735 | \$ 97.0 |
| 705 | Buy | 25.04.2017 08:30:00 | 109.734 | 0.03 | 25.04.2017 09:16:00 | 109.735 | \$ 3.0 |
| 564 | Buy | 25.04.2017 08:27:00 | 109.739 | 0.01 | 25.04.2017 09:17:00 | 109.76 | \$ 21.0 |
| 707 | Sell | 25.04.2017 11:15:00 | 110.031 | 0.03 | 25.04.2017 12:51:00 | 110.004 | \$ 81.0 |
| 565 | Sell | 25.04.2017 13:22:00 | 110.116 | 0.01 | 25.04.2017 13:48:00 | 110.095 | \$ 21.0 |
| 657 | Sell | 25.04.2017 13:22:00 | 110.116 | 0.01 | 25.04.2017 13:48:00 | 110.095 | \$ 21.0 |
| 708 | Sell | 25.04.2017 13:22:00 | 110.116 | 0.03 | 25.04.2017 13:49:00 | 110.09 | \$ 78.0 |
| 566 | Sell | 25.04.2017 15:17:00 | 110.214 | 0.01 | 25.04.2017 15:39:00 | 110.193 | \$ 21.0 |
| 658 | Sell | 25.04.2017 15:17:00 | 110.214 | 0.01 | 25.04.2017 15:39:00 | 110.193 | \$ 21.0 |
| 659 | Sell | 26.04.2017 00:23:00 | 110.967 | 0.02 | 26.04.2017 00:27:00 | 110.946 | \$ 42.0 |
| 660 | Sell | 26.04.2017 00:39:00 | 111.004 | 0.02 | 26.04.2017 00:40:00 | 110.984 | \$ 40.0 |
| 661 | Sell | 26.04.2017 03:20:00 | 111.177 | 0.02 | 26.04.2017 03:26:00 | 111.156 | \$ 42.0 |
| 665 | Sell | 26.04.2017 09:44:00 | 111.344 | 0.02 | 26.04.2017 09:49:00 | 111.299 | \$ 90.0 |
| 664 | Sell | 26.04.2017 09:39:00 | 111.349 | 0.02 | 26.04.2017 09:49:00 | 111.299 | \$ 100.0 |
| 663 | Sell | 26.04.2017 09:34:00 | 111.304 | 0.02 | 26.04.2017 09:49:00 | 111.299 | \$ 10.0 |
| 662 | Sell | 26.04.2017 09:29:00 | 111.285 | 0.02 | 26.04.2017 09:49:00 | 111.299 | \$ -28.0 |
| 669 | Sell | 26.04.2017 21:48:00 | 111.625 | 0.02 | 26.04.2017 21:50:00 | 111.605 | \$ 40.0 |

| | | | | | | | |
|-----|------|---------------------|---------|------|---------------------|---------|-------------|
| 668 | Sell | 26.04.2017 21:43:00 | 111.67 | 0.02 | 26.04.2017 21:50:00 | 111.605 | \$ 130.0 |
| 667 | Sell | 26.04.2017 21:38:00 | 111.669 | 0.02 | 26.04.2017 21:50:00 | 111.605 | \$ 128.0 |
| 666 | Sell | 26.04.2017 21:33:00 | 111.54 | 0.02 | 26.04.2017 21:50:00 | 111.605 | \$ -130.0 |
| 670 | Sell | 27.04.2017 00:23:00 | 111.736 | 0.02 | 27.04.2017 00:23:00 | 111.714 | \$ 44.0 |
| 673 | Sell | 27.04.2017 01:40:00 | 111.638 | 0.01 | 27.04.2017 04:46:00 | 111.145 | \$ 493.0 |
| 672 | Sell | 26.04.2017 23:31:00 | 111.547 | 0.01 | 27.04.2017 04:46:00 | 111.145 | \$ 372.51 |
| 671 | Sell | 26.04.2017 21:16:00 | 111.402 | 0.01 | 27.04.2017 04:46:00 | 111.145 | \$ 227.51 |
| 670 | Sell | 26.04.2017 20:40:00 | 111.301 | 0.02 | 27.04.2017 04:46:00 | 111.145 | \$ 253.02 |
| 669 | Sell | 26.04.2017 18:53:00 | 111.294 | 0.02 | 27.04.2017 04:46:00 | 111.145 | \$ 239.02 |
| 668 | Sell | 26.04.2017 16:03:00 | 111.488 | 0.01 | 27.04.2017 04:46:00 | 111.145 | \$ 313.51 |
| 667 | Sell | 26.04.2017 14:23:00 | 111.415 | 0.01 | 27.04.2017 04:46:00 | 111.145 | \$ 240.51 |
| 666 | Sell | 26.04.2017 13:40:00 | 111.254 | 0.02 | 27.04.2017 04:46:00 | 111.145 | \$ 159.02 |
| 665 | Sell | 26.04.2017 09:32:00 | 111.312 | 0.01 | 27.04.2017 04:46:00 | 111.145 | \$ 137.51 |
| 664 | Sell | 26.04.2017 08:20:00 | 111.1 | 0.02 | 27.04.2017 04:46:00 | 111.145 | \$ -148.98 |
| 663 | Sell | 26.04.2017 03:06:00 | 111.025 | 0.01 | 27.04.2017 04:46:00 | 111.145 | \$ -149.49 |
| 662 | Sell | 25.04.2017 23:59:00 | 110.841 | 0.01 | 27.04.2017 04:46:00 | 111.145 | \$ -343.32 |
| 661 | Sell | 25.04.2017 22:19:00 | 110.73 | 0.01 | 27.04.2017 04:46:00 | 111.145 | \$ -454.32 |
| 660 | Sell | 25.04.2017 20:35:00 | 110.5 | 0.01 | 27.04.2017 04:46:00 | 111.145 | \$ -684.32 |
| 659 | Sell | 25.04.2017 17:05:00 | 110.382 | 0.01 | 27.04.2017 04:46:00 | 111.145 | \$ -802.32 |
| 579 | Sell | 27.04.2017 02:04:00 | 111.731 | 0.01 | 27.04.2017 04:49:00 | 111.115 | \$ 616.0 |
| 578 | Sell | 27.04.2017 00:24:00 | 111.7 | 0.01 | 27.04.2017 04:49:00 | 111.115 | \$ 585.0 |
| 577 | Sell | 26.04.2017 22:33:00 | 111.512 | 0.01 | 27.04.2017 04:49:00 | 111.115 | \$ 367.51 |
| 576 | Sell | 26.04.2017 20:40:00 | 111.301 | 0.01 | 27.04.2017 04:49:00 | 111.115 | \$ 156.51 |
| 575 | Sell | 26.04.2017 18:53:00 | 111.294 | 0.01 | 27.04.2017 04:49:00 | 111.115 | \$ 149.51 |
| 574 | Sell | 26.04.2017 15:27:00 | 111.406 | 0.01 | 27.04.2017 04:49:00 | 111.115 | \$ 261.51 |
| 573 | Sell | 26.04.2017 13:40:00 | 111.254 | 0.01 | 27.04.2017 04:49:00 | 111.115 | \$ 109.51 |
| 572 | Sell | 26.04.2017 08:20:00 | 111.1 | 0.01 | 27.04.2017 04:49:00 | 111.115 | \$ -44.49 |
| 571 | Sell | 26.04.2017 03:06:00 | 111.025 | 0.01 | 27.04.2017 04:49:00 | 111.115 | \$ -119.49 |
| 570 | Sell | 25.04.2017 23:59:00 | 110.841 | 0.01 | 27.04.2017 04:49:00 | 111.115 | \$ -313.32 |
| 569 | Sell | 25.04.2017 22:19:00 | 110.73 | 0.01 | 27.04.2017 04:49:00 | 111.115 | \$ -424.32 |
| 568 | Sell | 25.04.2017 20:35:00 | 110.5 | 0.01 | 27.04.2017 04:49:00 | 111.115 | \$ -654.32 |
| 567 | Sell | 25.04.2017 17:05:00 | 110.382 | 0.01 | 27.04.2017 04:49:00 | 111.115 | \$ -772.32 |
| 722 | Sell | 27.04.2017 01:40:00 | 111.638 | 0.03 | 27.04.2017 04:53:00 | 111.054 | \$ 1752.0 |
| 721 | Sell | 26.04.2017 23:31:00 | 111.547 | 0.03 | 27.04.2017 04:53:00 | 111.054 | \$ 1390.53 |
| 720 | Sell | 26.04.2017 21:17:00 | 111.425 | 0.03 | 27.04.2017 04:53:00 | 111.054 | \$ 1024.53 |
| 719 | Sell | 26.04.2017 16:03:00 | 111.488 | 0.03 | 27.04.2017 04:53:00 | 111.054 | \$ 1213.53 |
| 718 | Sell | 26.04.2017 14:23:00 | 111.415 | 0.03 | 27.04.2017 04:53:00 | 111.054 | \$ 994.53 |
| 717 | Sell | 26.04.2017 13:40:00 | 111.254 | 0.05 | 27.04.2017 04:53:00 | 111.054 | \$ 852.55 |
| 716 | Sell | 26.04.2017 09:32:00 | 111.312 | 0.03 | 27.04.2017 04:53:00 | 111.054 | \$ 685.53 |
| 715 | Sell | 26.04.2017 09:10:00 | 111.188 | 0.05 | 27.04.2017 04:53:00 | 111.054 | \$ 522.55 |
| 714 | Sell | 26.04.2017 03:06:00 | 111.025 | 0.03 | 27.04.2017 04:53:00 | 111.054 | \$ -175.47 |
| 713 | Sell | 25.04.2017 23:59:00 | 110.841 | 0.03 | 27.04.2017 04:53:00 | 111.054 | \$ -756.96 |
| 712 | Sell | 25.04.2017 22:19:00 | 110.73 | 0.03 | 27.04.2017 04:53:00 | 111.054 | \$ -1089.96 |
| 711 | Sell | 25.04.2017 20:35:00 | 110.5 | 0.03 | 27.04.2017 04:53:00 | 111.054 | \$ -1779.96 |
| 710 | Sell | 25.04.2017 17:05:00 | 110.382 | 0.03 | 27.04.2017 04:53:00 | 111.054 | \$ -2133.96 |
| 709 | Sell | 25.04.2017 15:17:00 | 110.214 | 0.03 | 27.04.2017 04:53:00 | 111.054 | \$ -2637.96 |
| 580 | Buy | 27.04.2017 05:00:00 | 111.063 | 0.01 | 27.04.2017 05:19:00 | 111.084 | \$ 21.0 |
| 674 | Buy | 27.04.2017 05:00:00 | 111.063 | 0.01 | 27.04.2017 05:19:00 | 111.084 | \$ 21.0 |
| 723 | Buy | 27.04.2017 04:51:00 | 111.083 | 0.01 | 27.04.2017 06:57:00 | 111.108 | \$ 25.0 |
| 724 | Sell | 27.04.2017 16:01:00 | 111.394 | 0.03 | 27.04.2017 16:01:00 | 111.367 | \$ 81.0 |
| 725 | Sell | 27.04.2017 20:21:00 | 111.386 | 0.03 | 27.04.2017 20:45:00 | 111.36 | \$ 78.0 |
| 581 | Sell | 27.04.2017 21:03:00 | 111.495 | 0.01 | 27.04.2017 21:08:00 | 111.472 | \$ 23.0 |
| 675 | Sell | 27.04.2017 21:03:00 | 111.495 | 0.01 | 27.04.2017 21:08:00 | 111.472 | \$ 23.0 |
| 726 | Sell | 27.04.2017 22:25:00 | 111.472 | 0.03 | 27.04.2017 22:32:00 | 111.446 | \$ 78.0 |
| 582 | Sell | 27.04.2017 22:54:00 | 111.518 | 0.01 | 27.04.2017 23:24:00 | 111.497 | \$ 21.0 |
| 676 | Sell | 27.04.2017 22:54:00 | 111.518 | 0.01 | 27.04.2017 23:24:00 | 111.497 | \$ 21.0 |
| 727 | Buy | 28.04.2017 00:09:00 | 111.162 | 0.01 | 28.04.2017 00:12:00 | 111.189 | \$ 27.0 |
| 728 | Buy | 28.04.2017 03:04:00 | 111.17 | 0.01 | 28.04.2017 03:12:00 | 111.197 | \$ 27.0 |
| 729 | Buy | 28.04.2017 05:10:00 | 111.175 | 0.01 | 28.04.2017 05:17:00 | 111.2 | \$ 25.0 |
| 730 | Buy | 28.04.2017 10:06:00 | 111.214 | 0.01 | 28.04.2017 10:12:00 | 111.239 | \$ 25.0 |

| | | | | | | | |
|-----|------|---------------------|---------|------|---------------------|---------|-----------|
| 731 | Buy | 28.04.2017 13:45:00 | 111.115 | 0.01 | 28.04.2017 14:13:00 | 111.141 | \$ 26.0 |
| 732 | Sell | 28.04.2017 17:14:00 | 111.339 | 0.03 | 28.04.2017 17:30:00 | 111.31 | \$ 87.0 |
| 733 | Sell | 28.04.2017 18:58:00 | 111.514 | 0.03 | 28.04.2017 19:05:00 | 111.486 | \$ 84.0 |
| 583 | Sell | 28.04.2017 19:00:00 | 111.496 | 0.01 | 28.04.2017 19:09:00 | 111.475 | \$ 21.0 |
| 677 | Sell | 28.04.2017 19:00:00 | 111.496 | 0.01 | 28.04.2017 19:09:00 | 111.475 | \$ 21.0 |
| 584 | Sell | 28.04.2017 21:25:00 | 111.456 | 0.01 | 28.04.2017 21:29:00 | 111.435 | \$ 21.0 |
| 678 | Sell | 28.04.2017 21:25:00 | 111.456 | 0.01 | 28.04.2017 21:29:00 | 111.435 | \$ 21.0 |
| 734 | Sell | 28.04.2017 21:25:00 | 111.456 | 0.03 | 28.04.2017 21:29:00 | 111.429 | \$ 81.0 |
| 671 | Sell | 28.04.2017 21:36:00 | 111.675 | 0.02 | 28.04.2017 21:38:00 | 111.652 | \$ 46.0 |
| 672 | Sell | 28.04.2017 21:41:00 | 111.642 | 0.02 | 28.04.2017 21:42:00 | 111.62 | \$ 44.0 |
| 674 | Sell | 28.04.2017 21:51:00 | 111.672 | 0.02 | 28.04.2017 21:55:00 | 111.652 | \$ 40.0 |
| 673 | Sell | 28.04.2017 21:46:00 | 111.676 | 0.02 | 28.04.2017 21:55:00 | 111.652 | \$ 48.0 |
| 585 | Sell | 29.04.2017 00:07:00 | 111.558 | 0.01 | 29.04.2017 00:08:00 | 111.537 | \$ 21.0 |
| 679 | Sell | 29.04.2017 00:07:00 | 111.561 | 0.01 | 29.04.2017 00:08:00 | 111.541 | \$ 20.0 |
| 680 | Sell | 29.04.2017 01:11:00 | 111.5 | 0.02 | 29.04.2017 01:14:00 | 111.479 | \$ 42.0 |
| 735 | Buy | 01.05.2017 08:33:00 | 111.24 | 0.01 | 01.05.2017 08:44:00 | 111.266 | \$ 26.0 |
| 586 | Sell | 01.05.2017 10:51:00 | 111.746 | 0.01 | 01.05.2017 10:51:00 | 111.722 | \$ 24.0 |
| 681 | Sell | 01.05.2017 10:51:00 | 111.746 | 0.01 | 01.05.2017 10:51:00 | 111.722 | \$ 24.0 |
| 587 | Sell | 01.05.2017 14:49:00 | 111.715 | 0.01 | 01.05.2017 15:23:00 | 111.694 | \$ 21.0 |
| 682 | Sell | 01.05.2017 14:49:00 | 111.715 | 0.01 | 01.05.2017 15:23:00 | 111.694 | \$ 21.0 |
| 675 | Sell | 01.05.2017 15:32:00 | 111.917 | 0.02 | 01.05.2017 15:34:00 | 111.896 | \$ 42.0 |
| 588 | Sell | 01.05.2017 17:19:00 | 111.876 | 0.01 | 01.05.2017 17:29:00 | 111.854 | \$ 22.0 |
| 683 | Sell | 01.05.2017 17:19:00 | 111.876 | 0.01 | 01.05.2017 17:29:00 | 111.854 | \$ 22.0 |
| 738 | Sell | 01.05.2017 17:19:00 | 111.876 | 0.03 | 01.05.2017 21:38:00 | 111.668 | \$ 624.0 |
| 737 | Sell | 01.05.2017 14:49:00 | 111.715 | 0.03 | 01.05.2017 21:38:00 | 111.668 | \$ 141.0 |
| 736 | Sell | 01.05.2017 10:36:00 | 111.491 | 0.03 | 01.05.2017 21:38:00 | 111.668 | \$ -531.0 |
| 739 | Buy | 01.05.2017 23:00:00 | 111.53 | 0.01 | 01.05.2017 23:01:00 | 111.555 | \$ 25.0 |
| 740 | Sell | 02.05.2017 00:41:00 | 111.728 | 0.05 | 02.05.2017 00:42:00 | 111.702 | \$ 130.0 |
| 589 | Sell | 02.05.2017 01:13:00 | 111.912 | 0.01 | 02.05.2017 01:16:00 | 111.891 | \$ 21.0 |
| 684 | Sell | 02.05.2017 01:13:00 | 111.912 | 0.01 | 02.05.2017 01:16:00 | 111.891 | \$ 21.0 |
| 741 | Sell | 02.05.2017 00:46:00 | 111.755 | 0.03 | 02.05.2017 01:51:00 | 111.726 | \$ 87.0 |
| 742 | Sell | 02.05.2017 02:26:00 | 111.872 | 0.03 | 02.05.2017 02:45:00 | 111.847 | \$ 75.0 |
| 590 | Sell | 02.05.2017 07:25:00 | 111.907 | 0.01 | 02.05.2017 07:54:00 | 111.885 | \$ 22.0 |
| 685 | Sell | 02.05.2017 07:25:00 | 111.907 | 0.01 | 02.05.2017 07:54:00 | 111.885 | \$ 22.0 |
| 743 | Sell | 02.05.2017 07:25:00 | 111.907 | 0.03 | 02.05.2017 07:59:00 | 111.881 | \$ 78.0 |
| 744 | Sell | 02.05.2017 09:15:00 | 111.912 | 0.03 | 02.05.2017 09:30:00 | 111.885 | \$ 81.0 |
| 591 | Sell | 02.05.2017 09:44:00 | 111.944 | 0.01 | 02.05.2017 09:48:00 | 111.923 | \$ 21.0 |
| 686 | Sell | 02.05.2017 09:44:00 | 111.944 | 0.01 | 02.05.2017 09:48:00 | 111.923 | \$ 21.0 |
| 594 | Sell | 02.05.2017 19:16:00 | 112.278 | 0.01 | 02.05.2017 22:39:00 | 112.147 | \$ 131.0 |
| 593 | Sell | 02.05.2017 16:59:00 | 112.172 | 0.01 | 02.05.2017 22:39:00 | 112.147 | \$ 25.0 |
| 592 | Sell | 02.05.2017 15:01:00 | 112.062 | 0.01 | 02.05.2017 22:39:00 | 112.147 | \$ -85.0 |
| 689 | Sell | 02.05.2017 19:16:00 | 112.278 | 0.01 | 02.05.2017 22:39:00 | 112.147 | \$ 131.0 |
| 688 | Sell | 02.05.2017 16:59:00 | 112.172 | 0.01 | 02.05.2017 22:39:00 | 112.147 | \$ 25.0 |
| 687 | Sell | 02.05.2017 15:01:00 | 112.062 | 0.01 | 02.05.2017 22:39:00 | 112.147 | \$ -85.0 |
| 747 | Sell | 02.05.2017 19:16:00 | 112.278 | 0.03 | 02.05.2017 22:40:00 | 112.107 | \$ 513.0 |
| 746 | Sell | 02.05.2017 16:59:00 | 112.172 | 0.03 | 02.05.2017 22:40:00 | 112.107 | \$ 195.0 |
| 745 | Sell | 02.05.2017 14:27:00 | 111.958 | 0.03 | 02.05.2017 22:40:00 | 112.107 | \$ -447.0 |
| 595 | Sell | 02.05.2017 23:50:00 | 112.204 | 0.01 | 02.05.2017 23:56:00 | 112.183 | \$ 21.0 |
| 690 | Sell | 02.05.2017 23:50:00 | 112.204 | 0.02 | 02.05.2017 23:56:00 | 112.183 | \$ 42.0 |
| 748 | Buy | 03.05.2017 05:35:00 | 111.98 | 0.01 | 03.05.2017 05:57:00 | 112.006 | \$ 26.0 |
| 749 | Sell | 03.05.2017 15:00:00 | 112.139 | 0.03 | 03.05.2017 15:44:00 | 112.113 | \$ 78.0 |
| 750 | Sell | 03.05.2017 16:45:00 | 112.177 | 0.03 | 03.05.2017 21:13:00 | 112.15 | \$ 81.0 |
| 596 | Sell | 03.05.2017 21:30:00 | 112.307 | 0.01 | 03.05.2017 21:31:00 | 112.284 | \$ 23.0 |
| 691 | Sell | 03.05.2017 21:30:00 | 112.307 | 0.01 | 03.05.2017 21:31:00 | 112.284 | \$ 23.0 |
| 751 | Sell | 03.05.2017 21:30:00 | 112.286 | 0.03 | 03.05.2017 21:31:00 | 112.261 | \$ 75.0 |
| 597 | Sell | 03.05.2017 23:21:00 | 112.468 | 0.01 | 03.05.2017 23:31:00 | 112.447 | \$ 21.0 |
| 692 | Sell | 03.05.2017 23:21:00 | 112.468 | 0.01 | 03.05.2017 23:31:00 | 112.447 | \$ 21.0 |
| 752 | Sell | 03.05.2017 23:21:00 | 112.468 | 0.03 | 03.05.2017 23:38:00 | 112.442 | \$ 78.0 |
| 598 | Sell | 04.05.2017 02:05:00 | 112.387 | 0.01 | 04.05.2017 02:25:00 | 112.363 | \$ 24.0 |
| 694 | Sell | 04.05.2017 02:09:00 | 112.402 | 0.01 | 04.05.2017 02:25:00 | 112.371 | \$ 31.0 |

| | | | | | | | |
|-----|------|---------------------|---------|------|---------------------|---------|-----------|
| 693 | Sell | 04.05.2017 02:05:00 | 112.387 | 0.02 | 04.05.2017 02:25:00 | 112.371 | \$ 32.0 |
| 754 | Sell | 04.05.2017 02:09:00 | 112.402 | 0.03 | 04.05.2017 02:25:00 | 112.367 | \$ 105.0 |
| 753 | Sell | 04.05.2017 02:05:00 | 112.387 | 0.05 | 04.05.2017 02:25:00 | 112.367 | \$ 100.0 |
| 676 | Sell | 04.05.2017 03:13:00 | 112.595 | 0.02 | 04.05.2017 03:16:00 | 112.573 | \$ 44.0 |
| 679 | Sell | 04.05.2017 03:33:00 | 112.639 | 0.02 | 04.05.2017 03:38:00 | 112.605 | \$ 68.0 |
| 678 | Sell | 04.05.2017 03:28:00 | 112.629 | 0.02 | 04.05.2017 03:38:00 | 112.605 | \$ 48.0 |
| 677 | Sell | 04.05.2017 03:23:00 | 112.609 | 0.02 | 04.05.2017 03:38:00 | 112.605 | \$ 8.0 |
| 599 | Sell | 04.05.2017 04:05:00 | 112.653 | 0.01 | 04.05.2017 04:08:00 | 112.632 | \$ 21.0 |
| 695 | Sell | 04.05.2017 04:05:00 | 112.653 | 0.01 | 04.05.2017 04:08:00 | 112.632 | \$ 21.0 |
| 755 | Sell | 04.05.2017 04:05:00 | 112.653 | 0.03 | 04.05.2017 04:08:00 | 112.628 | \$ 75.0 |
| 600 | Sell | 04.05.2017 05:45:00 | 112.744 | 0.01 | 04.05.2017 06:02:00 | 112.722 | \$ 22.0 |
| 696 | Sell | 04.05.2017 05:45:00 | 112.744 | 0.01 | 04.05.2017 06:02:00 | 112.722 | \$ 22.0 |
| 756 | Sell | 04.05.2017 05:45:00 | 112.744 | 0.03 | 04.05.2017 06:05:00 | 112.719 | \$ 75.0 |
| 698 | Sell | 04.05.2017 08:45:00 | 112.81 | 0.01 | 04.05.2017 15:43:00 | 112.748 | \$ 62.0 |
| 697 | Sell | 04.05.2017 08:20:00 | 112.748 | 0.02 | 04.05.2017 15:43:00 | 112.748 | \$ 0.0 |
| 758 | Sell | 04.05.2017 08:45:00 | 112.81 | 0.03 | 04.05.2017 15:44:00 | 112.745 | \$ 195.0 |
| 757 | Sell | 04.05.2017 08:20:00 | 112.748 | 0.05 | 04.05.2017 15:44:00 | 112.745 | \$ 15.0 |
| 601 | Sell | 04.05.2017 08:20:00 | 112.748 | 0.01 | 04.05.2017 15:48:00 | 112.727 | \$ 21.0 |
| 602 | Sell | 04.05.2017 16:32:00 | 112.813 | 0.01 | 04.05.2017 16:37:00 | 112.792 | \$ 21.0 |
| 699 | Sell | 04.05.2017 16:32:00 | 112.813 | 0.02 | 04.05.2017 16:37:00 | 112.792 | \$ 42.0 |
| 759 | Sell | 04.05.2017 17:02:00 | 112.833 | 0.05 | 04.05.2017 17:17:00 | 112.803 | \$ 150.0 |
| 603 | Sell | 04.05.2017 18:15:00 | 112.881 | 0.01 | 04.05.2017 18:25:00 | 112.859 | \$ 22.0 |
| 700 | Sell | 04.05.2017 18:15:00 | 112.881 | 0.01 | 04.05.2017 18:25:00 | 112.859 | \$ 22.0 |
| 760 | Sell | 04.05.2017 18:15:00 | 112.881 | 0.03 | 04.05.2017 18:25:00 | 112.856 | \$ 75.0 |
| 604 | Sell | 04.05.2017 21:35:00 | 112.978 | 0.01 | 04.05.2017 21:43:00 | 112.955 | \$ 23.0 |
| 702 | Sell | 04.05.2017 21:41:00 | 112.959 | 0.02 | 04.05.2017 21:46:00 | 112.945 | \$ 28.0 |
| 701 | Sell | 04.05.2017 21:35:00 | 112.978 | 0.01 | 04.05.2017 21:46:00 | 112.945 | \$ 33.0 |
| 762 | Sell | 04.05.2017 21:41:00 | 112.959 | 0.05 | 04.05.2017 21:46:00 | 112.938 | \$ 105.0 |
| 761 | Sell | 04.05.2017 21:35:00 | 112.978 | 0.03 | 04.05.2017 21:46:00 | 112.938 | \$ 120.0 |
| 605 | Buy | 05.05.2017 01:19:00 | 112.434 | 0.01 | 05.05.2017 01:20:00 | 112.457 | \$ 23.0 |
| 703 | Buy | 05.05.2017 01:19:00 | 112.434 | 0.01 | 05.05.2017 01:20:00 | 112.457 | \$ 23.0 |
| 606 | Buy | 05.05.2017 03:20:00 | 112.405 | 0.01 | 05.05.2017 03:29:00 | 112.426 | \$ 21.0 |
| 704 | Buy | 05.05.2017 03:20:00 | 112.405 | 0.01 | 05.05.2017 03:29:00 | 112.426 | \$ 21.0 |
| 607 | Buy | 05.05.2017 05:03:00 | 112.353 | 0.01 | 05.05.2017 05:20:00 | 112.375 | \$ 22.0 |
| 705 | Buy | 05.05.2017 05:03:00 | 112.353 | 0.01 | 05.05.2017 05:20:00 | 112.375 | \$ 22.0 |
| 765 | Buy | 05.05.2017 04:43:00 | 112.398 | 0.01 | 05.05.2017 06:26:00 | 112.519 | \$ 121.0 |
| 764 | Buy | 05.05.2017 02:40:00 | 112.365 | 0.01 | 05.05.2017 06:26:00 | 112.519 | \$ 154.0 |
| 763 | Buy | 05.05.2017 01:00:00 | 112.714 | 0.01 | 05.05.2017 06:26:00 | 112.519 | \$ -195.0 |
| 609 | Buy | 05.05.2017 15:10:00 | 112.184 | 0.01 | 05.05.2017 16:20:00 | 112.274 | \$ 90.0 |
| 608 | Buy | 05.05.2017 12:41:00 | 112.318 | 0.01 | 05.05.2017 16:20:00 | 112.274 | \$ -44.0 |
| 707 | Buy | 05.05.2017 15:10:00 | 112.184 | 0.01 | 05.05.2017 16:20:00 | 112.274 | \$ 90.0 |
| 706 | Buy | 05.05.2017 12:41:00 | 112.318 | 0.01 | 05.05.2017 16:20:00 | 112.274 | \$ -44.0 |
| 767 | Buy | 05.05.2017 15:10:00 | 112.184 | 0.01 | 05.05.2017 17:11:00 | 112.34 | \$ 156.0 |
| 766 | Buy | 05.05.2017 12:34:00 | 112.446 | 0.01 | 05.05.2017 17:11:00 | 112.34 | \$ -106.0 |
| 610 | Buy | 05.05.2017 18:42:00 | 112.264 | 0.01 | 05.05.2017 19:05:00 | 112.286 | \$ 22.0 |
| 708 | Buy | 05.05.2017 18:42:00 | 112.264 | 0.02 | 05.05.2017 19:05:00 | 112.286 | \$ 44.0 |
| 768 | Sell | 05.05.2017 21:31:00 | 112.577 | 0.03 | 05.05.2017 21:32:00 | 112.551 | \$ 78.0 |
| 611 | Sell | 05.05.2017 23:11:00 | 112.673 | 0.01 | 05.05.2017 23:20:00 | 112.652 | \$ 21.0 |
| 709 | Sell | 05.05.2017 23:11:00 | 112.673 | 0.01 | 05.05.2017 23:20:00 | 112.652 | \$ 21.0 |
| 769 | Sell | 05.05.2017 23:11:00 | 112.631 | 0.03 | 05.05.2017 23:25:00 | 112.606 | \$ 75.0 |
| 612 | Sell | 06.05.2017 01:19:00 | 112.707 | 0.01 | 06.05.2017 01:32:00 | 112.686 | \$ 21.0 |
| 710 | Sell | 06.05.2017 01:19:00 | 112.707 | 0.01 | 06.05.2017 01:32:00 | 112.686 | \$ 21.0 |
| 770 | Sell | 06.05.2017 01:19:00 | 112.707 | 0.03 | 06.05.2017 01:32:00 | 112.678 | \$ 87.0 |
| 613 | Sell | 06.05.2017 05:44:00 | 112.705 | 0.01 | 06.05.2017 05:56:00 | 112.682 | \$ 23.0 |
| 712 | Sell | 06.05.2017 05:48:00 | 112.761 | 0.01 | 06.05.2017 05:56:00 | 112.702 | \$ 59.0 |
| 711 | Sell | 06.05.2017 05:44:00 | 112.705 | 0.02 | 06.05.2017 05:56:00 | 112.702 | \$ 6.0 |
| 771 | Sell | 08.05.2017 07:01:00 | 112.875 | 0.03 | 08.05.2017 07:03:00 | 112.848 | \$ 81.0 |
| 614 | Sell | 08.05.2017 09:38:00 | 112.8 | 0.01 | 08.05.2017 09:54:00 | 112.777 | \$ 23.0 |
| 713 | Sell | 08.05.2017 09:38:00 | 112.8 | 0.01 | 08.05.2017 09:54:00 | 112.777 | \$ 23.0 |
| 772 | Sell | 08.05.2017 09:38:00 | 112.8 | 0.03 | 08.05.2017 09:54:00 | 112.771 | \$ 87.0 |

| | | | | | | | |
|-----|------|---------------------|---------|------|---------------------|---------|-------------|
| 615 | Sell | 08.05.2017 14:34:00 | 112.829 | 0.01 | 08.05.2017 14:39:00 | 112.805 | \$ 24.0 |
| 714 | Sell | 08.05.2017 14:34:00 | 112.829 | 0.02 | 08.05.2017 14:39:00 | 112.805 | \$ 48.0 |
| 773 | Sell | 08.05.2017 14:34:00 | 112.829 | 0.05 | 08.05.2017 14:39:00 | 112.801 | \$ 140.0 |
| 774 | Buy | 08.05.2017 18:20:00 | 112.572 | 0.01 | 08.05.2017 18:22:00 | 112.598 | \$ 26.0 |
| 616 | Buy | 08.05.2017 19:11:00 | 112.456 | 0.01 | 08.05.2017 19:24:00 | 112.477 | \$ 21.0 |
| 715 | Buy | 08.05.2017 19:11:00 | 112.456 | 0.01 | 08.05.2017 19:24:00 | 112.477 | \$ 21.0 |
| 775 | Sell | 08.05.2017 23:10:00 | 112.785 | 0.03 | 08.05.2017 23:13:00 | 112.758 | \$ 81.0 |
| 681 | Sell | 09.05.2017 16:11:00 | 113.632 | 0.02 | 09.05.2017 16:23:00 | 113.604 | \$ 56.0 |
| 680 | Sell | 09.05.2017 16:05:00 | 113.617 | 0.02 | 09.05.2017 16:23:00 | 113.604 | \$ 26.0 |
| 682 | Sell | 09.05.2017 21:43:00 | 114.067 | 0.02 | 09.05.2017 21:45:00 | 114.044 | \$ 46.0 |
| 683 | Sell | 09.05.2017 21:50:00 | 114.102 | 0.02 | 09.05.2017 21:51:00 | 114.082 | \$ 40.0 |
| 728 | Sell | 10.05.2017 05:50:00 | 114.027 | 0.02 | 10.05.2017 07:51:00 | 113.708 | \$ 638.0 |
| 727 | Sell | 10.05.2017 03:39:00 | 114.26 | 0.02 | 10.05.2017 07:51:00 | 113.708 | \$ 1104.0 |
| 726 | Sell | 10.05.2017 01:01:00 | 114.173 | 0.02 | 10.05.2017 07:51:00 | 113.708 | \$ 930.0 |
| 725 | Sell | 10.05.2017 00:59:00 | 114.208 | 0.01 | 10.05.2017 07:51:00 | 113.708 | \$ 500.0 |
| 724 | Sell | 09.05.2017 23:19:00 | 114.087 | 0.01 | 10.05.2017 07:51:00 | 113.708 | \$ 369.17 |
| 723 | Sell | 09.05.2017 20:40:00 | 113.82 | 0.01 | 10.05.2017 07:51:00 | 113.708 | \$ 102.17 |
| 722 | Sell | 09.05.2017 18:34:00 | 113.802 | 0.01 | 10.05.2017 07:51:00 | 113.708 | \$ 84.17 |
| 721 | Sell | 09.05.2017 16:43:00 | 113.664 | 0.01 | 10.05.2017 07:51:00 | 113.708 | \$ -53.83 |
| 720 | Sell | 09.05.2017 15:03:00 | 113.384 | 0.01 | 10.05.2017 07:51:00 | 113.708 | \$ -333.83 |
| 719 | Sell | 09.05.2017 14:03:00 | 113.312 | 0.02 | 10.05.2017 07:51:00 | 113.708 | \$ -811.66 |
| 718 | Sell | 09.05.2017 09:28:00 | 113.308 | 0.02 | 10.05.2017 07:51:00 | 113.708 | \$ -819.66 |
| 717 | Sell | 09.05.2017 04:05:00 | 113.093 | 0.01 | 10.05.2017 07:51:00 | 113.708 | \$ -624.83 |
| 716 | Sell | 09.05.2017 01:34:00 | 112.914 | 0.01 | 10.05.2017 07:51:00 | 113.708 | \$ -803.83 |
| 628 | Sell | 10.05.2017 05:50:00 | 114.027 | 0.01 | 10.05.2017 08:53:00 | 113.668 | \$ 359.0 |
| 627 | Sell | 10.05.2017 03:39:00 | 114.26 | 0.01 | 10.05.2017 08:53:00 | 113.668 | \$ 592.0 |
| 626 | Sell | 10.05.2017 00:59:00 | 114.208 | 0.01 | 10.05.2017 08:53:00 | 113.668 | \$ 540.0 |
| 625 | Sell | 09.05.2017 23:19:00 | 114.087 | 0.01 | 10.05.2017 08:53:00 | 113.668 | \$ 409.17 |
| 624 | Sell | 09.05.2017 21:27:00 | 113.973 | 0.01 | 10.05.2017 08:53:00 | 113.668 | \$ 295.17 |
| 623 | Sell | 09.05.2017 19:47:00 | 113.832 | 0.01 | 10.05.2017 08:53:00 | 113.668 | \$ 154.17 |
| 622 | Sell | 09.05.2017 18:07:00 | 113.696 | 0.01 | 10.05.2017 08:53:00 | 113.668 | \$ 18.17 |
| 621 | Sell | 09.05.2017 16:03:00 | 113.562 | 0.01 | 10.05.2017 08:53:00 | 113.668 | \$ -115.83 |
| 620 | Sell | 09.05.2017 14:03:00 | 113.312 | 0.01 | 10.05.2017 08:53:00 | 113.668 | \$ -365.83 |
| 619 | Sell | 09.05.2017 09:28:00 | 113.308 | 0.01 | 10.05.2017 08:53:00 | 113.668 | \$ -369.83 |
| 618 | Sell | 09.05.2017 04:05:00 | 113.093 | 0.01 | 10.05.2017 08:53:00 | 113.668 | \$ -584.83 |
| 617 | Sell | 09.05.2017 01:34:00 | 112.914 | 0.01 | 10.05.2017 08:53:00 | 113.668 | \$ -763.83 |
| 787 | Sell | 10.05.2017 03:39:00 | 114.26 | 0.05 | 10.05.2017 08:53:00 | 113.658 | \$ 3010.0 |
| 786 | Sell | 10.05.2017 01:01:00 | 114.173 | 0.05 | 10.05.2017 08:53:00 | 113.658 | \$ 2575.0 |
| 785 | Sell | 10.05.2017 00:59:00 | 114.208 | 0.03 | 10.05.2017 08:53:00 | 113.658 | \$ 1650.0 |
| 784 | Sell | 09.05.2017 23:19:00 | 114.087 | 0.03 | 10.05.2017 08:53:00 | 113.658 | \$ 1257.51 |
| 783 | Sell | 09.05.2017 20:40:00 | 113.82 | 0.03 | 10.05.2017 08:53:00 | 113.658 | \$ 456.51 |
| 782 | Sell | 09.05.2017 18:34:00 | 113.802 | 0.03 | 10.05.2017 08:53:00 | 113.658 | \$ 402.51 |
| 781 | Sell | 09.05.2017 16:43:00 | 113.664 | 0.03 | 10.05.2017 08:53:00 | 113.658 | \$ -11.49 |
| 780 | Sell | 09.05.2017 15:03:00 | 113.384 | 0.03 | 10.05.2017 08:53:00 | 113.658 | \$ -851.49 |
| 779 | Sell | 09.05.2017 14:03:00 | 113.312 | 0.05 | 10.05.2017 08:53:00 | 113.658 | \$ -1779.15 |
| 778 | Sell | 09.05.2017 09:28:00 | 113.308 | 0.05 | 10.05.2017 08:53:00 | 113.658 | \$ -1799.15 |
| 777 | Sell | 09.05.2017 04:05:00 | 113.093 | 0.03 | 10.05.2017 08:53:00 | 113.658 | \$ -1724.49 |
| 776 | Sell | 09.05.2017 01:34:00 | 112.914 | 0.03 | 10.05.2017 08:53:00 | 113.658 | \$ -2261.49 |
| 788 | Buy | 10.05.2017 08:42:00 | 113.714 | 0.01 | 10.05.2017 09:01:00 | 113.74 | \$ 26.0 |
| 790 | Buy | 10.05.2017 13:13:00 | 113.706 | 0.01 | 10.05.2017 13:37:00 | 113.777 | \$ 71.0 |
| 789 | Buy | 10.05.2017 11:33:00 | 113.796 | 0.01 | 10.05.2017 13:37:00 | 113.777 | \$ -19.0 |
| 791 | Sell | 10.05.2017 15:59:00 | 114.038 | 0.03 | 10.05.2017 16:12:00 | 114.012 | \$ 78.0 |
| 792 | Buy | 10.05.2017 19:51:00 | 113.777 | 0.01 | 10.05.2017 20:29:00 | 113.804 | \$ 27.0 |
| 794 | Buy | 10.05.2017 22:07:00 | 113.825 | 0.03 | 10.05.2017 22:18:00 | 113.844 | \$ 57.0 |
| 793 | Buy | 10.05.2017 22:05:00 | 113.798 | 0.01 | 10.05.2017 22:18:00 | 113.844 | \$ 46.0 |
| 795 | Sell | 10.05.2017 23:13:00 | 113.951 | 0.03 | 10.05.2017 23:16:00 | 113.922 | \$ 87.0 |
| 629 | Sell | 11.05.2017 00:15:00 | 114.115 | 0.01 | 11.05.2017 00:36:00 | 114.094 | \$ 21.0 |
| 729 | Sell | 11.05.2017 00:15:00 | 114.115 | 0.01 | 11.05.2017 00:36:00 | 114.094 | \$ 21.0 |
| 630 | Sell | 11.05.2017 01:55:00 | 114.102 | 0.01 | 11.05.2017 01:57:00 | 114.081 | \$ 21.0 |
| 730 | Sell | 11.05.2017 01:55:00 | 114.102 | 0.01 | 11.05.2017 01:57:00 | 114.081 | \$ 21.0 |

| | | | | | | | |
|-----|------|---------------------|---------|------|---------------------|---------|-----------|
| 796 | Sell | 11.05.2017 01:50:00 | 114.095 | 0.03 | 11.05.2017 02:00:00 | 114.067 | \$ 84.0 |
| 684 | Sell | 11.05.2017 02:32:00 | 114.336 | 0.02 | 11.05.2017 02:32:00 | 114.302 | \$ 68.0 |
| 685 | Sell | 11.05.2017 02:37:00 | 114.321 | 0.02 | 11.05.2017 02:38:00 | 114.3 | \$ 42.0 |
| 686 | Sell | 11.05.2017 02:42:00 | 114.297 | 0.02 | 11.05.2017 02:42:00 | 114.274 | \$ 46.0 |
| 631 | Sell | 11.05.2017 06:09:00 | 114.32 | 0.01 | 11.05.2017 06:49:00 | 114.299 | \$ 21.0 |
| 732 | Sell | 11.05.2017 06:13:00 | 114.311 | 0.02 | 11.05.2017 06:53:00 | 114.293 | \$ 36.0 |
| 731 | Sell | 11.05.2017 06:09:00 | 114.319 | 0.01 | 11.05.2017 06:53:00 | 114.293 | \$ 26.0 |
| 798 | Sell | 11.05.2017 06:13:00 | 114.311 | 0.05 | 11.05.2017 06:53:00 | 114.287 | \$ 120.0 |
| 797 | Sell | 11.05.2017 06:09:00 | 114.319 | 0.03 | 11.05.2017 06:53:00 | 114.287 | \$ 96.0 |
| 632 | Sell | 11.05.2017 08:45:00 | 114.36 | 0.01 | 11.05.2017 08:53:00 | 114.339 | \$ 21.0 |
| 733 | Sell | 11.05.2017 08:45:00 | 114.36 | 0.02 | 11.05.2017 08:53:00 | 114.339 | \$ 42.0 |
| 799 | Sell | 11.05.2017 08:45:00 | 114.36 | 0.05 | 11.05.2017 08:53:00 | 114.334 | \$ 130.0 |
| 800 | Buy | 11.05.2017 19:31:00 | 114.06 | 0.01 | 11.05.2017 20:05:00 | 114.087 | \$ 27.0 |
| 633 | Buy | 11.05.2017 20:46:00 | 113.91 | 0.01 | 11.05.2017 21:16:00 | 113.932 | \$ 22.0 |
| 734 | Buy | 11.05.2017 20:46:00 | 113.91 | 0.01 | 11.05.2017 21:16:00 | 113.932 | \$ 22.0 |
| 634 | Buy | 11.05.2017 22:30:00 | 113.942 | 0.01 | 12.05.2017 02:43:00 | 113.963 | \$ 24.97 |
| 735 | Buy | 11.05.2017 22:30:00 | 113.942 | 0.01 | 12.05.2017 02:43:00 | 113.963 | \$ 24.97 |
| 801 | Buy | 11.05.2017 22:30:00 | 113.942 | 0.01 | 12.05.2017 02:49:00 | 113.971 | \$ 32.97 |
| 635 | Buy | 12.05.2017 04:23:00 | 113.852 | 0.01 | 12.05.2017 05:24:00 | 113.873 | \$ 21.0 |
| 736 | Buy | 12.05.2017 04:23:00 | 113.852 | 0.02 | 12.05.2017 05:24:00 | 113.873 | \$ 42.0 |
| 636 | Buy | 12.05.2017 07:45:00 | 113.785 | 0.01 | 12.05.2017 08:45:00 | 113.805 | \$ 20.0 |
| 738 | Buy | 12.05.2017 07:45:00 | 113.793 | 0.02 | 12.05.2017 08:45:00 | 113.81 | \$ 34.0 |
| 737 | Buy | 12.05.2017 07:45:00 | 113.783 | 0.01 | 12.05.2017 08:45:00 | 113.81 | \$ 27.0 |
| 803 | Buy | 12.05.2017 07:45:00 | 113.793 | 0.03 | 12.05.2017 08:45:00 | 113.818 | \$ 75.0 |
| 802 | Buy | 12.05.2017 07:45:00 | 113.783 | 0.01 | 12.05.2017 08:45:00 | 113.818 | \$ 35.0 |
| 804 | Buy | 12.05.2017 10:44:00 | 113.78 | 0.03 | 12.05.2017 10:49:00 | 113.806 | \$ 78.0 |
| 637 | Buy | 12.05.2017 11:10:00 | 113.717 | 0.01 | 12.05.2017 13:08:00 | 113.738 | \$ 21.0 |
| 739 | Buy | 12.05.2017 11:10:00 | 113.717 | 0.01 | 12.05.2017 13:08:00 | 113.738 | \$ 21.0 |
| 638 | Buy | 12.05.2017 13:56:00 | 113.681 | 0.01 | 12.05.2017 14:18:00 | 113.703 | \$ 22.0 |
| 740 | Buy | 12.05.2017 13:56:00 | 113.681 | 0.01 | 12.05.2017 14:18:00 | 113.703 | \$ 22.0 |
| 806 | Buy | 12.05.2017 13:56:00 | 113.681 | 0.01 | 12.05.2017 14:32:00 | 113.743 | \$ 62.0 |
| 805 | Buy | 12.05.2017 11:01:00 | 113.754 | 0.01 | 12.05.2017 14:32:00 | 113.743 | \$ -11.0 |
| 807 | Buy | 12.05.2017 15:30:00 | 113.7 | 0.03 | 12.05.2017 15:34:00 | 113.728 | \$ 84.0 |
| 639 | Buy | 12.05.2017 16:38:00 | 113.625 | 0.01 | 12.05.2017 17:13:00 | 113.647 | \$ 22.0 |
| 741 | Buy | 12.05.2017 16:38:00 | 113.625 | 0.01 | 12.05.2017 17:13:00 | 113.647 | \$ 22.0 |
| 808 | Buy | 12.05.2017 16:38:00 | 113.648 | 0.01 | 12.05.2017 17:21:00 | 113.674 | \$ 26.0 |
| 809 | Buy | 12.05.2017 21:42:00 | 113.427 | 0.01 | 12.05.2017 21:46:00 | 113.453 | \$ 26.0 |
| 640 | Buy | 12.05.2017 21:41:00 | 113.44 | 0.01 | 12.05.2017 21:47:00 | 113.462 | \$ 22.0 |
| 742 | Buy | 12.05.2017 21:41:00 | 113.44 | 0.01 | 12.05.2017 21:47:00 | 113.462 | \$ 22.0 |
| 641 | Buy | 12.05.2017 23:31:00 | 113.363 | 0.01 | 13.05.2017 00:34:00 | 113.385 | \$ 22.0 |
| 743 | Buy | 12.05.2017 23:31:00 | 113.363 | 0.01 | 13.05.2017 00:34:00 | 113.385 | \$ 22.0 |
| 810 | Buy | 12.05.2017 23:31:00 | 113.363 | 0.01 | 13.05.2017 00:34:00 | 113.389 | \$ 26.0 |
| 811 | Buy | 15.05.2017 07:05:00 | 113.227 | 0.01 | 15.05.2017 07:12:00 | 113.255 | \$ 28.0 |
| 643 | Buy | 15.05.2017 07:05:00 | 113.227 | 0.01 | 15.05.2017 08:00:00 | 113.312 | \$ 85.0 |
| 642 | Buy | 13.05.2017 04:15:00 | 113.352 | 0.01 | 15.05.2017 08:00:00 | 113.312 | \$ -36.03 |
| 746 | Buy | 15.05.2017 07:12:00 | 113.282 | 0.02 | 15.05.2017 08:00:00 | 113.319 | \$ 74.0 |
| 745 | Buy | 15.05.2017 07:05:00 | 113.227 | 0.01 | 15.05.2017 08:00:00 | 113.319 | \$ 92.0 |
| 744 | Buy | 13.05.2017 04:15:00 | 113.352 | 0.02 | 15.05.2017 08:00:00 | 113.319 | \$ -58.06 |
| 812 | Buy | 15.05.2017 07:12:00 | 113.282 | 0.03 | 15.05.2017 08:00:00 | 113.307 | \$ 75.0 |
| 644 | Buy | 15.05.2017 08:47:00 | 113.251 | 0.01 | 15.05.2017 08:53:00 | 113.272 | \$ 21.0 |
| 747 | Buy | 15.05.2017 08:47:00 | 113.246 | 0.01 | 15.05.2017 08:53:00 | 113.267 | \$ 21.0 |
| 813 | Buy | 15.05.2017 08:47:00 | 113.246 | 0.01 | 15.05.2017 08:53:00 | 113.272 | \$ 26.0 |
| 645 | Sell | 15.05.2017 16:37:00 | 113.69 | 0.01 | 15.05.2017 16:57:00 | 113.667 | \$ 23.0 |
| 748 | Sell | 15.05.2017 16:37:00 | 113.69 | 0.01 | 15.05.2017 16:57:00 | 113.667 | \$ 23.0 |
| 814 | Sell | 15.05.2017 15:56:00 | 113.59 | 0.03 | 15.05.2017 18:09:00 | 113.565 | \$ 75.0 |
| 815 | Buy | 15.05.2017 21:36:00 | 113.316 | 0.01 | 15.05.2017 21:42:00 | 113.342 | \$ 26.0 |
| 816 | Sell | 15.05.2017 23:46:00 | 113.589 | 0.03 | 16.05.2017 00:44:00 | 113.563 | \$ 48.51 |
| 646 | Sell | 16.05.2017 02:14:00 | 113.691 | 0.01 | 16.05.2017 02:21:00 | 113.669 | \$ 22.0 |
| 749 | Sell | 16.05.2017 02:14:00 | 113.691 | 0.01 | 16.05.2017 02:21:00 | 113.669 | \$ 22.0 |
| 647 | Sell | 16.05.2017 04:50:00 | 113.781 | 0.01 | 16.05.2017 05:00:00 | 113.757 | \$ 24.0 |

| | | | | | | | |
|-----|------|---------------------|---------|------|---------------------|---------|------------|
| 750 | Sell | 16.05.2017 04:50:00 | 113.781 | 0.01 | 16.05.2017 05:00:00 | 113.757 | \$ 24.0 |
| 818 | Sell | 16.05.2017 04:50:00 | 113.781 | 0.03 | 16.05.2017 06:09:00 | 113.69 | \$ 273.0 |
| 817 | Sell | 16.05.2017 02:12:00 | 113.649 | 0.03 | 16.05.2017 06:09:00 | 113.69 | \$ -123.0 |
| 819 | Sell | 16.05.2017 09:32:00 | 113.762 | 0.03 | 16.05.2017 09:43:00 | 113.736 | \$ 78.0 |
| 820 | Buy | 16.05.2017 11:28:00 | 113.458 | 0.01 | 16.05.2017 12:20:00 | 113.483 | \$ 25.0 |
| 821 | Buy | 16.05.2017 14:45:00 | 113.462 | 0.01 | 16.05.2017 14:50:00 | 113.488 | \$ 26.0 |
| 648 | Buy | 16.05.2017 15:06:00 | 113.392 | 0.01 | 16.05.2017 16:36:00 | 113.413 | \$ 21.0 |
| 751 | Buy | 16.05.2017 15:06:00 | 113.392 | 0.01 | 16.05.2017 16:36:00 | 113.413 | \$ 21.0 |
| 822 | Sell | 16.05.2017 20:01:00 | 113.652 | 0.03 | 16.05.2017 21:30:00 | 113.625 | \$ 81.0 |
| 823 | Buy | 16.05.2017 22:00:00 | 113.452 | 0.01 | 16.05.2017 22:15:00 | 113.477 | \$ 25.0 |
| 824 | Buy | 16.05.2017 23:40:00 | 113.16 | 0.01 | 17.05.2017 00:48:00 | 113.185 | \$ 28.97 |
| 649 | Buy | 16.05.2017 23:35:00 | 113.236 | 0.01 | 17.05.2017 00:50:00 | 113.258 | \$ 25.97 |
| 752 | Buy | 16.05.2017 23:35:00 | 113.236 | 0.01 | 17.05.2017 00:50:00 | 113.258 | \$ 25.97 |
| 687 | Buy | 17.05.2017 09:07:00 | 112.553 | 0.02 | 17.05.2017 09:12:00 | 112.575 | \$ 44.0 |
| 688 | Buy | 17.05.2017 11:49:00 | 112.442 | 0.02 | 17.05.2017 11:50:00 | 112.465 | \$ 46.0 |
| 696 | Buy | 17.05.2017 22:35:00 | 111.789 | 0.02 | 17.05.2017 22:35:00 | 111.83 | \$ 82.0 |
| 695 | Buy | 17.05.2017 22:30:00 | 111.74 | 0.02 | 17.05.2017 22:35:00 | 111.83 | \$ 180.0 |
| 694 | Buy | 17.05.2017 22:25:00 | 111.633 | 0.01 | 17.05.2017 22:35:00 | 111.83 | \$ 197.0 |
| 693 | Buy | 17.05.2017 22:20:00 | 111.734 | 0.02 | 17.05.2017 22:35:00 | 111.83 | \$ 192.0 |
| 692 | Buy | 17.05.2017 22:15:00 | 111.787 | 0.02 | 17.05.2017 22:35:00 | 111.83 | \$ 86.0 |
| 691 | Buy | 17.05.2017 22:10:00 | 111.86 | 0.02 | 17.05.2017 22:35:00 | 111.83 | \$ -60.0 |
| 690 | Buy | 17.05.2017 22:05:00 | 111.861 | 0.02 | 17.05.2017 22:35:00 | 111.83 | \$ -62.0 |
| 689 | Buy | 17.05.2017 22:00:00 | 111.968 | 0.02 | 17.05.2017 22:35:00 | 111.83 | \$ -276.0 |
| 697 | Buy | 17.05.2017 22:40:00 | 111.784 | 0.02 | 17.05.2017 22:41:00 | 111.805 | \$ 42.0 |
| 706 | Buy | 17.05.2017 23:28:00 | 111.475 | 0.01 | 17.05.2017 23:41:00 | 111.577 | \$ 102.0 |
| 705 | Buy | 17.05.2017 23:22:00 | 111.498 | 0.02 | 17.05.2017 23:41:00 | 111.577 | \$ 158.0 |
| 704 | Buy | 17.05.2017 23:15:00 | 111.479 | 0.02 | 17.05.2017 23:41:00 | 111.577 | \$ 196.0 |
| 703 | Buy | 17.05.2017 23:10:00 | 111.546 | 0.02 | 17.05.2017 23:41:00 | 111.577 | \$ 62.0 |
| 702 | Buy | 17.05.2017 23:05:00 | 111.507 | 0.02 | 17.05.2017 23:41:00 | 111.577 | \$ 140.0 |
| 701 | Buy | 17.05.2017 23:00:00 | 111.455 | 0.02 | 17.05.2017 23:41:00 | 111.577 | \$ 244.0 |
| 700 | Buy | 17.05.2017 22:55:00 | 111.605 | 0.02 | 17.05.2017 23:41:00 | 111.577 | \$ -56.0 |
| 699 | Buy | 17.05.2017 22:50:00 | 111.656 | 0.02 | 17.05.2017 23:41:00 | 111.577 | \$ -158.0 |
| 698 | Buy | 17.05.2017 22:45:00 | 111.717 | 0.02 | 17.05.2017 23:41:00 | 111.577 | \$ -280.0 |
| 710 | Buy | 18.05.2017 00:10:00 | 111.266 | 0.02 | 18.05.2017 00:11:00 | 111.322 | \$ 112.0 |
| 709 | Buy | 18.05.2017 00:05:00 | 111.265 | 0.02 | 18.05.2017 00:11:00 | 111.322 | \$ 114.0 |
| 708 | Buy | 18.05.2017 00:00:00 | 111.297 | 0.02 | 18.05.2017 00:11:00 | 111.322 | \$ 50.0 |
| 707 | Buy | 17.05.2017 23:55:00 | 111.378 | 0.02 | 18.05.2017 00:11:00 | 111.322 | \$ -88.18 |
| 716 | Buy | 18.05.2017 02:58:00 | 111.052 | 0.02 | 18.05.2017 03:06:00 | 111.113 | \$ 122.0 |
| 715 | Buy | 18.05.2017 02:45:00 | 111.072 | 0.02 | 18.05.2017 03:06:00 | 111.113 | \$ 82.0 |
| 714 | Buy | 18.05.2017 02:40:00 | 111.064 | 0.02 | 18.05.2017 03:06:00 | 111.113 | \$ 98.0 |
| 713 | Buy | 18.05.2017 02:35:00 | 111.103 | 0.02 | 18.05.2017 03:06:00 | 111.113 | \$ 20.0 |
| 712 | Buy | 18.05.2017 02:30:00 | 111.122 | 0.02 | 18.05.2017 03:06:00 | 111.113 | \$ -18.0 |
| 711 | Buy | 18.05.2017 02:25:00 | 111.14 | 0.02 | 18.05.2017 03:06:00 | 111.113 | \$ -54.0 |
| 719 | Buy | 18.05.2017 03:28:00 | 110.939 | 0.02 | 18.05.2017 03:30:00 | 110.99 | \$ 102.0 |
| 718 | Buy | 18.05.2017 03:21:00 | 110.965 | 0.02 | 18.05.2017 03:30:00 | 110.99 | \$ 50.0 |
| 717 | Buy | 18.05.2017 03:16:00 | 110.991 | 0.02 | 18.05.2017 03:30:00 | 110.99 | \$ -2.0 |
| 722 | Buy | 18.05.2017 06:15:00 | 110.719 | 0.02 | 18.05.2017 06:16:00 | 110.769 | \$ 100.0 |
| 721 | Buy | 18.05.2017 06:10:00 | 110.74 | 0.02 | 18.05.2017 06:16:00 | 110.769 | \$ 58.0 |
| 720 | Buy | 18.05.2017 06:05:00 | 110.778 | 0.02 | 18.05.2017 06:16:00 | 110.769 | \$ -18.0 |
| 726 | Buy | 18.05.2017 06:52:00 | 110.627 | 0.02 | 18.05.2017 06:55:00 | 110.672 | \$ 90.0 |
| 725 | Buy | 18.05.2017 06:47:00 | 110.608 | 0.02 | 18.05.2017 06:55:00 | 110.672 | \$ 128.0 |
| 724 | Buy | 18.05.2017 06:42:00 | 110.674 | 0.02 | 18.05.2017 06:55:00 | 110.672 | \$ -4.0 |
| 723 | Buy | 18.05.2017 06:37:00 | 110.695 | 0.02 | 18.05.2017 06:55:00 | 110.672 | \$ -46.0 |
| 729 | Buy | 18.05.2017 10:15:00 | 110.833 | 0.02 | 18.05.2017 10:18:00 | 110.894 | \$ 122.0 |
| 728 | Buy | 18.05.2017 10:10:00 | 110.885 | 0.02 | 18.05.2017 10:18:00 | 110.894 | \$ 18.0 |
| 727 | Buy | 18.05.2017 10:05:00 | 110.893 | 0.02 | 18.05.2017 10:18:00 | 110.894 | \$ 2.0 |
| 730 | Buy | 18.05.2017 19:00:00 | 110.342 | 0.02 | 18.05.2017 19:00:00 | 110.363 | \$ 42.0 |
| 731 | Buy | 18.05.2017 19:05:00 | 110.411 | 0.02 | 18.05.2017 19:06:00 | 110.432 | \$ 42.0 |
| 667 | Buy | 19.05.2017 01:02:00 | 110.769 | 0.01 | 19.05.2017 02:55:00 | 111.661 | \$ 892.0 |
| 666 | Buy | 18.05.2017 21:20:00 | 110.526 | 0.01 | 19.05.2017 02:55:00 | 111.661 | \$ 1138.97 |

| | | | | | | | |
|-----|------|---------------------|---------|------|---------------------|---------|-------------|
| 665 | Buy | 18.05.2017 18:25:00 | 110.598 | 0.01 | 19.05.2017 02:55:00 | 111.661 | \$ 1066.97 |
| 664 | Buy | 18.05.2017 16:45:00 | 110.986 | 0.01 | 19.05.2017 02:55:00 | 111.661 | \$ 678.97 |
| 663 | Buy | 18.05.2017 12:16:00 | 110.99 | 0.01 | 19.05.2017 02:55:00 | 111.661 | \$ 674.97 |
| 662 | Buy | 18.05.2017 09:45:00 | 111.038 | 0.01 | 19.05.2017 02:55:00 | 111.661 | \$ 626.97 |
| 661 | Buy | 18.05.2017 06:34:00 | 110.746 | 0.01 | 19.05.2017 02:55:00 | 111.661 | \$ 918.97 |
| 660 | Buy | 18.05.2017 04:42:00 | 111.02 | 0.01 | 19.05.2017 02:55:00 | 111.661 | \$ 644.97 |
| 659 | Buy | 18.05.2017 02:45:00 | 111.072 | 0.01 | 19.05.2017 02:55:00 | 111.661 | \$ 592.97 |
| 658 | Buy | 18.05.2017 01:05:00 | 111.397 | 0.01 | 19.05.2017 02:55:00 | 111.661 | \$ 267.97 |
| 657 | Buy | 17.05.2017 22:46:00 | 111.72 | 0.01 | 19.05.2017 02:55:00 | 111.661 | \$ -43.12 |
| 656 | Buy | 17.05.2017 20:50:00 | 112.371 | 0.01 | 19.05.2017 02:55:00 | 111.661 | \$ -694.12 |
| 655 | Buy | 17.05.2017 18:36:00 | 112.404 | 0.01 | 19.05.2017 02:55:00 | 111.661 | \$ -727.12 |
| 654 | Buy | 17.05.2017 14:35:00 | 112.435 | 0.01 | 19.05.2017 02:55:00 | 111.661 | \$ -758.12 |
| 653 | Buy | 17.05.2017 11:18:00 | 112.599 | 0.01 | 19.05.2017 02:55:00 | 111.661 | \$ -922.12 |
| 652 | Buy | 17.05.2017 09:04:00 | 112.614 | 0.01 | 19.05.2017 02:55:00 | 111.661 | \$ -937.12 |
| 651 | Buy | 17.05.2017 07:20:00 | 113.03 | 0.01 | 19.05.2017 02:55:00 | 111.661 | \$ -1353.12 |
| 650 | Buy | 17.05.2017 02:56:00 | 113.193 | 0.01 | 19.05.2017 02:55:00 | 111.661 | \$ -1516.12 |
| 778 | Buy | 19.05.2017 01:02:00 | 110.748 | 0.01 | 19.05.2017 02:55:00 | 111.587 | \$ 839.0 |
| 777 | Buy | 19.05.2017 01:02:00 | 110.769 | 0.02 | 19.05.2017 02:55:00 | 111.587 | \$ 1636.0 |
| 776 | Buy | 18.05.2017 21:20:00 | 110.491 | 0.01 | 19.05.2017 02:55:00 | 111.587 | \$ 1099.97 |
| 775 | Buy | 18.05.2017 21:20:00 | 110.526 | 0.02 | 19.05.2017 02:55:00 | 111.587 | \$ 2129.94 |
| 774 | Buy | 18.05.2017 18:40:00 | 110.408 | 0.01 | 19.05.2017 02:55:00 | 111.587 | \$ 1182.97 |
| 773 | Buy | 18.05.2017 17:00:00 | 110.936 | 0.01 | 19.05.2017 02:55:00 | 111.587 | \$ 654.97 |
| 772 | Buy | 18.05.2017 16:45:00 | 110.986 | 0.02 | 19.05.2017 02:55:00 | 111.587 | \$ 1209.94 |
| 771 | Buy | 18.05.2017 12:16:00 | 110.99 | 0.02 | 19.05.2017 02:55:00 | 111.587 | \$ 1201.94 |
| 770 | Buy | 18.05.2017 09:45:00 | 111.038 | 0.02 | 19.05.2017 02:55:00 | 111.587 | \$ 1105.94 |
| 769 | Buy | 18.05.2017 06:34:00 | 110.746 | 0.01 | 19.05.2017 02:55:00 | 111.587 | \$ 844.97 |
| 768 | Buy | 18.05.2017 05:28:00 | 110.971 | 0.02 | 19.05.2017 02:55:00 | 111.587 | \$ 1239.94 |
| 767 | Buy | 18.05.2017 04:42:00 | 111.02 | 0.01 | 19.05.2017 02:55:00 | 111.587 | \$ 570.97 |
| 766 | Buy | 18.05.2017 02:45:00 | 111.072 | 0.01 | 19.05.2017 02:55:00 | 111.587 | \$ 518.97 |
| 765 | Buy | 18.05.2017 02:10:00 | 111.329 | 0.02 | 19.05.2017 02:55:00 | 111.587 | \$ 523.94 |
| 764 | Buy | 18.05.2017 01:05:00 | 111.397 | 0.01 | 19.05.2017 02:55:00 | 111.587 | \$ 193.97 |
| 763 | Buy | 17.05.2017 22:56:00 | 111.542 | 0.01 | 19.05.2017 02:55:00 | 111.587 | \$ 60.88 |
| 762 | Buy | 17.05.2017 21:16:00 | 112.262 | 0.01 | 19.05.2017 02:55:00 | 111.587 | \$ -659.12 |
| 761 | Buy | 17.05.2017 20:50:00 | 112.371 | 0.02 | 19.05.2017 02:55:00 | 111.587 | \$ -1536.24 |
| 760 | Buy | 17.05.2017 19:20:00 | 112.252 | 0.01 | 19.05.2017 02:55:00 | 111.587 | \$ -649.12 |
| 759 | Buy | 17.05.2017 18:36:00 | 112.404 | 0.02 | 19.05.2017 02:55:00 | 111.587 | \$ -1602.24 |
| 758 | Buy | 17.05.2017 14:35:00 | 112.435 | 0.02 | 19.05.2017 02:55:00 | 111.587 | \$ -1664.24 |
| 757 | Buy | 17.05.2017 11:18:00 | 112.599 | 0.01 | 19.05.2017 02:55:00 | 111.587 | \$ -996.12 |
| 756 | Buy | 17.05.2017 09:38:00 | 112.541 | 0.01 | 19.05.2017 02:55:00 | 111.587 | \$ -938.12 |
| 755 | Buy | 17.05.2017 07:36:00 | 112.971 | 0.01 | 19.05.2017 02:55:00 | 111.587 | \$ -1368.12 |
| 754 | Buy | 17.05.2017 07:20:00 | 113.03 | 0.02 | 19.05.2017 02:55:00 | 111.587 | \$ -2854.24 |
| 753 | Buy | 17.05.2017 02:56:00 | 113.193 | 0.01 | 19.05.2017 02:55:00 | 111.587 | \$ -1590.12 |
| 669 | Sell | 19.05.2017 05:34:00 | 111.498 | 0.01 | 19.05.2017 08:13:00 | 111.412 | \$ 86.0 |
| 668 | Sell | 19.05.2017 02:54:00 | 111.371 | 0.01 | 19.05.2017 08:13:00 | 111.412 | \$ -41.0 |
| 780 | Sell | 19.05.2017 05:34:00 | 111.498 | 0.01 | 19.05.2017 08:13:00 | 111.412 | \$ 86.0 |
| 779 | Sell | 19.05.2017 02:54:00 | 111.371 | 0.01 | 19.05.2017 08:13:00 | 111.412 | \$ -41.0 |
| 848 | Sell | 19.05.2017 06:38:00 | 111.596 | 0.03 | 19.05.2017 08:34:00 | 111.387 | \$ 627.0 |
| 847 | Sell | 19.05.2017 04:13:00 | 111.55 | 0.03 | 19.05.2017 08:34:00 | 111.387 | \$ 489.0 |
| 846 | Sell | 19.05.2017 02:33:00 | 111.093 | 0.03 | 19.05.2017 08:34:00 | 111.387 | \$ -882.0 |
| 670 | Sell | 19.05.2017 14:20:00 | 111.47 | 0.01 | 19.05.2017 14:23:00 | 111.449 | \$ 21.0 |
| 781 | Sell | 19.05.2017 14:20:00 | 111.47 | 0.01 | 19.05.2017 14:23:00 | 111.449 | \$ 21.0 |
| 849 | Sell | 19.05.2017 14:04:00 | 111.391 | 0.03 | 19.05.2017 15:00:00 | 111.365 | \$ 78.0 |
| 671 | Sell | 19.05.2017 16:57:00 | 111.499 | 0.01 | 19.05.2017 17:00:00 | 111.476 | \$ 23.0 |
| 782 | Sell | 19.05.2017 16:57:00 | 111.499 | 0.01 | 19.05.2017 17:00:00 | 111.476 | \$ 23.0 |
| 852 | Sell | 19.05.2017 18:18:00 | 111.546 | 0.03 | 19.05.2017 19:21:00 | 111.4 | \$ 438.0 |
| 851 | Sell | 19.05.2017 16:17:00 | 111.402 | 0.03 | 19.05.2017 19:21:00 | 111.4 | \$ 6.0 |
| 850 | Sell | 19.05.2017 16:15:00 | 111.37 | 0.05 | 19.05.2017 19:21:00 | 111.4 | \$ -150.0 |
| 672 | Sell | 19.05.2017 23:10:00 | 111.611 | 0.01 | 19.05.2017 23:12:00 | 111.591 | \$ 20.0 |
| 783 | Sell | 19.05.2017 23:10:00 | 111.611 | 0.01 | 19.05.2017 23:12:00 | 111.591 | \$ 20.0 |
| 854 | Sell | 19.05.2017 23:00:00 | 111.473 | 0.03 | 19.05.2017 23:42:00 | 111.446 | \$ 81.0 |

| | | | | | | | |
|-----|------|---------------------|---------|------|---------------------|---------|-------------|
| 673 | Buy | 22.05.2017 07:13:00 | 111.178 | 0.01 | 22.05.2017 07:21:00 | 111.199 | \$ 21.0 |
| 784 | Buy | 22.05.2017 07:13:00 | 111.178 | 0.01 | 22.05.2017 07:21:00 | 111.199 | \$ 21.0 |
| 857 | Sell | 22.05.2017 10:07:00 | 111.56 | 0.03 | 22.05.2017 10:29:00 | 111.534 | \$ 78.0 |
| 674 | Sell | 22.05.2017 13:02:00 | 111.55 | 0.01 | 22.05.2017 13:56:00 | 111.526 | \$ 24.0 |
| 785 | Sell | 22.05.2017 13:02:00 | 111.55 | 0.01 | 22.05.2017 13:56:00 | 111.526 | \$ 24.0 |
| 858 | Sell | 22.05.2017 13:00:00 | 111.541 | 0.03 | 22.05.2017 13:56:00 | 111.512 | \$ 87.0 |
| 860 | Sell | 22.05.2017 18:06:00 | 111.477 | 0.03 | 22.05.2017 18:18:00 | 111.452 | \$ 75.0 |
| 675 | Buy | 22.05.2017 22:56:00 | 111.15 | 0.01 | 22.05.2017 22:59:00 | 111.173 | \$ 23.0 |
| 786 | Buy | 22.05.2017 22:56:00 | 111.15 | 0.01 | 22.05.2017 22:59:00 | 111.173 | \$ 23.0 |
| 676 | Buy | 23.05.2017 02:36:00 | 111.112 | 0.01 | 23.05.2017 03:08:00 | 111.132 | \$ 20.0 |
| 787 | Buy | 23.05.2017 02:36:00 | 111.112 | 0.01 | 23.05.2017 03:08:00 | 111.132 | \$ 20.0 |
| 677 | Buy | 23.05.2017 08:31:00 | 111.001 | 0.01 | 23.05.2017 09:04:00 | 111.022 | \$ 21.0 |
| 788 | Buy | 23.05.2017 08:31:00 | 111.001 | 0.01 | 23.05.2017 09:04:00 | 111.022 | \$ 21.0 |
| 678 | Buy | 23.05.2017 10:35:00 | 111.035 | 0.01 | 23.05.2017 10:40:00 | 111.057 | \$ 22.0 |
| 789 | Buy | 23.05.2017 10:35:00 | 111.035 | 0.01 | 23.05.2017 10:40:00 | 111.057 | \$ 22.0 |
| 679 | Buy | 23.05.2017 15:42:00 | 110.971 | 0.01 | 23.05.2017 15:55:00 | 110.992 | \$ 21.0 |
| 790 | Buy | 23.05.2017 15:42:00 | 110.971 | 0.01 | 23.05.2017 15:55:00 | 110.992 | \$ 21.0 |
| 866 | Sell | 23.05.2017 17:09:00 | 111.309 | 0.03 | 23.05.2017 17:14:00 | 111.281 | \$ 84.0 |
| 867 | Sell | 23.05.2017 19:35:00 | 111.246 | 0.03 | 23.05.2017 20:37:00 | 111.217 | \$ 87.0 |
| 868 | Sell | 23.05.2017 22:01:00 | 111.25 | 0.03 | 23.05.2017 22:11:00 | 111.223 | \$ 81.0 |
| 680 | Sell | 24.05.2017 00:43:00 | 111.56 | 0.01 | 24.05.2017 00:46:00 | 111.536 | \$ 24.0 |
| 791 | Sell | 24.05.2017 00:43:00 | 111.56 | 0.01 | 24.05.2017 00:46:00 | 111.536 | \$ 24.0 |
| 869 | Buy | 23.05.2017 23:01:00 | 111.026 | 0.01 | 24.05.2017 00:56:00 | 111.662 | \$ 639.97 |
| 865 | Buy | 23.05.2017 15:42:00 | 110.971 | 0.01 | 24.05.2017 00:56:00 | 111.662 | \$ 694.97 |
| 864 | Buy | 23.05.2017 10:35:00 | 111.035 | 0.01 | 24.05.2017 00:56:00 | 111.662 | \$ 630.97 |
| 863 | Buy | 23.05.2017 08:21:00 | 111.064 | 0.01 | 24.05.2017 00:56:00 | 111.662 | \$ 601.97 |
| 862 | Buy | 23.05.2017 02:36:00 | 111.112 | 0.01 | 24.05.2017 00:56:00 | 111.662 | \$ 553.97 |
| 861 | Buy | 22.05.2017 22:52:00 | 111.236 | 0.01 | 24.05.2017 00:56:00 | 111.662 | \$ 433.94 |
| 859 | Buy | 22.05.2017 16:33:00 | 111.262 | 0.01 | 24.05.2017 00:56:00 | 111.662 | \$ 407.94 |
| 856 | Buy | 22.05.2017 07:13:00 | 111.178 | 0.01 | 24.05.2017 00:56:00 | 111.662 | \$ 491.94 |
| 855 | Buy | 20.05.2017 04:09:00 | 111.194 | 0.01 | 24.05.2017 00:56:00 | 111.662 | \$ 479.91 |
| 853 | Buy | 19.05.2017 21:27:00 | 111.211 | 0.01 | 24.05.2017 00:56:00 | 111.662 | \$ 462.91 |
| 845 | Buy | 18.05.2017 21:20:00 | 110.491 | 0.01 | 24.05.2017 00:56:00 | 111.662 | \$ 1186.88 |
| 844 | Buy | 18.05.2017 21:20:00 | 110.526 | 0.03 | 24.05.2017 00:56:00 | 111.662 | \$ 3455.64 |
| 843 | Buy | 18.05.2017 18:40:00 | 110.408 | 0.01 | 24.05.2017 00:56:00 | 111.662 | \$ 1269.88 |
| 842 | Buy | 18.05.2017 17:00:00 | 110.936 | 0.01 | 24.05.2017 00:56:00 | 111.662 | \$ 741.88 |
| 841 | Buy | 18.05.2017 06:34:00 | 110.746 | 0.01 | 24.05.2017 00:56:00 | 111.662 | \$ 931.88 |
| 840 | Buy | 18.05.2017 05:28:00 | 110.971 | 0.03 | 24.05.2017 00:56:00 | 111.662 | \$ 2120.64 |
| 839 | Buy | 18.05.2017 04:42:00 | 111.02 | 0.01 | 24.05.2017 00:56:00 | 111.662 | \$ 657.88 |
| 838 | Buy | 18.05.2017 02:45:00 | 111.072 | 0.01 | 24.05.2017 00:56:00 | 111.662 | \$ 605.88 |
| 837 | Buy | 18.05.2017 02:10:00 | 111.329 | 0.03 | 24.05.2017 00:56:00 | 111.662 | \$ 1046.64 |
| 836 | Buy | 18.05.2017 01:05:00 | 111.397 | 0.01 | 24.05.2017 00:56:00 | 111.662 | \$ 280.88 |
| 835 | Buy | 17.05.2017 22:56:00 | 111.542 | 0.01 | 24.05.2017 00:56:00 | 111.662 | \$ 147.79 |
| 834 | Buy | 17.05.2017 21:16:00 | 112.262 | 0.01 | 24.05.2017 00:56:00 | 111.662 | \$ -572.21 |
| 833 | Buy | 17.05.2017 21:01:00 | 112.359 | 0.03 | 24.05.2017 00:56:00 | 111.662 | \$ -2007.63 |
| 832 | Buy | 17.05.2017 19:20:00 | 112.252 | 0.01 | 24.05.2017 00:56:00 | 111.662 | \$ -562.21 |
| 831 | Buy | 17.05.2017 19:14:00 | 112.31 | 0.03 | 24.05.2017 00:56:00 | 111.662 | \$ -1860.63 |
| 830 | Buy | 17.05.2017 14:35:00 | 112.435 | 0.03 | 24.05.2017 00:56:00 | 111.662 | \$ -2235.63 |
| 829 | Buy | 17.05.2017 11:18:00 | 112.599 | 0.01 | 24.05.2017 00:56:00 | 111.662 | \$ -909.21 |
| 828 | Buy | 17.05.2017 09:16:00 | 112.6 | 0.01 | 24.05.2017 00:56:00 | 111.662 | \$ -910.21 |
| 827 | Buy | 17.05.2017 07:36:00 | 112.971 | 0.01 | 24.05.2017 00:56:00 | 111.662 | \$ -1281.21 |
| 826 | Buy | 17.05.2017 07:22:00 | 113.014 | 0.03 | 24.05.2017 00:56:00 | 111.662 | \$ -3972.63 |
| 825 | Buy | 17.05.2017 02:56:00 | 113.193 | 0.01 | 24.05.2017 00:56:00 | 111.662 | \$ -1503.21 |
| 733 | Sell | 24.05.2017 01:08:00 | 111.705 | 0.02 | 24.05.2017 01:13:00 | 111.683 | \$ 44.0 |
| 732 | Sell | 24.05.2017 01:03:00 | 111.704 | 0.02 | 24.05.2017 01:13:00 | 111.683 | \$ 42.0 |
| 734 | Sell | 24.05.2017 01:16:00 | 111.705 | 0.02 | 24.05.2017 01:18:00 | 111.682 | \$ 46.0 |
| 735 | Sell | 24.05.2017 01:23:00 | 111.706 | 0.02 | 24.05.2017 01:28:00 | 111.685 | \$ 42.0 |
| 737 | Sell | 24.05.2017 04:07:00 | 111.833 | 0.02 | 24.05.2017 04:09:00 | 111.799 | \$ 68.0 |
| 736 | Sell | 24.05.2017 04:02:00 | 111.806 | 0.02 | 24.05.2017 04:09:00 | 111.799 | \$ 14.0 |
| 795 | Sell | 24.05.2017 08:45:00 | 111.936 | 0.01 | 24.05.2017 09:21:00 | 111.811 | \$ 125.0 |

| | | | | | | | |
|-----|------|---------------------|---------|------|---------------------|---------|------------|
| 794 | Sell | 24.05.2017 08:28:00 | 111.879 | 0.02 | 24.05.2017 09:21:00 | 111.811 | \$ 136.0 |
| 793 | Sell | 24.05.2017 05:40:00 | 111.835 | 0.01 | 24.05.2017 09:21:00 | 111.811 | \$ 24.0 |
| 792 | Sell | 24.05.2017 03:37:00 | 111.634 | 0.01 | 24.05.2017 09:21:00 | 111.811 | \$ -177.0 |
| 683 | Sell | 24.05.2017 08:28:00 | 111.879 | 0.01 | 24.05.2017 09:27:00 | 111.762 | \$ 117.0 |
| 682 | Sell | 24.05.2017 05:40:00 | 111.835 | 0.01 | 24.05.2017 09:27:00 | 111.762 | \$ 73.0 |
| 681 | Sell | 24.05.2017 03:37:00 | 111.634 | 0.01 | 24.05.2017 09:27:00 | 111.762 | \$ -128.0 |
| 684 | Sell | 24.05.2017 11:45:00 | 111.85 | 0.01 | 24.05.2017 14:15:00 | 111.827 | \$ 23.0 |
| 796 | Sell | 24.05.2017 11:45:00 | 111.85 | 0.02 | 24.05.2017 14:15:00 | 111.827 | \$ 46.0 |
| 798 | Sell | 24.05.2017 14:56:00 | 112.017 | 0.01 | 24.05.2017 15:07:00 | 111.935 | \$ 82.0 |
| 797 | Sell | 24.05.2017 14:45:00 | 111.924 | 0.02 | 24.05.2017 15:07:00 | 111.935 | \$ -22.0 |
| 685 | Sell | 24.05.2017 14:45:00 | 111.924 | 0.01 | 24.05.2017 15:21:00 | 111.904 | \$ 20.0 |
| 686 | Sell | 24.05.2017 16:25:00 | 111.958 | 0.01 | 24.05.2017 16:28:00 | 111.937 | \$ 21.0 |
| 799 | Sell | 24.05.2017 16:25:00 | 111.958 | 0.02 | 24.05.2017 16:28:00 | 111.937 | \$ 42.0 |
| 800 | Sell | 24.05.2017 16:48:00 | 112.006 | 0.01 | 24.05.2017 16:54:00 | 111.984 | \$ 22.0 |
| 878 | Sell | 24.05.2017 16:48:00 | 112.006 | 0.03 | 24.05.2017 17:34:00 | 111.824 | \$ 546.0 |
| 877 | Sell | 24.05.2017 16:25:00 | 111.958 | 0.05 | 24.05.2017 17:34:00 | 111.824 | \$ 670.0 |
| 876 | Sell | 24.05.2017 14:56:00 | 112.017 | 0.03 | 24.05.2017 17:34:00 | 111.824 | \$ 579.0 |
| 875 | Sell | 24.05.2017 14:45:00 | 111.924 | 0.05 | 24.05.2017 17:34:00 | 111.824 | \$ 500.0 |
| 874 | Sell | 24.05.2017 08:45:00 | 111.936 | 0.03 | 24.05.2017 17:34:00 | 111.824 | \$ 336.0 |
| 873 | Sell | 24.05.2017 08:28:00 | 111.879 | 0.05 | 24.05.2017 17:34:00 | 111.824 | \$ 275.0 |
| 872 | Sell | 24.05.2017 05:40:00 | 111.835 | 0.03 | 24.05.2017 17:34:00 | 111.824 | \$ 33.0 |
| 871 | Sell | 24.05.2017 03:37:00 | 111.634 | 0.03 | 24.05.2017 17:34:00 | 111.824 | \$ -570.0 |
| 870 | Sell | 24.05.2017 00:36:00 | 111.353 | 0.03 | 24.05.2017 17:34:00 | 111.824 | \$ -1413.0 |
| 879 | Sell | 24.05.2017 22:26:00 | 111.977 | 0.03 | 24.05.2017 22:35:00 | 111.952 | \$ 75.0 |
| 687 | Sell | 24.05.2017 23:37:00 | 112.06 | 0.01 | 24.05.2017 23:39:00 | 112.038 | \$ 22.0 |
| 801 | Sell | 24.05.2017 23:37:00 | 112.06 | 0.01 | 24.05.2017 23:39:00 | 112.038 | \$ 22.0 |
| 880 | Sell | 25.05.2017 00:24:00 | 112.051 | 0.03 | 25.05.2017 00:26:00 | 112.026 | \$ 75.0 |
| 688 | Sell | 25.05.2017 01:30:00 | 112.074 | 0.01 | 25.05.2017 01:54:00 | 112.053 | \$ 21.0 |
| 802 | Sell | 25.05.2017 01:30:00 | 112.074 | 0.01 | 25.05.2017 01:54:00 | 112.053 | \$ 21.0 |
| 881 | Buy | 25.05.2017 03:04:00 | 111.601 | 0.01 | 25.05.2017 03:04:00 | 111.626 | \$ 25.0 |
| 689 | Buy | 25.05.2017 05:05:00 | 111.596 | 0.01 | 25.05.2017 07:52:00 | 111.618 | \$ 22.0 |
| 803 | Buy | 25.05.2017 05:05:00 | 111.596 | 0.01 | 25.05.2017 07:52:00 | 111.618 | \$ 22.0 |
| 882 | Buy | 25.05.2017 05:05:00 | 111.596 | 0.01 | 25.05.2017 07:53:00 | 111.622 | \$ 26.0 |
| 690 | Buy | 25.05.2017 10:10:00 | 111.565 | 0.01 | 25.05.2017 10:24:00 | 111.586 | \$ 21.0 |
| 805 | Buy | 25.05.2017 10:14:00 | 111.531 | 0.01 | 25.05.2017 10:24:00 | 111.575 | \$ 44.0 |
| 804 | Buy | 25.05.2017 10:10:00 | 111.565 | 0.02 | 25.05.2017 10:24:00 | 111.575 | \$ 20.0 |
| 884 | Buy | 25.05.2017 10:14:00 | 111.531 | 0.01 | 25.05.2017 10:24:00 | 111.583 | \$ 52.0 |
| 883 | Buy | 25.05.2017 10:10:00 | 111.565 | 0.03 | 25.05.2017 10:24:00 | 111.583 | \$ 54.0 |
| 885 | Sell | 25.05.2017 16:41:00 | 111.821 | 0.03 | 25.05.2017 17:03:00 | 111.795 | \$ 78.0 |
| 886 | Sell | 25.05.2017 18:29:00 | 111.846 | 0.03 | 25.05.2017 20:14:00 | 111.821 | \$ 75.0 |
| 888 | Sell | 25.05.2017 21:41:00 | 111.873 | 0.03 | 25.05.2017 21:51:00 | 111.836 | \$ 111.0 |
| 887 | Sell | 25.05.2017 21:36:00 | 111.856 | 0.05 | 25.05.2017 21:51:00 | 111.836 | \$ 100.0 |
| 889 | Sell | 25.05.2017 23:31:00 | 111.878 | 0.03 | 25.05.2017 23:59:00 | 111.849 | \$ 87.0 |
| 890 | Sell | 26.05.2017 05:30:00 | 111.86 | 0.03 | 26.05.2017 05:56:00 | 111.834 | \$ 78.0 |
| 891 | Buy | 26.05.2017 09:15:00 | 111.705 | 0.01 | 26.05.2017 09:41:00 | 111.73 | \$ 25.0 |
| 694 | Buy | 26.05.2017 19:54:00 | 110.961 | 0.01 | 26.05.2017 22:02:00 | 111.254 | \$ 293.0 |
| 693 | Buy | 26.05.2017 17:30:00 | 111.126 | 0.01 | 26.05.2017 22:02:00 | 111.254 | \$ 128.0 |
| 692 | Buy | 26.05.2017 15:50:00 | 111.362 | 0.01 | 26.05.2017 22:02:00 | 111.254 | \$ -108.0 |
| 691 | Buy | 26.05.2017 14:01:00 | 111.476 | 0.01 | 26.05.2017 22:02:00 | 111.254 | \$ -222.0 |
| 809 | Buy | 26.05.2017 19:54:00 | 110.961 | 0.01 | 26.05.2017 22:02:00 | 111.254 | \$ 293.0 |
| 808 | Buy | 26.05.2017 17:30:00 | 111.126 | 0.01 | 26.05.2017 22:02:00 | 111.254 | \$ 128.0 |
| 807 | Buy | 26.05.2017 15:50:00 | 111.362 | 0.01 | 26.05.2017 22:02:00 | 111.254 | \$ -108.0 |
| 806 | Buy | 26.05.2017 14:01:00 | 111.476 | 0.01 | 26.05.2017 22:02:00 | 111.254 | \$ -222.0 |
| 695 | Buy | 26.05.2017 23:10:00 | 111.165 | 0.01 | 26.05.2017 23:17:00 | 111.187 | \$ 22.0 |
| 810 | Buy | 26.05.2017 23:10:00 | 111.165 | 0.02 | 26.05.2017 23:17:00 | 111.187 | \$ 44.0 |
| 896 | Buy | 26.05.2017 19:54:00 | 110.961 | 0.01 | 27.05.2017 01:17:00 | 111.353 | \$ 392.0 |
| 895 | Buy | 26.05.2017 17:30:00 | 111.126 | 0.01 | 27.05.2017 01:17:00 | 111.353 | \$ 227.0 |
| 894 | Buy | 26.05.2017 15:50:00 | 111.362 | 0.01 | 27.05.2017 01:17:00 | 111.353 | \$ -9.0 |
| 893 | Buy | 26.05.2017 14:01:00 | 111.476 | 0.01 | 27.05.2017 01:17:00 | 111.353 | \$ -123.0 |
| 892 | Buy | 26.05.2017 11:07:00 | 111.708 | 0.01 | 27.05.2017 01:17:00 | 111.353 | \$ -355.0 |

| | | | | | | | |
|-----|------|---------------------|---------|------|---------------------|---------|-----------|
| 897 | Buy | 29.05.2017 07:14:00 | 111.217 | 0.03 | 29.05.2017 07:38:00 | 111.242 | \$ 75.0 |
| 898 | Sell | 29.05.2017 09:33:00 | 111.385 | 0.03 | 29.05.2017 09:54:00 | 111.359 | \$ 78.0 |
| 899 | Buy | 30.05.2017 07:15:00 | 111.243 | 0.01 | 30.05.2017 08:21:00 | 111.268 | \$ 25.0 |
| 900 | Buy | 30.05.2017 08:57:00 | 111.194 | 0.01 | 30.05.2017 09:16:00 | 111.225 | \$ 31.0 |
| 901 | Buy | 30.05.2017 10:37:00 | 110.851 | 0.01 | 30.05.2017 11:29:00 | 110.876 | \$ 25.0 |
| 902 | Buy | 30.05.2017 13:31:00 | 110.86 | 0.01 | 30.05.2017 13:44:00 | 110.887 | \$ 27.0 |
| 697 | Buy | 30.05.2017 13:31:00 | 110.86 | 0.01 | 30.05.2017 15:06:00 | 110.99 | \$ 130.0 |
| 696 | Buy | 30.05.2017 09:56:00 | 111.074 | 0.01 | 30.05.2017 15:06:00 | 110.99 | \$ -84.0 |
| 812 | Buy | 30.05.2017 13:31:00 | 110.86 | 0.01 | 30.05.2017 15:06:00 | 110.99 | \$ 130.0 |
| 811 | Buy | 30.05.2017 09:56:00 | 111.074 | 0.01 | 30.05.2017 15:06:00 | 110.99 | \$ -84.0 |
| 698 | Buy | 30.05.2017 15:30:00 | 110.88 | 0.01 | 30.05.2017 16:04:00 | 110.902 | \$ 22.0 |
| 813 | Buy | 30.05.2017 15:30:00 | 110.88 | 0.02 | 30.05.2017 16:04:00 | 110.902 | \$ 44.0 |
| 903 | Buy | 30.05.2017 15:30:00 | 110.88 | 0.03 | 30.05.2017 16:04:00 | 110.907 | \$ 81.0 |
| 699 | Buy | 30.05.2017 18:11:00 | 110.943 | 0.01 | 30.05.2017 18:15:00 | 110.966 | \$ 23.0 |
| 814 | Buy | 30.05.2017 18:11:00 | 110.943 | 0.02 | 30.05.2017 18:15:00 | 110.966 | \$ 46.0 |
| 904 | Buy | 30.05.2017 21:03:00 | 110.939 | 0.01 | 30.05.2017 21:10:00 | 110.966 | \$ 27.0 |
| 905 | Buy | 30.05.2017 22:24:00 | 110.992 | 0.03 | 30.05.2017 22:30:00 | 111.018 | \$ 78.0 |
| 906 | Buy | 30.05.2017 23:15:00 | 110.963 | 0.01 | 30.05.2017 23:29:00 | 110.988 | \$ 25.0 |
| 700 | Buy | 31.05.2017 00:56:00 | 110.715 | 0.01 | 31.05.2017 01:02:00 | 110.736 | \$ 21.0 |
| 815 | Buy | 31.05.2017 00:56:00 | 110.715 | 0.01 | 31.05.2017 01:02:00 | 110.736 | \$ 21.0 |
| 907 | Buy | 31.05.2017 00:56:00 | 110.715 | 0.01 | 31.05.2017 01:03:00 | 110.743 | \$ 28.0 |
| 701 | Sell | 31.05.2017 12:01:00 | 111.201 | 0.01 | 31.05.2017 12:04:00 | 111.18 | \$ 21.0 |
| 816 | Sell | 31.05.2017 12:01:00 | 111.201 | 0.01 | 31.05.2017 12:04:00 | 111.18 | \$ 21.0 |
| 908 | Sell | 31.05.2017 11:30:00 | 111.061 | 0.03 | 31.05.2017 13:41:00 | 111.034 | \$ 81.0 |
| 909 | Buy | 31.05.2017 17:38:00 | 110.819 | 0.01 | 31.05.2017 17:54:00 | 110.847 | \$ 28.0 |
| 910 | Buy | 31.05.2017 21:57:00 | 110.815 | 0.01 | 31.05.2017 21:57:00 | 110.84 | \$ 25.0 |
| 702 | Buy | 31.05.2017 22:54:00 | 110.67 | 0.01 | 31.05.2017 23:34:00 | 110.693 | \$ 23.0 |
| 817 | Buy | 31.05.2017 22:54:00 | 110.67 | 0.01 | 31.05.2017 23:34:00 | 110.693 | \$ 23.0 |
| 911 | Buy | 31.05.2017 23:58:00 | 110.606 | 0.01 | 01.06.2017 00:07:00 | 110.632 | \$ 37.91 |
| 703 | Buy | 01.06.2017 02:25:00 | 110.641 | 0.01 | 01.06.2017 03:19:00 | 110.663 | \$ 22.0 |
| 819 | Buy | 01.06.2017 02:25:00 | 110.627 | 0.01 | 01.06.2017 03:19:00 | 110.66 | \$ 33.0 |
| 818 | Buy | 01.06.2017 02:25:00 | 110.641 | 0.02 | 01.06.2017 03:19:00 | 110.66 | \$ 38.0 |
| 913 | Buy | 01.06.2017 02:25:00 | 110.627 | 0.01 | 01.06.2017 03:19:00 | 110.663 | \$ 36.0 |
| 912 | Buy | 01.06.2017 02:25:00 | 110.641 | 0.03 | 01.06.2017 03:19:00 | 110.663 | \$ 66.0 |
| 704 | Sell | 01.06.2017 10:13:00 | 111.014 | 0.01 | 01.06.2017 10:39:00 | 110.993 | \$ 21.0 |
| 820 | Sell | 01.06.2017 10:13:00 | 111.014 | 0.01 | 01.06.2017 10:39:00 | 110.993 | \$ 21.0 |
| 705 | Sell | 01.06.2017 13:58:00 | 111.021 | 0.01 | 01.06.2017 14:32:00 | 111.0 | \$ 21.0 |
| 821 | Sell | 01.06.2017 13:58:00 | 111.021 | 0.01 | 01.06.2017 14:32:00 | 111.0 | \$ 21.0 |
| 706 | Sell | 01.06.2017 17:11:00 | 111.073 | 0.01 | 01.06.2017 17:14:00 | 111.052 | \$ 21.0 |
| 822 | Sell | 01.06.2017 17:11:00 | 111.073 | 0.01 | 01.06.2017 17:14:00 | 111.052 | \$ 21.0 |
| 707 | Sell | 01.06.2017 20:09:00 | 111.168 | 0.01 | 01.06.2017 20:39:00 | 111.147 | \$ 21.0 |
| 738 | Sell | 01.06.2017 21:22:00 | 111.395 | 0.02 | 01.06.2017 21:26:00 | 111.374 | \$ 42.0 |
| 739 | Sell | 01.06.2017 21:28:00 | 111.361 | 0.02 | 01.06.2017 21:30:00 | 111.339 | \$ 44.0 |
| 740 | Sell | 01.06.2017 22:10:00 | 111.454 | 0.02 | 01.06.2017 22:13:00 | 111.431 | \$ 46.0 |
| 708 | Sell | 01.06.2017 22:05:00 | 111.372 | 0.01 | 01.06.2017 22:33:00 | 111.35 | \$ 22.0 |
| 710 | Sell | 02.06.2017 03:15:00 | 111.433 | 0.01 | 02.06.2017 03:38:00 | 111.37 | \$ 63.0 |
| 709 | Sell | 02.06.2017 01:35:00 | 111.35 | 0.01 | 02.06.2017 03:38:00 | 111.37 | \$ -20.0 |
| 746 | Sell | 02.06.2017 09:40:00 | 111.673 | 0.02 | 02.06.2017 09:53:00 | 111.618 | \$ 110.0 |
| 745 | Sell | 02.06.2017 09:33:00 | 111.644 | 0.02 | 02.06.2017 09:53:00 | 111.618 | \$ 52.0 |
| 744 | Sell | 02.06.2017 09:28:00 | 111.638 | 0.02 | 02.06.2017 09:53:00 | 111.618 | \$ 40.0 |
| 743 | Sell | 02.06.2017 09:23:00 | 111.628 | 0.02 | 02.06.2017 09:53:00 | 111.618 | \$ 20.0 |
| 742 | Sell | 02.06.2017 09:18:00 | 111.642 | 0.02 | 02.06.2017 09:53:00 | 111.618 | \$ 48.0 |
| 741 | Sell | 02.06.2017 09:13:00 | 111.62 | 0.02 | 02.06.2017 09:53:00 | 111.618 | \$ 4.0 |
| 712 | Sell | 02.06.2017 14:17:00 | 111.689 | 0.01 | 02.06.2017 17:06:00 | 111.544 | \$ 145.0 |
| 711 | Sell | 02.06.2017 09:00:00 | 111.44 | 0.01 | 02.06.2017 17:06:00 | 111.544 | \$ -104.0 |
| 925 | Buy | 02.06.2017 21:19:00 | 111.404 | 0.01 | 02.06.2017 21:22:00 | 111.43 | \$ 26.0 |
| 830 | Sell | 02.06.2017 14:17:00 | 111.689 | 0.02 | 02.06.2017 21:30:00 | 111.35 | \$ 678.0 |
| 829 | Sell | 02.06.2017 09:00:00 | 111.449 | 0.01 | 02.06.2017 21:30:00 | 111.35 | \$ 99.0 |
| 828 | Sell | 02.06.2017 09:00:00 | 111.44 | 0.02 | 02.06.2017 21:30:00 | 111.35 | \$ 180.0 |
| 827 | Sell | 02.06.2017 03:13:00 | 111.443 | 0.01 | 02.06.2017 21:30:00 | 111.35 | \$ 93.0 |

| | | | | | | | |
|-----|------|---------------------|---------|------|---------------------|---------|-------------|
| 826 | Sell | 02.06.2017 01:35:00 | 111.35 | 0.02 | 02.06.2017 21:30:00 | 111.35 | \$ 0.0 |
| 825 | Sell | 01.06.2017 22:05:00 | 111.372 | 0.01 | 02.06.2017 21:30:00 | 111.35 | \$ 12.17 |
| 824 | Sell | 01.06.2017 20:09:00 | 111.168 | 0.01 | 02.06.2017 21:30:00 | 111.35 | \$ -191.83 |
| 823 | Sell | 01.06.2017 17:14:00 | 111.034 | 0.02 | 02.06.2017 21:30:00 | 111.35 | \$ -651.66 |
| 924 | Sell | 02.06.2017 14:17:00 | 111.689 | 0.05 | 02.06.2017 21:30:00 | 111.263 | \$ 2130.0 |
| 923 | Sell | 02.06.2017 09:00:00 | 111.449 | 0.03 | 02.06.2017 21:30:00 | 111.263 | \$ 558.0 |
| 922 | Sell | 02.06.2017 09:00:00 | 111.44 | 0.05 | 02.06.2017 21:30:00 | 111.263 | \$ 885.0 |
| 921 | Sell | 02.06.2017 03:13:00 | 111.443 | 0.03 | 02.06.2017 21:30:00 | 111.263 | \$ 540.0 |
| 920 | Sell | 02.06.2017 01:37:00 | 111.374 | 0.05 | 02.06.2017 21:30:00 | 111.263 | \$ 555.0 |
| 919 | Sell | 01.06.2017 22:05:00 | 111.372 | 0.03 | 02.06.2017 21:30:00 | 111.263 | \$ 297.51 |
| 918 | Sell | 01.06.2017 20:09:00 | 111.168 | 0.03 | 02.06.2017 21:30:00 | 111.263 | \$ -314.49 |
| 917 | Sell | 01.06.2017 17:14:00 | 111.034 | 0.05 | 02.06.2017 21:30:00 | 111.263 | \$ -1194.15 |
| 916 | Sell | 01.06.2017 17:11:00 | 111.073 | 0.03 | 02.06.2017 21:30:00 | 111.263 | \$ -599.49 |
| 915 | Sell | 01.06.2017 13:58:00 | 111.021 | 0.03 | 02.06.2017 21:30:00 | 111.263 | \$ -755.49 |
| 914 | Sell | 01.06.2017 09:03:00 | 110.863 | 0.03 | 02.06.2017 21:30:00 | 111.263 | \$ -1229.49 |
| 747 | Buy | 02.06.2017 22:18:00 | 110.683 | 0.02 | 02.06.2017 22:19:00 | 110.705 | \$ 44.0 |
| 749 | Buy | 02.06.2017 22:30:00 | 110.614 | 0.02 | 02.06.2017 22:34:00 | 110.67 | \$ 112.0 |
| 748 | Buy | 02.06.2017 22:25:00 | 110.683 | 0.02 | 02.06.2017 22:34:00 | 110.67 | \$ -26.0 |
| 926 | Buy | 02.06.2017 22:59:00 | 110.485 | 0.01 | 02.06.2017 23:00:00 | 110.51 | \$ 25.0 |
| 756 | Buy | 02.06.2017 23:07:00 | 110.47 | 0.02 | 02.06.2017 23:27:00 | 110.559 | \$ 178.0 |
| 755 | Buy | 02.06.2017 23:02:00 | 110.496 | 0.02 | 02.06.2017 23:27:00 | 110.559 | \$ 126.0 |
| 754 | Buy | 02.06.2017 22:56:00 | 110.523 | 0.02 | 02.06.2017 23:27:00 | 110.559 | \$ 72.0 |
| 753 | Buy | 02.06.2017 22:51:00 | 110.572 | 0.02 | 02.06.2017 23:27:00 | 110.559 | \$ -26.0 |
| 752 | Buy | 02.06.2017 22:46:00 | 110.547 | 0.02 | 02.06.2017 23:27:00 | 110.559 | \$ 24.0 |
| 751 | Buy | 02.06.2017 22:41:00 | 110.48 | 0.02 | 02.06.2017 23:27:00 | 110.559 | \$ 158.0 |
| 750 | Buy | 02.06.2017 22:36:00 | 110.683 | 0.02 | 02.06.2017 23:27:00 | 110.559 | \$ -248.0 |
| 927 | Buy | 03.06.2017 01:43:00 | 110.431 | 0.01 | 03.06.2017 01:47:00 | 110.458 | \$ 27.0 |
| 928 | Buy | 03.06.2017 04:47:00 | 110.386 | 0.03 | 03.06.2017 04:48:00 | 110.411 | \$ 75.0 |
| 929 | Buy | 05.06.2017 08:10:00 | 110.447 | 0.03 | 05.06.2017 08:14:00 | 110.475 | \$ 84.0 |
| 835 | Buy | 05.06.2017 08:10:00 | 110.447 | 0.02 | 05.06.2017 10:41:00 | 110.553 | \$ 212.0 |
| 834 | Buy | 03.06.2017 04:47:00 | 110.386 | 0.02 | 05.06.2017 10:41:00 | 110.553 | \$ 341.94 |
| 833 | Buy | 03.06.2017 01:43:00 | 110.431 | 0.01 | 05.06.2017 10:41:00 | 110.553 | \$ 125.97 |
| 832 | Buy | 02.06.2017 23:47:00 | 110.506 | 0.01 | 05.06.2017 10:41:00 | 110.553 | \$ 50.97 |
| 831 | Buy | 02.06.2017 21:31:00 | 111.121 | 0.01 | 05.06.2017 10:41:00 | 110.553 | \$ -564.03 |
| 717 | Buy | 05.06.2017 08:10:00 | 110.447 | 0.01 | 05.06.2017 11:21:00 | 110.6 | \$ 153.0 |
| 716 | Buy | 03.06.2017 04:47:00 | 110.386 | 0.01 | 05.06.2017 11:21:00 | 110.6 | \$ 217.97 |
| 715 | Buy | 03.06.2017 01:43:00 | 110.431 | 0.01 | 05.06.2017 11:21:00 | 110.6 | \$ 172.97 |
| 714 | Buy | 02.06.2017 23:47:00 | 110.506 | 0.01 | 05.06.2017 11:21:00 | 110.6 | \$ 97.97 |
| 713 | Buy | 02.06.2017 21:31:00 | 111.121 | 0.01 | 05.06.2017 11:21:00 | 110.6 | \$ -517.03 |
| 718 | Buy | 05.06.2017 13:56:00 | 110.545 | 0.01 | 05.06.2017 13:56:00 | 110.569 | \$ 24.0 |
| 836 | Buy | 05.06.2017 13:56:00 | 110.545 | 0.02 | 05.06.2017 13:56:00 | 110.569 | \$ 48.0 |
| 931 | Buy | 05.06.2017 16:07:00 | 110.499 | 0.01 | 05.06.2017 17:08:00 | 110.551 | \$ 52.0 |
| 930 | Buy | 05.06.2017 16:00:00 | 110.535 | 0.03 | 05.06.2017 17:08:00 | 110.551 | \$ 48.0 |
| 932 | Sell | 05.06.2017 22:02:00 | 110.673 | 0.03 | 05.06.2017 22:17:00 | 110.645 | \$ 84.0 |
| 933 | Buy | 05.06.2017 23:06:00 | 110.507 | 0.01 | 05.06.2017 23:11:00 | 110.533 | \$ 26.0 |
| 934 | Buy | 06.06.2017 02:28:00 | 110.423 | 0.01 | 06.06.2017 03:12:00 | 110.449 | \$ 26.0 |
| 935 | Buy | 06.06.2017 09:12:00 | 110.354 | 0.01 | 06.06.2017 09:16:00 | 110.379 | \$ 25.0 |
| 757 | Buy | 06.06.2017 19:35:00 | 109.489 | 0.02 | 06.06.2017 19:39:00 | 109.511 | \$ 44.0 |
| 759 | Buy | 06.06.2017 19:54:00 | 109.457 | 0.02 | 06.06.2017 20:10:00 | 109.485 | \$ 56.0 |
| 758 | Buy | 06.06.2017 19:49:00 | 109.47 | 0.02 | 06.06.2017 20:10:00 | 109.485 | \$ 30.0 |
| 760 | Buy | 06.06.2017 20:27:00 | 109.362 | 0.02 | 06.06.2017 20:30:00 | 109.385 | \$ 46.0 |
| 762 | Buy | 06.06.2017 20:38:00 | 109.32 | 0.02 | 06.06.2017 20:38:00 | 109.352 | \$ 64.0 |
| 761 | Buy | 06.06.2017 20:32:00 | 109.343 | 0.02 | 06.06.2017 20:38:00 | 109.352 | \$ 18.0 |
| 942 | Buy | 06.06.2017 22:10:00 | 109.384 | 0.03 | 06.06.2017 23:14:00 | 109.603 | \$ 657.0 |
| 941 | Buy | 06.06.2017 22:05:00 | 109.367 | 0.01 | 06.06.2017 23:14:00 | 109.603 | \$ 236.0 |
| 940 | Buy | 06.06.2017 19:54:00 | 109.452 | 0.01 | 06.06.2017 23:14:00 | 109.603 | \$ 151.0 |
| 939 | Buy | 06.06.2017 19:25:00 | 109.644 | 0.03 | 06.06.2017 23:14:00 | 109.603 | \$ -123.0 |
| 938 | Buy | 06.06.2017 16:00:00 | 109.647 | 0.01 | 06.06.2017 23:14:00 | 109.603 | \$ -44.0 |
| 937 | Buy | 06.06.2017 14:20:00 | 109.818 | 0.01 | 06.06.2017 23:14:00 | 109.603 | \$ -215.0 |
| 936 | Buy | 06.06.2017 10:52:00 | 109.951 | 0.01 | 06.06.2017 23:14:00 | 109.603 | \$ -348.0 |

| | | | | | | | |
|-----|------|---------------------|---------|------|---------------------|---------|------------|
| 944 | Buy | 07.06.2017 00:22:00 | 109.271 | 0.01 | 07.06.2017 01:22:00 | 109.421 | \$ 150.0 |
| 943 | Buy | 06.06.2017 23:55:00 | 109.436 | 0.03 | 07.06.2017 01:22:00 | 109.421 | \$ -33.09 |
| 945 | Buy | 07.06.2017 02:14:00 | 109.342 | 0.03 | 07.06.2017 03:33:00 | 109.37 | \$ 84.0 |
| 847 | Buy | 07.06.2017 02:14:00 | 109.342 | 0.02 | 07.06.2017 03:55:00 | 109.566 | \$ 448.0 |
| 846 | Buy | 07.06.2017 00:22:00 | 109.271 | 0.01 | 07.06.2017 03:55:00 | 109.566 | \$ 295.0 |
| 845 | Buy | 06.06.2017 23:55:00 | 109.436 | 0.02 | 07.06.2017 03:55:00 | 109.566 | \$ 267.94 |
| 844 | Buy | 06.06.2017 22:10:00 | 109.384 | 0.02 | 07.06.2017 03:55:00 | 109.566 | \$ 371.94 |
| 843 | Buy | 06.06.2017 22:05:00 | 109.367 | 0.01 | 07.06.2017 03:55:00 | 109.566 | \$ 202.97 |
| 842 | Buy | 06.06.2017 19:54:00 | 109.452 | 0.01 | 07.06.2017 03:55:00 | 109.566 | \$ 117.97 |
| 841 | Buy | 06.06.2017 19:25:00 | 109.644 | 0.02 | 07.06.2017 03:55:00 | 109.566 | \$ -148.06 |
| 840 | Buy | 06.06.2017 16:24:00 | 109.6 | 0.01 | 07.06.2017 03:55:00 | 109.566 | \$ -30.03 |
| 839 | Buy | 06.06.2017 14:20:00 | 109.818 | 0.01 | 07.06.2017 03:55:00 | 109.566 | \$ -248.03 |
| 838 | Buy | 06.06.2017 11:30:00 | 109.768 | 0.01 | 07.06.2017 03:55:00 | 109.566 | \$ -198.03 |
| 837 | Buy | 06.06.2017 09:50:00 | 110.278 | 0.01 | 07.06.2017 03:55:00 | 109.566 | \$ -708.03 |
| 946 | Buy | 07.06.2017 06:25:00 | 109.345 | 0.03 | 07.06.2017 06:36:00 | 109.372 | \$ 81.0 |
| 848 | Buy | 07.06.2017 06:01:00 | 109.402 | 0.02 | 07.06.2017 06:53:00 | 109.423 | \$ 42.0 |
| 947 | Sell | 07.06.2017 14:06:00 | 109.618 | 0.03 | 07.06.2017 14:17:00 | 109.591 | \$ 81.0 |
| 849 | Buy | 07.06.2017 17:22:00 | 109.255 | 0.01 | 07.06.2017 19:06:00 | 109.276 | \$ 21.0 |
| 949 | Buy | 07.06.2017 17:22:00 | 109.255 | 0.01 | 07.06.2017 19:12:00 | 109.352 | \$ 97.0 |
| 948 | Buy | 07.06.2017 15:34:00 | 109.394 | 0.01 | 07.06.2017 19:12:00 | 109.352 | \$ -42.0 |
| 728 | Buy | 07.06.2017 17:22:00 | 109.255 | 0.01 | 07.06.2017 22:36:00 | 109.613 | \$ 358.0 |
| 727 | Buy | 07.06.2017 06:01:00 | 109.402 | 0.01 | 07.06.2017 22:36:00 | 109.613 | \$ 211.0 |
| 726 | Buy | 07.06.2017 02:14:00 | 109.342 | 0.01 | 07.06.2017 22:36:00 | 109.613 | \$ 271.0 |
| 725 | Buy | 06.06.2017 23:55:00 | 109.436 | 0.01 | 07.06.2017 22:36:00 | 109.613 | \$ 180.97 |
| 724 | Buy | 06.06.2017 21:07:00 | 109.376 | 0.01 | 07.06.2017 22:36:00 | 109.613 | \$ 240.97 |
| 723 | Buy | 06.06.2017 19:25:00 | 109.644 | 0.01 | 07.06.2017 22:36:00 | 109.613 | \$ -27.03 |
| 722 | Buy | 06.06.2017 16:24:00 | 109.6 | 0.01 | 07.06.2017 22:36:00 | 109.613 | \$ 16.97 |
| 721 | Buy | 06.06.2017 14:20:00 | 109.818 | 0.01 | 07.06.2017 22:36:00 | 109.613 | \$ -201.03 |
| 720 | Buy | 06.06.2017 11:30:00 | 109.768 | 0.01 | 07.06.2017 22:36:00 | 109.613 | \$ -151.03 |
| 719 | Buy | 06.06.2017 09:50:00 | 110.278 | 0.01 | 07.06.2017 22:36:00 | 109.613 | \$ -661.03 |
| 950 | Sell | 07.06.2017 22:35:00 | 109.591 | 0.03 | 07.06.2017 22:50:00 | 109.565 | \$ 78.0 |
| 951 | Sell | 08.06.2017 00:52:00 | 109.551 | 0.03 | 08.06.2017 01:28:00 | 109.526 | \$ 75.0 |
| 732 | Sell | 08.06.2017 12:20:00 | 109.921 | 0.01 | 08.06.2017 13:46:00 | 109.826 | \$ 95.0 |
| 731 | Sell | 08.06.2017 09:34:00 | 109.942 | 0.01 | 08.06.2017 13:46:00 | 109.826 | \$ 116.0 |
| 730 | Sell | 08.06.2017 07:36:00 | 109.86 | 0.01 | 08.06.2017 13:46:00 | 109.826 | \$ 34.0 |
| 729 | Sell | 08.06.2017 03:06:00 | 109.672 | 0.01 | 08.06.2017 13:46:00 | 109.826 | \$ -154.0 |
| 854 | Sell | 08.06.2017 12:20:00 | 109.921 | 0.02 | 08.06.2017 13:46:00 | 109.84 | \$ 162.0 |
| 853 | Sell | 08.06.2017 09:34:00 | 109.942 | 0.01 | 08.06.2017 13:46:00 | 109.84 | \$ 102.0 |
| 852 | Sell | 08.06.2017 08:31:00 | 109.858 | 0.02 | 08.06.2017 13:46:00 | 109.84 | \$ 36.0 |
| 851 | Sell | 08.06.2017 07:36:00 | 109.86 | 0.01 | 08.06.2017 13:46:00 | 109.84 | \$ 20.0 |
| 850 | Sell | 08.06.2017 03:06:00 | 109.672 | 0.01 | 08.06.2017 13:46:00 | 109.84 | \$ -168.0 |
| 955 | Sell | 08.06.2017 09:34:00 | 109.942 | 0.03 | 08.06.2017 13:47:00 | 109.773 | \$ 507.0 |
| 954 | Sell | 08.06.2017 08:31:00 | 109.858 | 0.05 | 08.06.2017 13:47:00 | 109.773 | \$ 425.0 |
| 953 | Sell | 08.06.2017 07:36:00 | 109.86 | 0.03 | 08.06.2017 13:47:00 | 109.773 | \$ 261.0 |
| 952 | Sell | 08.06.2017 02:56:00 | 109.495 | 0.03 | 08.06.2017 13:47:00 | 109.773 | \$ -834.0 |
| 956 | Buy | 08.06.2017 14:55:00 | 109.437 | 0.01 | 08.06.2017 15:00:00 | 109.464 | \$ 27.0 |
| 957 | Sell | 08.06.2017 17:02:00 | 109.817 | 0.03 | 08.06.2017 17:20:00 | 109.791 | \$ 78.0 |
| 733 | Sell | 08.06.2017 18:11:00 | 110.073 | 0.01 | 08.06.2017 19:29:00 | 110.052 | \$ 21.0 |
| 855 | Sell | 08.06.2017 18:11:00 | 110.073 | 0.01 | 08.06.2017 19:29:00 | 110.052 | \$ 21.0 |
| 734 | Sell | 08.06.2017 20:02:00 | 110.112 | 0.01 | 08.06.2017 20:14:00 | 110.091 | \$ 21.0 |
| 856 | Sell | 08.06.2017 20:02:00 | 110.112 | 0.01 | 08.06.2017 20:14:00 | 110.091 | \$ 21.0 |
| 958 | Sell | 08.06.2017 20:02:00 | 110.112 | 0.03 | 08.06.2017 20:14:00 | 110.086 | \$ 78.0 |
| 735 | Sell | 08.06.2017 22:44:00 | 110.218 | 0.01 | 08.06.2017 22:44:00 | 110.195 | \$ 23.0 |
| 857 | Sell | 08.06.2017 22:44:00 | 110.218 | 0.01 | 08.06.2017 22:44:00 | 110.195 | \$ 23.0 |
| 959 | Sell | 08.06.2017 22:44:00 | 110.218 | 0.03 | 08.06.2017 22:44:00 | 110.192 | \$ 78.0 |
| 736 | Sell | 09.06.2017 02:05:00 | 110.181 | 0.01 | 09.06.2017 02:50:00 | 110.158 | \$ 23.0 |
| 858 | Sell | 09.06.2017 02:05:00 | 110.181 | 0.02 | 09.06.2017 02:50:00 | 110.158 | \$ 46.0 |
| 960 | Buy | 09.06.2017 06:01:00 | 109.866 | 0.01 | 09.06.2017 06:03:00 | 109.891 | \$ 25.0 |
| 961 | Sell | 09.06.2017 07:27:00 | 110.117 | 0.03 | 09.06.2017 07:30:00 | 110.09 | \$ 81.0 |
| 962 | Buy | 09.06.2017 08:49:00 | 109.884 | 0.01 | 09.06.2017 09:00:00 | 109.911 | \$ 27.0 |

| | | | | | | | |
|-----|------|---------------------|---------|------|---------------------|---------|------------|
| 737 | Sell | 09.06.2017 11:00:00 | 110.259 | 0.01 | 09.06.2017 11:00:00 | 110.237 | \$ 22.0 |
| 859 | Sell | 09.06.2017 11:00:00 | 110.259 | 0.01 | 09.06.2017 11:00:00 | 110.237 | \$ 22.0 |
| 964 | Sell | 09.06.2017 12:22:00 | 110.343 | 0.03 | 09.06.2017 13:45:00 | 110.192 | \$ 453.0 |
| 963 | Sell | 09.06.2017 10:07:00 | 110.094 | 0.03 | 09.06.2017 13:45:00 | 110.192 | \$ -294.0 |
| 738 | Sell | 09.06.2017 14:56:00 | 110.249 | 0.01 | 09.06.2017 15:00:00 | 110.226 | \$ 23.0 |
| 860 | Sell | 09.06.2017 14:56:00 | 110.249 | 0.01 | 09.06.2017 15:00:00 | 110.226 | \$ 23.0 |
| 965 | Sell | 09.06.2017 14:56:00 | 110.249 | 0.03 | 09.06.2017 15:00:00 | 110.223 | \$ 78.0 |
| 861 | Sell | 09.06.2017 15:04:00 | 110.262 | 0.02 | 09.06.2017 15:06:00 | 110.238 | \$ 48.0 |
| 966 | Sell | 09.06.2017 15:04:00 | 110.262 | 0.05 | 09.06.2017 15:07:00 | 110.236 | \$ 130.0 |
| 739 | Sell | 09.06.2017 17:45:00 | 110.391 | 0.01 | 09.06.2017 18:02:00 | 110.369 | \$ 22.0 |
| 862 | Sell | 09.06.2017 17:45:00 | 110.391 | 0.01 | 09.06.2017 18:02:00 | 110.369 | \$ 22.0 |
| 967 | Sell | 09.06.2017 17:45:00 | 110.391 | 0.03 | 09.06.2017 18:02:00 | 110.366 | \$ 75.0 |
| 769 | Sell | 09.06.2017 22:29:00 | 110.745 | 0.02 | 09.06.2017 23:11:00 | 110.679 | \$ 132.0 |
| 768 | Sell | 09.06.2017 22:24:00 | 110.796 | 0.02 | 09.06.2017 23:11:00 | 110.679 | \$ 234.0 |
| 767 | Sell | 09.06.2017 22:19:00 | 110.738 | 0.02 | 09.06.2017 23:11:00 | 110.679 | \$ 118.0 |
| 766 | Sell | 09.06.2017 22:14:00 | 110.675 | 0.02 | 09.06.2017 23:11:00 | 110.679 | \$ -8.0 |
| 765 | Sell | 09.06.2017 22:09:00 | 110.661 | 0.02 | 09.06.2017 23:11:00 | 110.679 | \$ -36.0 |
| 764 | Sell | 09.06.2017 22:04:00 | 110.646 | 0.02 | 09.06.2017 23:11:00 | 110.679 | \$ -66.0 |
| 763 | Sell | 09.06.2017 21:59:00 | 110.637 | 0.02 | 09.06.2017 23:11:00 | 110.679 | \$ -84.0 |
| 741 | Sell | 09.06.2017 23:30:00 | 110.746 | 0.01 | 10.06.2017 00:48:00 | 110.587 | \$ 159.0 |
| 740 | Sell | 09.06.2017 21:42:00 | 110.471 | 0.01 | 10.06.2017 00:48:00 | 110.587 | \$ -116.0 |
| 864 | Sell | 09.06.2017 23:30:00 | 110.746 | 0.01 | 10.06.2017 00:48:00 | 110.587 | \$ 159.0 |
| 863 | Sell | 09.06.2017 21:42:00 | 110.471 | 0.01 | 10.06.2017 00:48:00 | 110.587 | \$ -116.0 |
| 969 | Sell | 09.06.2017 23:30:00 | 110.746 | 0.03 | 10.06.2017 01:08:00 | 110.583 | \$ 489.0 |
| 968 | Sell | 09.06.2017 21:42:00 | 110.471 | 0.03 | 10.06.2017 01:08:00 | 110.583 | \$ -336.0 |
| 970 | Buy | 10.06.2017 04:00:00 | 110.188 | 0.01 | 10.06.2017 04:02:00 | 110.215 | \$ 27.0 |
| 971 | Buy | 12.06.2017 09:38:00 | 110.181 | 0.01 | 12.06.2017 09:44:00 | 110.206 | \$ 25.0 |
| 742 | Buy | 12.06.2017 10:22:00 | 110.195 | 0.01 | 12.06.2017 10:27:00 | 110.218 | \$ 23.0 |
| 865 | Buy | 12.06.2017 10:22:00 | 110.195 | 0.01 | 12.06.2017 10:27:00 | 110.218 | \$ 23.0 |
| 972 | Buy | 12.06.2017 15:06:00 | 110.214 | 0.01 | 12.06.2017 15:24:00 | 110.239 | \$ 25.0 |
| 973 | Buy | 12.06.2017 16:46:00 | 110.2 | 0.01 | 12.06.2017 17:01:00 | 110.226 | \$ 26.0 |
| 974 | Buy | 12.06.2017 18:36:00 | 109.95 | 0.01 | 12.06.2017 19:24:00 | 109.976 | \$ 26.0 |
| 975 | Buy | 12.06.2017 20:16:00 | 109.926 | 0.01 | 12.06.2017 21:43:00 | 109.953 | \$ 27.0 |
| 977 | Buy | 12.06.2017 22:45:00 | 109.876 | 0.01 | 12.06.2017 22:46:00 | 109.911 | \$ 35.0 |
| 976 | Buy | 12.06.2017 22:45:00 | 109.888 | 0.03 | 12.06.2017 22:46:00 | 109.911 | \$ 69.0 |
| 978 | Buy | 13.06.2017 00:34:00 | 109.801 | 0.01 | 13.06.2017 02:43:00 | 109.827 | \$ 26.0 |
| 870 | Buy | 13.06.2017 00:34:00 | 109.801 | 0.01 | 13.06.2017 05:27:00 | 109.94 | \$ 139.0 |
| 869 | Buy | 12.06.2017 22:45:00 | 109.876 | 0.01 | 13.06.2017 05:27:00 | 109.94 | \$ 67.97 |
| 868 | Buy | 12.06.2017 22:45:00 | 109.888 | 0.02 | 13.06.2017 05:27:00 | 109.94 | \$ 111.94 |
| 867 | Buy | 12.06.2017 20:10:00 | 109.939 | 0.01 | 13.06.2017 05:27:00 | 109.94 | \$ 4.97 |
| 866 | Buy | 12.06.2017 17:17:00 | 110.121 | 0.01 | 13.06.2017 05:27:00 | 109.94 | \$ -177.03 |
| 746 | Buy | 13.06.2017 00:34:00 | 109.801 | 0.01 | 13.06.2017 09:04:00 | 109.958 | \$ 157.0 |
| 745 | Buy | 12.06.2017 22:45:00 | 109.888 | 0.01 | 13.06.2017 09:04:00 | 109.958 | \$ 73.97 |
| 744 | Buy | 12.06.2017 20:10:00 | 109.939 | 0.01 | 13.06.2017 09:04:00 | 109.958 | \$ 22.97 |
| 743 | Buy | 12.06.2017 17:17:00 | 110.121 | 0.01 | 13.06.2017 09:04:00 | 109.958 | \$ -159.03 |
| 979 | Sell | 13.06.2017 10:09:00 | 110.066 | 0.03 | 13.06.2017 10:30:00 | 110.041 | \$ 75.0 |
| 747 | Sell | 13.06.2017 16:11:00 | 110.173 | 0.01 | 13.06.2017 16:28:00 | 110.151 | \$ 22.0 |
| 871 | Sell | 13.06.2017 16:11:00 | 110.173 | 0.01 | 13.06.2017 16:28:00 | 110.151 | \$ 22.0 |
| 980 | Sell | 13.06.2017 16:02:00 | 110.116 | 0.03 | 13.06.2017 19:00:00 | 110.09 | \$ 78.0 |
| 748 | Sell | 13.06.2017 22:03:00 | 110.215 | 0.01 | 13.06.2017 22:06:00 | 110.194 | \$ 21.0 |
| 872 | Sell | 13.06.2017 22:03:00 | 110.215 | 0.01 | 13.06.2017 22:06:00 | 110.194 | \$ 21.0 |
| 981 | Sell | 13.06.2017 22:01:00 | 110.185 | 0.03 | 13.06.2017 22:35:00 | 110.159 | \$ 78.0 |
| 982 | Buy | 14.06.2017 11:15:00 | 109.999 | 0.01 | 14.06.2017 11:51:00 | 110.025 | \$ 26.0 |
| 749 | Sell | 14.06.2017 19:07:00 | 110.284 | 0.01 | 14.06.2017 19:27:00 | 110.264 | \$ 20.0 |
| 873 | Sell | 14.06.2017 19:07:00 | 110.284 | 0.01 | 14.06.2017 19:27:00 | 110.264 | \$ 20.0 |
| 984 | Sell | 14.06.2017 19:07:00 | 110.284 | 0.03 | 14.06.2017 21:30:00 | 110.185 | \$ 297.0 |
| 983 | Sell | 14.06.2017 16:31:00 | 110.137 | 0.03 | 14.06.2017 21:30:00 | 110.185 | \$ -144.0 |
| 770 | Buy | 14.06.2017 23:03:00 | 109.199 | 0.02 | 14.06.2017 23:04:00 | 109.221 | \$ 44.0 |
| 774 | Buy | 14.06.2017 23:24:00 | 109.107 | 0.02 | 14.06.2017 23:29:00 | 109.136 | \$ 58.0 |
| 773 | Buy | 14.06.2017 23:19:00 | 109.092 | 0.02 | 14.06.2017 23:29:00 | 109.136 | \$ 88.0 |

| | | | | | | | |
|------|------|---------------------|---------|------|---------------------|---------|-------------|
| 772 | Buy | 14.06.2017 23:14:00 | 109.075 | 0.02 | 14.06.2017 23:29:00 | 109.136 | \$ 122.0 |
| 771 | Buy | 14.06.2017 23:09:00 | 109.178 | 0.02 | 14.06.2017 23:29:00 | 109.136 | \$ -84.0 |
| 775 | Buy | 14.06.2017 23:31:00 | 109.078 | 0.02 | 14.06.2017 23:34:00 | 109.1 | \$ 44.0 |
| 778 | Buy | 15.06.2017 00:00:00 | 108.96 | 0.02 | 15.06.2017 00:03:00 | 109.02 | \$ 120.0 |
| 777 | Buy | 14.06.2017 23:55:00 | 108.999 | 0.02 | 15.06.2017 00:03:00 | 109.02 | \$ 65.82 |
| 776 | Buy | 14.06.2017 23:46:00 | 109.037 | 0.02 | 15.06.2017 00:03:00 | 109.02 | \$ -10.18 |
| 752 | Buy | 15.06.2017 01:40:00 | 109.083 | 0.01 | 15.06.2017 03:01:00 | 109.232 | \$ 149.0 |
| 751 | Buy | 14.06.2017 23:48:00 | 109.025 | 0.01 | 15.06.2017 03:01:00 | 109.232 | \$ 218.91 |
| 750 | Buy | 14.06.2017 21:46:00 | 109.523 | 0.01 | 15.06.2017 03:01:00 | 109.232 | \$ -279.09 |
| 876 | Buy | 15.06.2017 01:40:00 | 109.083 | 0.01 | 15.06.2017 03:01:00 | 109.232 | \$ 149.0 |
| 875 | Buy | 14.06.2017 23:48:00 | 109.025 | 0.01 | 15.06.2017 03:01:00 | 109.232 | \$ 218.91 |
| 874 | Buy | 14.06.2017 21:46:00 | 109.523 | 0.01 | 15.06.2017 03:01:00 | 109.232 | \$ -279.09 |
| 987 | Buy | 15.06.2017 01:40:00 | 109.083 | 0.01 | 15.06.2017 03:16:00 | 109.356 | \$ 273.0 |
| 986 | Buy | 14.06.2017 23:11:00 | 109.106 | 0.01 | 15.06.2017 03:16:00 | 109.356 | \$ 261.91 |
| 985 | Buy | 14.06.2017 21:31:00 | 109.803 | 0.01 | 15.06.2017 03:16:00 | 109.356 | \$ -435.09 |
| 753 | Buy | 15.06.2017 07:44:00 | 109.472 | 0.01 | 15.06.2017 07:45:00 | 109.492 | \$ 20.0 |
| 877 | Buy | 15.06.2017 07:44:00 | 109.472 | 0.02 | 15.06.2017 07:45:00 | 109.492 | \$ 40.0 |
| 878 | Buy | 15.06.2017 08:00:00 | 109.351 | 0.01 | 15.06.2017 08:00:00 | 109.372 | \$ 21.0 |
| 988 | Sell | 15.06.2017 14:38:00 | 109.696 | 0.03 | 15.06.2017 14:59:00 | 109.668 | \$ 84.0 |
| 989 | Sell | 15.06.2017 18:11:00 | 109.725 | 0.03 | 15.06.2017 18:30:00 | 109.699 | \$ 78.0 |
| 783 | Sell | 15.06.2017 21:50:00 | 110.366 | 0.02 | 15.06.2017 22:14:00 | 110.308 | \$ 116.0 |
| 782 | Sell | 15.06.2017 21:45:00 | 110.348 | 0.02 | 15.06.2017 22:14:00 | 110.308 | \$ 80.0 |
| 781 | Sell | 15.06.2017 21:40:00 | 110.331 | 0.02 | 15.06.2017 22:14:00 | 110.308 | \$ 46.0 |
| 780 | Sell | 15.06.2017 21:35:00 | 110.327 | 0.02 | 15.06.2017 22:14:00 | 110.308 | \$ 38.0 |
| 779 | Sell | 15.06.2017 21:30:00 | 110.274 | 0.02 | 15.06.2017 22:14:00 | 110.308 | \$ -68.0 |
| 786 | Sell | 15.06.2017 23:12:00 | 110.588 | 0.02 | 15.06.2017 23:20:00 | 110.538 | \$ 100.0 |
| 785 | Sell | 15.06.2017 23:07:00 | 110.549 | 0.02 | 15.06.2017 23:20:00 | 110.538 | \$ 22.0 |
| 784 | Sell | 15.06.2017 23:02:00 | 110.542 | 0.02 | 15.06.2017 23:20:00 | 110.538 | \$ 8.0 |
| 791 | Sell | 15.06.2017 23:51:00 | 110.7 | 0.02 | 15.06.2017 23:52:00 | 110.659 | \$ 82.0 |
| 790 | Sell | 15.06.2017 23:46:00 | 110.7 | 0.02 | 15.06.2017 23:52:00 | 110.659 | \$ 82.0 |
| 789 | Sell | 15.06.2017 23:41:00 | 110.764 | 0.02 | 15.06.2017 23:52:00 | 110.659 | \$ 210.0 |
| 788 | Sell | 15.06.2017 23:36:00 | 110.626 | 0.02 | 15.06.2017 23:52:00 | 110.659 | \$ -66.0 |
| 787 | Sell | 15.06.2017 23:31:00 | 110.611 | 0.02 | 15.06.2017 23:52:00 | 110.659 | \$ -96.0 |
| 793 | Sell | 16.06.2017 01:52:00 | 110.941 | 0.02 | 16.06.2017 01:55:00 | 110.905 | \$ 72.0 |
| 792 | Sell | 16.06.2017 01:47:00 | 110.91 | 0.02 | 16.06.2017 01:55:00 | 110.905 | \$ 10.0 |
| 794 | Sell | 16.06.2017 01:59:00 | 110.939 | 0.02 | 16.06.2017 02:03:00 | 110.918 | \$ 42.0 |
| 795 | Sell | 16.06.2017 09:05:00 | 111.126 | 0.02 | 16.06.2017 09:07:00 | 111.105 | \$ 42.0 |
| 796 | Sell | 16.06.2017 09:10:00 | 111.102 | 0.02 | 16.06.2017 09:28:00 | 111.081 | \$ 42.0 |
| 891 | Sell | 16.06.2017 20:22:00 | 111.394 | 0.02 | 16.06.2017 22:31:00 | 111.001 | \$ 786.0 |
| 890 | Sell | 16.06.2017 17:23:00 | 111.338 | 0.02 | 16.06.2017 22:31:00 | 111.001 | \$ 674.0 |
| 889 | Sell | 16.06.2017 15:43:00 | 111.333 | 0.02 | 16.06.2017 22:31:00 | 111.001 | \$ 664.0 |
| 888 | Sell | 16.06.2017 13:03:00 | 111.241 | 0.02 | 16.06.2017 22:31:00 | 111.001 | \$ 480.0 |
| 887 | Sell | 16.06.2017 11:12:00 | 111.215 | 0.01 | 16.06.2017 22:31:00 | 111.001 | \$ 214.0 |
| 886 | Sell | 16.06.2017 10:54:00 | 111.121 | 0.02 | 16.06.2017 22:31:00 | 111.001 | \$ 240.0 |
| 885 | Sell | 16.06.2017 08:59:00 | 110.979 | 0.02 | 16.06.2017 22:31:00 | 111.001 | \$ -44.0 |
| 884 | Sell | 16.06.2017 05:01:00 | 110.939 | 0.02 | 16.06.2017 22:31:00 | 111.001 | \$ -124.0 |
| 883 | Sell | 16.06.2017 02:58:00 | 110.936 | 0.01 | 16.06.2017 22:31:00 | 111.001 | \$ -65.0 |
| 882 | Sell | 16.06.2017 01:16:00 | 110.78 | 0.01 | 16.06.2017 22:31:00 | 111.001 | \$ -221.0 |
| 881 | Sell | 15.06.2017 23:33:00 | 110.611 | 0.01 | 16.06.2017 22:31:00 | 111.001 | \$ -399.83 |
| 880 | Sell | 15.06.2017 21:53:00 | 110.384 | 0.01 | 16.06.2017 22:31:00 | 111.001 | \$ -626.83 |
| 879 | Sell | 15.06.2017 20:12:00 | 109.806 | 0.01 | 16.06.2017 22:31:00 | 111.001 | \$ -1204.83 |
| 1002 | Sell | 16.06.2017 20:22:00 | 111.394 | 0.05 | 16.06.2017 22:31:00 | 110.969 | \$ 2125.0 |
| 1001 | Sell | 16.06.2017 17:23:00 | 111.338 | 0.05 | 16.06.2017 22:31:00 | 110.969 | \$ 1845.0 |
| 1000 | Sell | 16.06.2017 15:43:00 | 111.333 | 0.05 | 16.06.2017 22:31:00 | 110.969 | \$ 1820.0 |
| 999 | Sell | 16.06.2017 13:03:00 | 111.241 | 0.05 | 16.06.2017 22:31:00 | 110.969 | \$ 1360.0 |
| 998 | Sell | 16.06.2017 11:12:00 | 111.215 | 0.03 | 16.06.2017 22:31:00 | 110.969 | \$ 738.0 |
| 997 | Sell | 16.06.2017 10:54:00 | 111.121 | 0.05 | 16.06.2017 22:31:00 | 110.969 | \$ 760.0 |
| 996 | Sell | 16.06.2017 08:59:00 | 110.995 | 0.05 | 16.06.2017 22:31:00 | 110.969 | \$ 130.0 |
| 995 | Sell | 16.06.2017 05:01:00 | 110.939 | 0.05 | 16.06.2017 22:31:00 | 110.969 | \$ -150.0 |
| 994 | Sell | 16.06.2017 02:58:00 | 110.936 | 0.03 | 16.06.2017 22:31:00 | 110.969 | \$ -99.0 |

| | | | | | | | |
|------|------|---------------------|---------|------|---------------------|---------|-------------|
| 993 | Sell | 16.06.2017 01:16:00 | 110.78 | 0.03 | 16.06.2017 22:31:00 | 110.969 | \$ -567.0 |
| 992 | Sell | 15.06.2017 23:33:00 | 110.611 | 0.03 | 16.06.2017 22:31:00 | 110.969 | \$ -1103.49 |
| 991 | Sell | 15.06.2017 21:50:00 | 110.366 | 0.03 | 16.06.2017 22:31:00 | 110.969 | \$ -1838.49 |
| 990 | Sell | 15.06.2017 20:09:00 | 109.776 | 0.03 | 16.06.2017 22:31:00 | 110.969 | \$ -3608.49 |
| 765 | Sell | 16.06.2017 20:22:00 | 111.394 | 0.01 | 16.06.2017 22:33:00 | 110.882 | \$ 512.0 |
| 764 | Sell | 16.06.2017 17:23:00 | 111.338 | 0.01 | 16.06.2017 22:33:00 | 110.882 | \$ 456.0 |
| 763 | Sell | 16.06.2017 15:43:00 | 111.333 | 0.01 | 16.06.2017 22:33:00 | 110.882 | \$ 451.0 |
| 762 | Sell | 16.06.2017 13:03:00 | 111.241 | 0.01 | 16.06.2017 22:33:00 | 110.882 | \$ 359.0 |
| 761 | Sell | 16.06.2017 10:54:00 | 111.121 | 0.01 | 16.06.2017 22:33:00 | 110.882 | \$ 239.0 |
| 760 | Sell | 16.06.2017 08:59:00 | 110.979 | 0.01 | 16.06.2017 22:33:00 | 110.882 | \$ 97.0 |
| 759 | Sell | 16.06.2017 05:01:00 | 110.939 | 0.01 | 16.06.2017 22:33:00 | 110.882 | \$ 57.0 |
| 758 | Sell | 16.06.2017 02:58:00 | 110.936 | 0.01 | 16.06.2017 22:33:00 | 110.882 | \$ 54.0 |
| 757 | Sell | 16.06.2017 01:16:00 | 110.78 | 0.01 | 16.06.2017 22:33:00 | 110.882 | \$ -102.0 |
| 756 | Sell | 15.06.2017 23:33:00 | 110.611 | 0.01 | 16.06.2017 22:33:00 | 110.882 | \$ -280.83 |
| 755 | Sell | 15.06.2017 21:53:00 | 110.384 | 0.01 | 16.06.2017 22:33:00 | 110.882 | \$ -507.83 |
| 754 | Sell | 15.06.2017 20:12:00 | 109.806 | 0.01 | 16.06.2017 22:33:00 | 110.882 | \$ -1085.83 |
| 1003 | Buy | 16.06.2017 23:01:00 | 110.851 | 0.01 | 16.06.2017 23:05:00 | 110.878 | \$ 27.0 |
| 766 | Buy | 16.06.2017 23:40:00 | 110.706 | 0.01 | 16.06.2017 23:41:00 | 110.728 | \$ 22.0 |
| 892 | Buy | 16.06.2017 23:40:00 | 110.706 | 0.01 | 16.06.2017 23:41:00 | 110.728 | \$ 22.0 |
| 767 | Buy | 17.06.2017 02:16:00 | 110.798 | 0.01 | 17.06.2017 02:37:00 | 110.819 | \$ 21.0 |
| 893 | Buy | 17.06.2017 02:16:00 | 110.798 | 0.01 | 17.06.2017 02:37:00 | 110.819 | \$ 21.0 |
| 1004 | Buy | 17.06.2017 02:16:00 | 110.798 | 0.01 | 17.06.2017 02:37:00 | 110.824 | \$ 26.0 |
| 768 | Buy | 19.06.2017 07:50:00 | 110.823 | 0.01 | 19.06.2017 07:57:00 | 110.844 | \$ 21.0 |
| 894 | Buy | 19.06.2017 07:50:00 | 110.823 | 0.02 | 19.06.2017 07:57:00 | 110.844 | \$ 42.0 |
| 1005 | Sell | 19.06.2017 15:10:00 | 111.052 | 0.03 | 19.06.2017 15:21:00 | 111.026 | \$ 78.0 |
| 769 | Sell | 19.06.2017 21:30:00 | 111.296 | 0.01 | 19.06.2017 21:39:00 | 111.276 | \$ 20.0 |
| 895 | Sell | 19.06.2017 21:30:00 | 111.296 | 0.01 | 19.06.2017 21:39:00 | 111.276 | \$ 20.0 |
| 1007 | Sell | 19.06.2017 23:05:00 | 111.371 | 0.03 | 19.06.2017 23:49:00 | 111.262 | \$ 327.0 |
| 1006 | Sell | 19.06.2017 21:25:00 | 111.204 | 0.03 | 19.06.2017 23:49:00 | 111.262 | \$ -174.0 |
| 901 | Sell | 20.06.2017 16:16:00 | 111.777 | 0.01 | 20.06.2017 17:28:00 | 111.591 | \$ 186.0 |
| 900 | Sell | 20.06.2017 15:55:00 | 111.647 | 0.02 | 20.06.2017 17:28:00 | 111.591 | \$ 112.0 |
| 899 | Sell | 20.06.2017 07:48:00 | 111.668 | 0.01 | 20.06.2017 17:28:00 | 111.591 | \$ 77.0 |
| 898 | Sell | 20.06.2017 07:23:00 | 111.624 | 0.02 | 20.06.2017 17:28:00 | 111.591 | \$ 66.0 |
| 897 | Sell | 20.06.2017 03:37:00 | 111.537 | 0.01 | 20.06.2017 17:28:00 | 111.591 | \$ -54.0 |
| 896 | Sell | 20.06.2017 01:04:00 | 111.364 | 0.01 | 20.06.2017 17:28:00 | 111.591 | \$ -227.0 |
| 1013 | Sell | 20.06.2017 16:16:00 | 111.777 | 0.03 | 20.06.2017 17:28:00 | 111.595 | \$ 546.0 |
| 1012 | Sell | 20.06.2017 16:03:00 | 111.699 | 0.05 | 20.06.2017 17:28:00 | 111.595 | \$ 520.0 |
| 1011 | Sell | 20.06.2017 07:48:00 | 111.668 | 0.03 | 20.06.2017 17:28:00 | 111.595 | \$ 219.0 |
| 1010 | Sell | 20.06.2017 07:23:00 | 111.624 | 0.05 | 20.06.2017 17:28:00 | 111.595 | \$ 145.0 |
| 1009 | Sell | 20.06.2017 03:37:00 | 111.537 | 0.03 | 20.06.2017 17:28:00 | 111.595 | \$ -174.0 |
| 1008 | Sell | 20.06.2017 01:04:00 | 111.364 | 0.03 | 20.06.2017 17:28:00 | 111.595 | \$ -693.0 |
| 774 | Sell | 20.06.2017 15:55:00 | 111.647 | 0.01 | 20.06.2017 18:50:00 | 111.564 | \$ 83.0 |
| 773 | Sell | 20.06.2017 09:11:00 | 111.76 | 0.01 | 20.06.2017 18:50:00 | 111.564 | \$ 196.0 |
| 772 | Sell | 20.06.2017 07:23:00 | 111.624 | 0.01 | 20.06.2017 18:50:00 | 111.564 | \$ 60.0 |
| 771 | Sell | 20.06.2017 03:37:00 | 111.537 | 0.01 | 20.06.2017 18:50:00 | 111.564 | \$ -27.0 |
| 770 | Sell | 20.06.2017 01:04:00 | 111.364 | 0.01 | 20.06.2017 18:50:00 | 111.564 | \$ -200.0 |
| 1014 | Buy | 20.06.2017 21:05:00 | 111.461 | 0.01 | 20.06.2017 21:43:00 | 111.486 | \$ 25.0 |
| 1015 | Sell | 20.06.2017 23:03:00 | 111.658 | 0.03 | 20.06.2017 23:11:00 | 111.632 | \$ 78.0 |
| 1016 | Buy | 21.06.2017 03:39:00 | 111.441 | 0.01 | 21.06.2017 04:14:00 | 111.468 | \$ 27.0 |
| 775 | Buy | 21.06.2017 08:18:00 | 111.324 | 0.01 | 21.06.2017 08:59:00 | 111.345 | \$ 21.0 |
| 902 | Buy | 21.06.2017 08:18:00 | 111.324 | 0.01 | 21.06.2017 08:59:00 | 111.345 | \$ 21.0 |
| 904 | Buy | 21.06.2017 15:03:00 | 111.241 | 0.02 | 21.06.2017 15:43:00 | 111.292 | \$ 102.0 |
| 903 | Buy | 21.06.2017 11:12:00 | 111.328 | 0.01 | 21.06.2017 15:43:00 | 111.292 | \$ -36.0 |
| 777 | Buy | 21.06.2017 15:03:00 | 111.241 | 0.01 | 21.06.2017 15:56:00 | 111.306 | \$ 65.0 |
| 776 | Buy | 21.06.2017 11:12:00 | 111.328 | 0.01 | 21.06.2017 15:56:00 | 111.306 | \$ -22.0 |
| 778 | Buy | 21.06.2017 17:35:00 | 111.132 | 0.01 | 21.06.2017 17:36:00 | 111.153 | \$ 21.0 |
| 905 | Buy | 21.06.2017 16:06:00 | 111.196 | 0.01 | 21.06.2017 18:04:00 | 111.217 | \$ 21.0 |
| 906 | Buy | 21.06.2017 18:36:00 | 111.13 | 0.01 | 21.06.2017 19:05:00 | 111.15 | \$ 20.0 |
| 1023 | Buy | 21.06.2017 18:36:00 | 111.13 | 0.01 | 21.06.2017 20:04:00 | 111.331 | \$ 201.0 |
| 1022 | Buy | 21.06.2017 16:06:00 | 111.196 | 0.01 | 21.06.2017 20:04:00 | 111.331 | \$ 135.0 |

| | | | | | | | |
|------|------|---------------------|---------|------|---------------------|---------|-----------|
| 1021 | Buy | 21.06.2017 15:03:00 | 111.241 | 0.03 | 21.06.2017 20:04:00 | 111.331 | \$ 270.0 |
| 1020 | Buy | 21.06.2017 11:12:00 | 111.328 | 0.01 | 21.06.2017 20:04:00 | 111.331 | \$ 3.0 |
| 1019 | Buy | 21.06.2017 09:31:00 | 111.282 | 0.01 | 21.06.2017 20:04:00 | 111.331 | \$ 49.0 |
| 1018 | Buy | 21.06.2017 07:40:00 | 111.431 | 0.03 | 21.06.2017 20:04:00 | 111.331 | \$ -300.0 |
| 1017 | Buy | 21.06.2017 07:37:00 | 111.414 | 0.01 | 21.06.2017 20:04:00 | 111.331 | \$ -83.0 |
| 1024 | Sell | 21.06.2017 21:02:00 | 111.465 | 0.03 | 21.06.2017 21:14:00 | 111.439 | \$ 78.0 |
| 779 | Sell | 21.06.2017 22:20:00 | 111.63 | 0.01 | 21.06.2017 22:30:00 | 111.607 | \$ 23.0 |
| 907 | Sell | 21.06.2017 22:20:00 | 111.63 | 0.01 | 21.06.2017 22:30:00 | 111.607 | \$ 23.0 |
| 1025 | Sell | 21.06.2017 22:50:00 | 111.637 | 0.03 | 21.06.2017 22:53:00 | 111.61 | \$ 81.0 |
| 780 | Sell | 22.06.2017 00:51:00 | 111.597 | 0.01 | 22.06.2017 01:01:00 | 111.575 | \$ 22.0 |
| 908 | Sell | 22.06.2017 00:51:00 | 111.597 | 0.01 | 22.06.2017 01:01:00 | 111.575 | \$ 22.0 |
| 1026 | Sell | 22.06.2017 00:51:00 | 111.597 | 0.03 | 22.06.2017 01:01:00 | 111.569 | \$ 84.0 |
| 1027 | Buy | 22.06.2017 09:07:00 | 111.277 | 0.01 | 22.06.2017 09:12:00 | 111.303 | \$ 26.0 |
| 781 | Buy | 22.06.2017 10:00:00 | 111.153 | 0.01 | 22.06.2017 10:08:00 | 111.175 | \$ 22.0 |
| 909 | Buy | 22.06.2017 10:00:00 | 111.153 | 0.01 | 22.06.2017 10:08:00 | 111.175 | \$ 22.0 |
| 1028 | Buy | 22.06.2017 10:47:00 | 111.099 | 0.01 | 22.06.2017 10:54:00 | 111.126 | \$ 27.0 |
| 782 | Buy | 22.06.2017 14:33:00 | 111.077 | 0.01 | 22.06.2017 15:28:00 | 111.099 | \$ 22.0 |
| 911 | Buy | 22.06.2017 14:38:00 | 111.081 | 0.02 | 22.06.2017 15:28:00 | 111.099 | \$ 36.0 |
| 910 | Buy | 22.06.2017 14:33:00 | 111.073 | 0.01 | 22.06.2017 15:28:00 | 111.099 | \$ 26.0 |
| 1029 | Buy | 22.06.2017 14:33:00 | 111.07 | 0.01 | 22.06.2017 15:28:00 | 111.099 | \$ 29.0 |
| 1030 | Buy | 22.06.2017 16:08:00 | 111.024 | 0.03 | 22.06.2017 16:12:00 | 111.049 | \$ 75.0 |
| 783 | Buy | 22.06.2017 16:36:00 | 110.997 | 0.01 | 22.06.2017 16:38:00 | 111.019 | \$ 22.0 |
| 1031 | Buy | 22.06.2017 16:36:00 | 110.997 | 0.01 | 22.06.2017 16:38:00 | 111.022 | \$ 25.0 |
| 913 | Buy | 22.06.2017 16:36:00 | 111.024 | 0.02 | 22.06.2017 16:42:00 | 111.036 | \$ 24.0 |
| 912 | Buy | 22.06.2017 16:36:00 | 110.997 | 0.01 | 22.06.2017 16:42:00 | 111.036 | \$ 39.0 |
| 1032 | Sell | 22.06.2017 20:02:00 | 111.332 | 0.03 | 22.06.2017 20:05:00 | 111.306 | \$ 78.0 |
| 1033 | Sell | 22.06.2017 23:48:00 | 111.406 | 0.03 | 22.06.2017 23:56:00 | 111.38 | \$ 78.0 |
| 784 | Sell | 23.06.2017 03:02:00 | 111.421 | 0.01 | 23.06.2017 03:10:00 | 111.4 | \$ 21.0 |
| 914 | Sell | 23.06.2017 03:02:00 | 111.421 | 0.01 | 23.06.2017 03:10:00 | 111.4 | \$ 21.0 |
| 1034 | Sell | 23.06.2017 03:02:00 | 111.421 | 0.03 | 23.06.2017 03:14:00 | 111.394 | \$ 81.0 |
| 1035 | Sell | 23.06.2017 09:25:00 | 111.378 | 0.03 | 23.06.2017 09:46:00 | 111.351 | \$ 81.0 |
| 1036 | Buy | 23.06.2017 17:11:00 | 111.221 | 0.01 | 23.06.2017 17:31:00 | 111.248 | \$ 27.0 |
| 1037 | Buy | 23.06.2017 18:59:00 | 111.216 | 0.01 | 23.06.2017 19:20:00 | 111.242 | \$ 26.0 |
| 1038 | Buy | 23.06.2017 22:46:00 | 111.186 | 0.01 | 23.06.2017 22:49:00 | 111.213 | \$ 27.0 |
| 1039 | Buy | 26.06.2017 07:09:00 | 111.22 | 0.01 | 26.06.2017 07:25:00 | 111.245 | \$ 25.0 |
| 786 | Sell | 26.06.2017 20:25:00 | 111.686 | 0.01 | 26.06.2017 21:30:00 | 111.596 | \$ 90.0 |
| 785 | Sell | 26.06.2017 17:02:00 | 111.549 | 0.01 | 26.06.2017 21:30:00 | 111.596 | \$ -47.0 |
| 916 | Sell | 26.06.2017 20:25:00 | 111.686 | 0.01 | 26.06.2017 21:30:00 | 111.596 | \$ 90.0 |
| 915 | Sell | 26.06.2017 17:02:00 | 111.549 | 0.01 | 26.06.2017 21:30:00 | 111.596 | \$ -47.0 |
| 1042 | Sell | 26.06.2017 20:25:00 | 111.686 | 0.03 | 26.06.2017 21:34:00 | 111.51 | \$ 528.0 |
| 1041 | Sell | 26.06.2017 17:02:00 | 111.549 | 0.03 | 26.06.2017 21:34:00 | 111.51 | \$ 117.0 |
| 1040 | Sell | 26.06.2017 15:22:00 | 111.375 | 0.03 | 26.06.2017 21:34:00 | 111.51 | \$ -405.0 |
| 787 | Sell | 26.06.2017 23:35:00 | 111.559 | 0.01 | 26.06.2017 23:37:00 | 111.536 | \$ 23.0 |
| 917 | Sell | 26.06.2017 23:35:00 | 111.559 | 0.02 | 26.06.2017 23:37:00 | 111.536 | \$ 46.0 |
| 788 | Sell | 27.06.2017 01:54:00 | 111.704 | 0.01 | 27.06.2017 02:05:00 | 111.683 | \$ 21.0 |
| 918 | Sell | 27.06.2017 01:54:00 | 111.704 | 0.01 | 27.06.2017 02:05:00 | 111.683 | \$ 21.0 |
| 789 | Sell | 27.06.2017 03:34:00 | 111.895 | 0.01 | 27.06.2017 04:48:00 | 111.874 | \$ 21.0 |
| 800 | Sell | 27.06.2017 03:45:00 | 111.905 | 0.02 | 27.06.2017 04:48:00 | 111.874 | \$ 62.0 |
| 799 | Sell | 27.06.2017 03:40:00 | 111.89 | 0.02 | 27.06.2017 04:48:00 | 111.874 | \$ 32.0 |
| 798 | Sell | 27.06.2017 03:35:00 | 111.894 | 0.02 | 27.06.2017 04:48:00 | 111.874 | \$ 40.0 |
| 797 | Sell | 27.06.2017 03:30:00 | 111.892 | 0.02 | 27.06.2017 04:48:00 | 111.874 | \$ 36.0 |
| 919 | Sell | 27.06.2017 03:34:00 | 111.895 | 0.01 | 27.06.2017 04:48:00 | 111.874 | \$ 21.0 |
| 790 | Sell | 27.06.2017 09:05:00 | 111.941 | 0.01 | 27.06.2017 09:16:00 | 111.92 | \$ 21.0 |
| 920 | Sell | 27.06.2017 09:05:00 | 111.941 | 0.02 | 27.06.2017 09:16:00 | 111.92 | \$ 42.0 |
| 921 | Sell | 27.06.2017 09:34:00 | 111.967 | 0.01 | 27.06.2017 09:48:00 | 111.945 | \$ 22.0 |
| 791 | Sell | 27.06.2017 10:45:00 | 112.071 | 0.01 | 27.06.2017 10:46:00 | 112.05 | \$ 21.0 |
| 1045 | Sell | 27.06.2017 09:34:00 | 111.967 | 0.03 | 27.06.2017 13:38:00 | 111.852 | \$ 345.0 |
| 1044 | Sell | 27.06.2017 09:05:00 | 111.941 | 0.05 | 27.06.2017 13:38:00 | 111.852 | \$ 445.0 |
| 1043 | Sell | 27.06.2017 03:00:00 | 111.683 | 0.03 | 27.06.2017 13:38:00 | 111.852 | \$ -507.0 |
| 1046 | Buy | 27.06.2017 16:02:00 | 111.642 | 0.01 | 27.06.2017 16:15:00 | 111.668 | \$ 26.0 |

| | | | | | | | |
|------|------|---------------------|---------|------|---------------------|---------|------------|
| 792 | Buy | 27.06.2017 17:00:00 | 111.534 | 0.01 | 27.06.2017 17:06:00 | 111.556 | \$ 22.0 |
| 922 | Buy | 27.06.2017 17:00:00 | 111.534 | 0.01 | 27.06.2017 17:06:00 | 111.556 | \$ 22.0 |
| 1047 | Sell | 27.06.2017 20:51:00 | 111.918 | 0.03 | 27.06.2017 21:08:00 | 111.892 | \$ 78.0 |
| 793 | Sell | 27.06.2017 23:01:00 | 112.039 | 0.01 | 27.06.2017 23:02:00 | 112.017 | \$ 22.0 |
| 923 | Sell | 27.06.2017 23:01:00 | 112.039 | 0.01 | 27.06.2017 23:02:00 | 112.017 | \$ 22.0 |
| 794 | Sell | 28.06.2017 00:41:00 | 112.325 | 0.01 | 28.06.2017 01:45:00 | 112.304 | \$ 21.0 |
| 924 | Sell | 28.06.2017 00:41:00 | 112.325 | 0.01 | 28.06.2017 01:45:00 | 112.304 | \$ 21.0 |
| 806 | Sell | 28.06.2017 00:54:00 | 112.418 | 0.02 | 28.06.2017 01:46:00 | 112.29 | \$ 256.0 |
| 805 | Sell | 28.06.2017 00:49:00 | 112.396 | 0.02 | 28.06.2017 01:46:00 | 112.29 | \$ 212.0 |
| 804 | Sell | 28.06.2017 00:33:00 | 112.344 | 0.02 | 28.06.2017 01:46:00 | 112.29 | \$ 108.0 |
| 803 | Sell | 28.06.2017 00:07:00 | 112.269 | 0.02 | 28.06.2017 01:46:00 | 112.29 | \$ -42.0 |
| 802 | Sell | 28.06.2017 00:02:00 | 112.237 | 0.02 | 28.06.2017 01:46:00 | 112.29 | \$ -106.0 |
| 801 | Sell | 27.06.2017 23:57:00 | 112.211 | 0.02 | 28.06.2017 01:46:00 | 112.29 | \$ -177.66 |
| 1049 | Sell | 28.06.2017 00:37:00 | 112.328 | 0.03 | 28.06.2017 03:15:00 | 112.116 | \$ 636.0 |
| 1048 | Sell | 27.06.2017 22:57:00 | 111.958 | 0.03 | 28.06.2017 03:15:00 | 112.116 | \$ -503.49 |
| 795 | Sell | 28.06.2017 05:02:00 | 112.224 | 0.01 | 28.06.2017 08:26:00 | 112.202 | \$ 22.0 |
| 925 | Sell | 28.06.2017 05:02:00 | 112.224 | 0.02 | 28.06.2017 08:26:00 | 112.202 | \$ 44.0 |
| 796 | Sell | 28.06.2017 16:04:00 | 112.4 | 0.01 | 28.06.2017 16:05:00 | 112.38 | \$ 20.0 |
| 926 | Sell | 28.06.2017 16:04:00 | 112.4 | 0.01 | 28.06.2017 16:05:00 | 112.38 | \$ 20.0 |
| 1050 | Sell | 28.06.2017 15:11:00 | 112.216 | 0.03 | 28.06.2017 16:44:00 | 112.187 | \$ 87.0 |
| 1051 | Buy | 28.06.2017 17:12:00 | 112.003 | 0.01 | 28.06.2017 17:50:00 | 112.029 | \$ 26.0 |
| 1052 | Sell | 28.06.2017 22:36:00 | 112.271 | 0.03 | 28.06.2017 22:37:00 | 112.246 | \$ 75.0 |
| 1053 | Buy | 28.06.2017 23:00:00 | 112.058 | 0.01 | 28.06.2017 23:02:00 | 112.086 | \$ 28.0 |
| 1054 | Sell | 29.06.2017 01:46:00 | 112.242 | 0.03 | 29.06.2017 01:53:00 | 112.215 | \$ 81.0 |
| 1055 | Sell | 29.06.2017 05:53:00 | 112.33 | 0.03 | 29.06.2017 05:59:00 | 112.302 | \$ 84.0 |
| 797 | Sell | 29.06.2017 07:34:00 | 112.384 | 0.01 | 29.06.2017 07:37:00 | 112.361 | \$ 23.0 |
| 927 | Sell | 29.06.2017 07:34:00 | 112.384 | 0.01 | 29.06.2017 07:37:00 | 112.361 | \$ 23.0 |
| 1056 | Sell | 29.06.2017 07:34:00 | 112.384 | 0.03 | 29.06.2017 07:37:00 | 112.358 | \$ 78.0 |
| 1057 | Sell | 29.06.2017 15:27:00 | 112.336 | 0.03 | 29.06.2017 15:39:00 | 112.31 | \$ 78.0 |
| 1058 | Buy | 29.06.2017 15:50:00 | 112.174 | 0.01 | 29.06.2017 15:51:00 | 112.203 | \$ 29.0 |
| 1059 | Sell | 29.06.2017 17:07:00 | 112.609 | 0.03 | 29.06.2017 17:11:00 | 112.582 | \$ 81.0 |
| 798 | Sell | 29.06.2017 17:00:00 | 112.502 | 0.01 | 29.06.2017 18:28:00 | 112.481 | \$ 21.0 |
| 928 | Sell | 29.06.2017 17:00:00 | 112.502 | 0.01 | 29.06.2017 18:28:00 | 112.481 | \$ 21.0 |
| 799 | Sell | 29.06.2017 19:30:00 | 112.571 | 0.01 | 29.06.2017 19:45:00 | 112.549 | \$ 22.0 |
| 929 | Sell | 29.06.2017 19:30:00 | 112.571 | 0.01 | 29.06.2017 19:45:00 | 112.549 | \$ 22.0 |
| 1060 | Sell | 29.06.2017 19:30:00 | 112.571 | 0.03 | 29.06.2017 19:45:00 | 112.544 | \$ 81.0 |
| 807 | Sell | 29.06.2017 20:20:00 | 112.726 | 0.02 | 29.06.2017 20:23:00 | 112.703 | \$ 46.0 |
| 808 | Sell | 29.06.2017 22:05:00 | 112.913 | 0.02 | 29.06.2017 22:06:00 | 112.892 | \$ 42.0 |
| 800 | Sell | 29.06.2017 21:41:00 | 112.783 | 0.01 | 29.06.2017 22:38:00 | 112.762 | \$ 21.0 |
| 930 | Sell | 29.06.2017 21:41:00 | 112.783 | 0.01 | 29.06.2017 22:38:00 | 112.762 | \$ 21.0 |
| 1061 | Sell | 29.06.2017 21:41:00 | 112.783 | 0.03 | 29.06.2017 22:40:00 | 112.758 | \$ 75.0 |
| 1062 | Buy | 30.06.2017 01:28:00 | 112.222 | 0.01 | 30.06.2017 01:30:00 | 112.248 | \$ 26.0 |
| 801 | Buy | 30.06.2017 01:59:00 | 111.941 | 0.01 | 30.06.2017 01:59:00 | 111.967 | \$ 26.0 |
| 931 | Buy | 30.06.2017 01:59:00 | 111.941 | 0.01 | 30.06.2017 01:59:00 | 111.967 | \$ 26.0 |
| 1063 | Buy | 30.06.2017 08:36:00 | 111.944 | 0.01 | 30.06.2017 08:49:00 | 111.972 | \$ 28.0 |
| 933 | Buy | 30.06.2017 07:43:00 | 111.997 | 0.01 | 30.06.2017 09:07:00 | 112.075 | \$ 78.0 |
| 932 | Buy | 30.06.2017 07:35:00 | 112.081 | 0.02 | 30.06.2017 09:07:00 | 112.075 | \$ -12.0 |
| 802 | Buy | 30.06.2017 07:35:00 | 112.081 | 0.01 | 30.06.2017 09:17:00 | 112.102 | \$ 21.0 |
| 803 | Buy | 30.06.2017 09:50:00 | 111.991 | 0.01 | 30.06.2017 09:51:00 | 112.014 | \$ 23.0 |
| 934 | Buy | 30.06.2017 09:50:00 | 111.991 | 0.01 | 30.06.2017 09:51:00 | 112.014 | \$ 23.0 |
| 935 | Buy | 30.06.2017 10:00:00 | 111.978 | 0.02 | 30.06.2017 10:02:00 | 112.0 | \$ 44.0 |
| 1064 | Buy | 30.06.2017 10:00:00 | 111.978 | 0.03 | 30.06.2017 10:02:00 | 112.003 | \$ 75.0 |
| 1065 | Buy | 30.06.2017 10:16:00 | 111.893 | 0.01 | 30.06.2017 10:18:00 | 111.919 | \$ 26.0 |
| 804 | Buy | 30.06.2017 13:28:00 | 111.79 | 0.01 | 30.06.2017 13:28:00 | 111.811 | \$ 21.0 |
| 936 | Buy | 30.06.2017 13:28:00 | 111.79 | 0.01 | 30.06.2017 13:28:00 | 111.811 | \$ 21.0 |
| 1066 | Buy | 30.06.2017 13:28:00 | 111.79 | 0.01 | 30.06.2017 13:28:00 | 111.817 | \$ 27.0 |
| 805 | Buy | 30.06.2017 16:05:00 | 111.908 | 0.01 | 30.06.2017 16:10:00 | 111.929 | \$ 21.0 |
| 937 | Buy | 30.06.2017 16:05:00 | 111.908 | 0.02 | 30.06.2017 16:10:00 | 111.929 | \$ 42.0 |
| 806 | Buy | 30.06.2017 18:00:00 | 111.893 | 0.01 | 30.06.2017 18:05:00 | 111.914 | \$ 21.0 |
| 938 | Buy | 30.06.2017 18:00:00 | 111.893 | 0.01 | 30.06.2017 18:05:00 | 111.914 | \$ 21.0 |

| | | | | | | | |
|------|------|---------------------|---------|------|---------------------|---------|-------------|
| 1067 | Buy | 30.06.2017 18:00:00 | 111.893 | 0.01 | 30.06.2017 18:31:00 | 111.919 | \$ 26.0 |
| 1068 | Buy | 30.06.2017 21:31:00 | 111.886 | 0.01 | 30.06.2017 21:31:00 | 111.912 | \$ 26.0 |
| 1069 | Sell | 30.06.2017 21:42:00 | 112.18 | 0.03 | 30.06.2017 21:56:00 | 112.155 | \$ 75.0 |
| 809 | Sell | 01.07.2017 04:00:00 | 112.592 | 0.01 | 01.07.2017 05:53:00 | 112.414 | \$ 178.0 |
| 808 | Sell | 01.07.2017 02:20:00 | 112.422 | 0.01 | 01.07.2017 05:53:00 | 112.414 | \$ 8.0 |
| 807 | Sell | 30.06.2017 23:57:00 | 112.29 | 0.01 | 01.07.2017 05:53:00 | 112.414 | \$ -124.0 |
| 941 | Sell | 01.07.2017 04:00:00 | 112.592 | 0.01 | 01.07.2017 05:53:00 | 112.414 | \$ 178.0 |
| 940 | Sell | 01.07.2017 02:20:00 | 112.422 | 0.01 | 01.07.2017 05:53:00 | 112.414 | \$ 8.0 |
| 939 | Sell | 30.06.2017 23:57:00 | 112.29 | 0.01 | 01.07.2017 05:53:00 | 112.414 | \$ -124.0 |
| 1072 | Sell | 01.07.2017 03:37:00 | 112.483 | 0.03 | 01.07.2017 05:58:00 | 112.338 | \$ 435.0 |
| 1071 | Sell | 01.07.2017 01:15:00 | 112.427 | 0.03 | 01.07.2017 05:58:00 | 112.338 | \$ 267.0 |
| 1070 | Sell | 30.06.2017 23:35:00 | 112.184 | 0.03 | 01.07.2017 05:58:00 | 112.338 | \$ -462.0 |
| 810 | Sell | 03.07.2017 08:20:00 | 112.382 | 0.01 | 03.07.2017 08:24:00 | 112.361 | \$ 21.0 |
| 942 | Sell | 03.07.2017 08:20:00 | 112.382 | 0.02 | 03.07.2017 08:24:00 | 112.361 | \$ 42.0 |
| 812 | Sell | 03.07.2017 15:09:00 | 112.625 | 0.01 | 03.07.2017 15:37:00 | 112.526 | \$ 99.0 |
| 811 | Sell | 03.07.2017 12:41:00 | 112.474 | 0.01 | 03.07.2017 15:37:00 | 112.526 | \$ -52.0 |
| 944 | Sell | 03.07.2017 15:09:00 | 112.625 | 0.01 | 03.07.2017 15:37:00 | 112.526 | \$ 99.0 |
| 943 | Sell | 03.07.2017 12:41:00 | 112.474 | 0.01 | 03.07.2017 15:37:00 | 112.526 | \$ -52.0 |
| 813 | Sell | 03.07.2017 16:49:00 | 112.836 | 0.01 | 03.07.2017 16:59:00 | 112.814 | \$ 22.0 |
| 945 | Sell | 03.07.2017 16:49:00 | 112.836 | 0.01 | 03.07.2017 16:59:00 | 112.814 | \$ 22.0 |
| 814 | Sell | 03.07.2017 19:01:00 | 112.949 | 0.01 | 03.07.2017 21:24:00 | 112.928 | \$ 21.0 |
| 946 | Sell | 03.07.2017 19:01:00 | 112.949 | 0.01 | 03.07.2017 21:24:00 | 112.928 | \$ 21.0 |
| 815 | Sell | 03.07.2017 22:02:00 | 113.036 | 0.01 | 03.07.2017 22:19:00 | 113.013 | \$ 23.0 |
| 947 | Sell | 03.07.2017 22:02:00 | 113.036 | 0.02 | 03.07.2017 22:19:00 | 113.013 | \$ 46.0 |
| 818 | Sell | 04.07.2017 04:50:00 | 113.441 | 0.01 | 04.07.2017 06:00:00 | 113.365 | \$ 76.0 |
| 817 | Sell | 04.07.2017 03:01:00 | 113.432 | 0.01 | 04.07.2017 06:00:00 | 113.365 | \$ 67.0 |
| 816 | Sell | 03.07.2017 23:48:00 | 113.285 | 0.01 | 04.07.2017 06:00:00 | 113.365 | \$ -89.83 |
| 950 | Sell | 04.07.2017 04:50:00 | 113.441 | 0.02 | 04.07.2017 06:00:00 | 113.365 | \$ 152.0 |
| 949 | Sell | 04.07.2017 03:01:00 | 113.432 | 0.02 | 04.07.2017 06:00:00 | 113.365 | \$ 134.0 |
| 948 | Sell | 03.07.2017 23:01:00 | 113.184 | 0.01 | 04.07.2017 06:00:00 | 113.365 | \$ -190.83 |
| 1080 | Sell | 04.07.2017 04:50:00 | 113.441 | 0.05 | 04.07.2017 14:15:00 | 113.027 | \$ 2070.0 |
| 1079 | Sell | 04.07.2017 03:01:00 | 113.432 | 0.05 | 04.07.2017 14:15:00 | 113.027 | \$ 2025.0 |
| 1078 | Sell | 03.07.2017 23:01:00 | 113.184 | 0.03 | 04.07.2017 14:15:00 | 113.027 | \$ 441.51 |
| 1077 | Sell | 03.07.2017 22:02:00 | 113.036 | 0.05 | 04.07.2017 14:15:00 | 113.027 | \$ -4.15 |
| 1076 | Sell | 03.07.2017 19:01:00 | 112.949 | 0.03 | 04.07.2017 14:15:00 | 113.027 | \$ -263.49 |
| 1075 | Sell | 03.07.2017 16:49:00 | 112.836 | 0.03 | 04.07.2017 14:15:00 | 113.027 | \$ -602.49 |
| 1074 | Sell | 03.07.2017 15:09:00 | 112.625 | 0.03 | 04.07.2017 14:15:00 | 113.027 | \$ -1235.49 |
| 1073 | Sell | 03.07.2017 12:00:00 | 112.427 | 0.03 | 04.07.2017 14:15:00 | 113.027 | \$ -1829.49 |
| 820 | Sell | 04.07.2017 00:23:00 | 113.446 | 0.01 | 04.07.2017 14:30:00 | 112.927 | \$ 519.0 |
| 819 | Sell | 04.07.2017 00:12:00 | 113.406 | 0.01 | 04.07.2017 14:30:00 | 112.927 | \$ 479.0 |
| 818 | Sell | 04.07.2017 00:03:00 | 113.368 | 0.01 | 04.07.2017 14:30:00 | 112.927 | \$ 441.0 |
| 817 | Sell | 03.07.2017 23:07:00 | 113.224 | 0.01 | 04.07.2017 14:30:00 | 112.927 | \$ 287.17 |
| 816 | Sell | 03.07.2017 17:21:00 | 112.934 | 0.02 | 04.07.2017 14:30:00 | 112.927 | \$ -5.66 |
| 815 | Sell | 03.07.2017 17:13:00 | 112.892 | 0.02 | 04.07.2017 14:30:00 | 112.927 | \$ -89.66 |
| 814 | Sell | 03.07.2017 17:02:00 | 112.853 | 0.02 | 04.07.2017 14:30:00 | 112.927 | \$ -167.66 |
| 813 | Sell | 03.07.2017 16:54:00 | 112.824 | 0.02 | 04.07.2017 14:30:00 | 112.927 | \$ -225.66 |
| 812 | Sell | 03.07.2017 16:49:00 | 112.836 | 0.02 | 04.07.2017 14:30:00 | 112.927 | \$ -201.66 |
| 811 | Sell | 03.07.2017 16:44:00 | 112.821 | 0.02 | 04.07.2017 14:30:00 | 112.927 | \$ -231.66 |
| 810 | Sell | 03.07.2017 16:39:00 | 112.821 | 0.02 | 04.07.2017 14:30:00 | 112.927 | \$ -231.66 |
| 809 | Sell | 03.07.2017 16:34:00 | 112.768 | 0.02 | 04.07.2017 14:30:00 | 112.927 | \$ -337.66 |
| 819 | Buy | 04.07.2017 15:31:00 | 112.77 | 0.01 | 04.07.2017 15:31:00 | 112.79 | \$ 20.0 |
| 951 | Buy | 04.07.2017 15:31:00 | 112.77 | 0.01 | 04.07.2017 15:31:00 | 112.79 | \$ 20.0 |
| 1082 | Buy | 04.07.2017 15:53:00 | 112.881 | 0.01 | 04.07.2017 16:30:00 | 112.999 | \$ 118.0 |
| 1081 | Buy | 04.07.2017 14:13:00 | 113.066 | 0.01 | 04.07.2017 16:30:00 | 112.999 | \$ -67.0 |
| 1083 | Sell | 04.07.2017 21:06:00 | 113.243 | 0.03 | 04.07.2017 21:51:00 | 113.214 | \$ 87.0 |
| 1084 | Buy | 05.07.2017 08:45:00 | 112.993 | 0.01 | 05.07.2017 08:46:00 | 113.018 | \$ 25.0 |
| 820 | Buy | 05.07.2017 09:13:00 | 112.957 | 0.01 | 05.07.2017 09:16:00 | 112.977 | \$ 20.0 |
| 952 | Buy | 05.07.2017 09:13:00 | 112.957 | 0.01 | 05.07.2017 09:16:00 | 112.977 | \$ 20.0 |
| 821 | Buy | 05.07.2017 10:53:00 | 112.892 | 0.01 | 05.07.2017 11:13:00 | 112.912 | \$ 20.0 |
| 953 | Buy | 05.07.2017 10:53:00 | 112.892 | 0.01 | 05.07.2017 11:13:00 | 112.912 | \$ 20.0 |

| | | | | | | | |
|------|------|---------------------|---------|------|---------------------|---------|-----------|
| 1085 | Buy | 05.07.2017 10:34:00 | 112.971 | 0.01 | 05.07.2017 12:10:00 | 112.997 | \$ 26.0 |
| 1086 | Sell | 05.07.2017 15:08:00 | 113.252 | 0.03 | 05.07.2017 15:57:00 | 113.226 | \$ 78.0 |
| 1087 | Sell | 05.07.2017 16:48:00 | 113.546 | 0.03 | 05.07.2017 16:54:00 | 113.521 | \$ 75.0 |
| 821 | Sell | 05.07.2017 17:00:00 | 113.537 | 0.02 | 05.07.2017 17:07:00 | 113.515 | \$ 44.0 |
| 1088 | Sell | 05.07.2017 18:41:00 | 113.608 | 0.03 | 05.07.2017 20:13:00 | 113.58 | \$ 84.0 |
| 1089 | Sell | 05.07.2017 21:30:00 | 113.617 | 0.05 | 05.07.2017 21:38:00 | 113.592 | \$ 125.0 |
| 956 | Sell | 05.07.2017 21:30:00 | 113.617 | 0.02 | 05.07.2017 22:21:00 | 113.541 | \$ 152.0 |
| 955 | Sell | 05.07.2017 18:41:00 | 113.608 | 0.01 | 05.07.2017 22:21:00 | 113.541 | \$ 67.0 |
| 954 | Sell | 05.07.2017 16:30:00 | 113.409 | 0.01 | 05.07.2017 22:21:00 | 113.541 | \$ -132.0 |
| 824 | Sell | 05.07.2017 21:30:00 | 113.617 | 0.01 | 05.07.2017 22:38:00 | 113.522 | \$ 95.0 |
| 823 | Sell | 05.07.2017 18:41:00 | 113.608 | 0.01 | 05.07.2017 22:38:00 | 113.522 | \$ 86.0 |
| 822 | Sell | 05.07.2017 16:30:00 | 113.409 | 0.01 | 05.07.2017 22:38:00 | 113.522 | \$ -113.0 |
| 1090 | Buy | 06.07.2017 04:23:00 | 113.199 | 0.01 | 06.07.2017 04:56:00 | 113.224 | \$ 25.0 |
| 825 | Buy | 06.07.2017 07:25:00 | 113.12 | 0.01 | 06.07.2017 07:30:00 | 113.142 | \$ 22.0 |
| 957 | Buy | 06.07.2017 07:25:00 | 113.12 | 0.01 | 06.07.2017 07:30:00 | 113.142 | \$ 22.0 |
| 1091 | Buy | 06.07.2017 07:07:00 | 113.169 | 0.01 | 06.07.2017 08:17:00 | 113.195 | \$ 26.0 |
| 827 | Buy | 06.07.2017 11:49:00 | 113.008 | 0.01 | 06.07.2017 14:19:00 | 113.092 | \$ 84.0 |
| 826 | Buy | 06.07.2017 09:49:00 | 113.136 | 0.01 | 06.07.2017 14:19:00 | 113.092 | \$ -44.0 |
| 959 | Buy | 06.07.2017 11:49:00 | 113.008 | 0.01 | 06.07.2017 14:19:00 | 113.092 | \$ 84.0 |
| 958 | Buy | 06.07.2017 09:49:00 | 113.136 | 0.01 | 06.07.2017 14:19:00 | 113.092 | \$ -44.0 |
| 1093 | Buy | 06.07.2017 11:28:00 | 113.054 | 0.01 | 06.07.2017 14:22:00 | 113.127 | \$ 73.0 |
| 1092 | Buy | 06.07.2017 09:48:00 | 113.149 | 0.01 | 06.07.2017 14:22:00 | 113.127 | \$ -22.0 |
| 1094 | Sell | 06.07.2017 18:19:00 | 113.397 | 0.03 | 06.07.2017 18:40:00 | 113.372 | \$ 75.0 |
| 828 | Sell | 06.07.2017 19:00:00 | 113.429 | 0.01 | 06.07.2017 19:06:00 | 113.406 | \$ 23.0 |
| 960 | Sell | 06.07.2017 19:00:00 | 113.429 | 0.01 | 06.07.2017 19:06:00 | 113.406 | \$ 23.0 |
| 1095 | Sell | 06.07.2017 20:31:00 | 113.38 | 0.03 | 06.07.2017 20:36:00 | 113.354 | \$ 78.0 |
| 829 | Sell | 06.07.2017 21:05:00 | 113.379 | 0.01 | 06.07.2017 21:14:00 | 113.358 | \$ 21.0 |
| 961 | Sell | 06.07.2017 21:05:00 | 113.379 | 0.01 | 06.07.2017 21:14:00 | 113.358 | \$ 21.0 |
| 1096 | Sell | 07.07.2017 01:45:00 | 113.328 | 0.03 | 07.07.2017 02:10:00 | 113.3 | \$ 84.0 |
| 1097 | Buy | 07.07.2017 07:11:00 | 113.147 | 0.01 | 07.07.2017 07:31:00 | 113.173 | \$ 26.0 |
| 828 | Sell | 07.07.2017 11:30:00 | 113.798 | 0.02 | 07.07.2017 11:49:00 | 113.738 | \$ 120.0 |
| 827 | Sell | 07.07.2017 11:25:00 | 113.779 | 0.02 | 07.07.2017 11:49:00 | 113.738 | \$ 82.0 |
| 826 | Sell | 07.07.2017 11:20:00 | 113.81 | 0.02 | 07.07.2017 11:49:00 | 113.738 | \$ 144.0 |
| 825 | Sell | 07.07.2017 11:15:00 | 113.758 | 0.02 | 07.07.2017 11:49:00 | 113.738 | \$ 40.0 |
| 824 | Sell | 07.07.2017 11:10:00 | 113.739 | 0.02 | 07.07.2017 11:49:00 | 113.738 | \$ 2.0 |
| 823 | Sell | 07.07.2017 11:05:00 | 113.708 | 0.02 | 07.07.2017 11:49:00 | 113.738 | \$ -60.0 |
| 822 | Sell | 07.07.2017 11:00:00 | 113.715 | 0.02 | 07.07.2017 11:49:00 | 113.738 | \$ -46.0 |
| 830 | Sell | 07.07.2017 10:47:00 | 113.604 | 0.01 | 07.07.2017 13:21:00 | 113.583 | \$ 21.0 |
| 962 | Sell | 07.07.2017 10:47:00 | 113.604 | 0.01 | 07.07.2017 13:21:00 | 113.583 | \$ 21.0 |
| 831 | Sell | 07.07.2017 13:50:00 | 113.692 | 0.01 | 07.07.2017 13:57:00 | 113.667 | \$ 25.0 |
| 963 | Sell | 07.07.2017 13:50:00 | 113.692 | 0.01 | 07.07.2017 13:57:00 | 113.667 | \$ 25.0 |
| 832 | Sell | 07.07.2017 15:55:00 | 113.764 | 0.01 | 07.07.2017 16:30:00 | 113.743 | \$ 21.0 |
| 964 | Sell | 07.07.2017 15:55:00 | 113.764 | 0.01 | 07.07.2017 16:30:00 | 113.743 | \$ 21.0 |
| 965 | Sell | 07.07.2017 17:10:00 | 113.791 | 0.02 | 07.07.2017 17:30:00 | 113.769 | \$ 44.0 |
| 1101 | Sell | 07.07.2017 17:10:00 | 113.791 | 0.05 | 07.07.2017 21:30:00 | 113.638 | \$ 765.0 |
| 1100 | Sell | 07.07.2017 15:55:00 | 113.764 | 0.03 | 07.07.2017 21:30:00 | 113.638 | \$ 378.0 |
| 1099 | Sell | 07.07.2017 13:50:00 | 113.692 | 0.03 | 07.07.2017 21:30:00 | 113.638 | \$ 162.0 |
| 1098 | Sell | 07.07.2017 10:13:00 | 113.325 | 0.03 | 07.07.2017 21:30:00 | 113.638 | \$ -939.0 |
| 833 | Sell | 07.07.2017 21:40:00 | 113.823 | 0.01 | 07.07.2017 21:41:00 | 113.8 | \$ 23.0 |
| 967 | Sell | 07.07.2017 21:40:00 | 113.836 | 0.01 | 07.07.2017 21:41:00 | 113.805 | \$ 31.0 |
| 966 | Sell | 07.07.2017 21:40:00 | 113.823 | 0.02 | 07.07.2017 21:41:00 | 113.805 | \$ 36.0 |
| 1103 | Sell | 07.07.2017 21:40:00 | 113.836 | 0.03 | 07.07.2017 21:41:00 | 113.8 | \$ 108.0 |
| 1102 | Sell | 07.07.2017 21:40:00 | 113.823 | 0.05 | 07.07.2017 21:41:00 | 113.8 | \$ 115.0 |
| 829 | Sell | 07.07.2017 22:02:00 | 113.932 | 0.02 | 07.07.2017 22:05:00 | 113.908 | \$ 48.0 |
| 830 | Sell | 08.07.2017 00:10:00 | 114.075 | 0.02 | 08.07.2017 00:22:00 | 114.053 | \$ 44.0 |
| 831 | Sell | 08.07.2017 00:29:00 | 114.118 | 0.02 | 08.07.2017 00:31:00 | 114.092 | \$ 52.0 |
| 833 | Sell | 08.07.2017 00:41:00 | 114.158 | 0.02 | 08.07.2017 00:52:00 | 114.129 | \$ 58.0 |
| 832 | Sell | 08.07.2017 00:36:00 | 114.144 | 0.02 | 08.07.2017 00:52:00 | 114.129 | \$ 30.0 |
| 834 | Sell | 07.07.2017 23:58:00 | 113.938 | 0.01 | 08.07.2017 04:51:00 | 113.917 | \$ 21.0 |
| 968 | Sell | 07.07.2017 23:58:00 | 113.938 | 0.01 | 08.07.2017 04:51:00 | 113.917 | \$ 21.0 |

| | | | | | | | |
|------|------|---------------------|---------|------|---------------------|---------|-----------|
| 1104 | Sell | 07.07.2017 23:58:00 | 113.938 | 0.03 | 08.07.2017 04:51:00 | 113.913 | \$ 75.0 |
| 835 | Sell | 10.07.2017 07:05:00 | 113.986 | 0.01 | 10.07.2017 09:00:00 | 113.966 | \$ 20.0 |
| 969 | Sell | 10.07.2017 07:05:00 | 113.986 | 0.02 | 10.07.2017 09:00:00 | 113.966 | \$ 40.0 |
| 836 | Sell | 10.07.2017 09:48:00 | 114.043 | 0.01 | 10.07.2017 09:50:00 | 114.021 | \$ 22.0 |
| 970 | Sell | 10.07.2017 09:48:00 | 114.043 | 0.02 | 10.07.2017 09:50:00 | 114.021 | \$ 44.0 |
| 1105 | Sell | 10.07.2017 09:48:00 | 114.043 | 0.05 | 10.07.2017 09:50:00 | 114.018 | \$ 125.0 |
| 971 | Sell | 10.07.2017 09:55:00 | 114.119 | 0.01 | 10.07.2017 09:55:00 | 114.095 | \$ 24.0 |
| 1106 | Sell | 10.07.2017 09:55:00 | 114.119 | 0.03 | 10.07.2017 09:55:00 | 114.092 | \$ 81.0 |
| 837 | Sell | 10.07.2017 15:19:00 | 114.223 | 0.01 | 10.07.2017 15:34:00 | 114.2 | \$ 23.0 |
| 973 | Sell | 10.07.2017 15:19:00 | 114.228 | 0.01 | 10.07.2017 15:34:00 | 114.2 | \$ 28.0 |
| 972 | Sell | 10.07.2017 15:19:00 | 114.218 | 0.02 | 10.07.2017 15:34:00 | 114.2 | \$ 36.0 |
| 1108 | Sell | 10.07.2017 15:19:00 | 114.228 | 0.03 | 10.07.2017 15:36:00 | 114.195 | \$ 99.0 |
| 1107 | Sell | 10.07.2017 15:19:00 | 114.218 | 0.05 | 10.07.2017 15:36:00 | 114.195 | \$ 115.0 |
| 838 | Sell | 10.07.2017 18:10:00 | 114.243 | 0.01 | 10.07.2017 18:39:00 | 114.219 | \$ 24.0 |
| 974 | Sell | 10.07.2017 18:10:00 | 114.243 | 0.02 | 10.07.2017 18:39:00 | 114.219 | \$ 48.0 |
| 1109 | Sell | 10.07.2017 18:10:00 | 114.243 | 0.05 | 10.07.2017 18:40:00 | 114.215 | \$ 140.0 |
| 1110 | Sell | 10.07.2017 21:25:00 | 114.223 | 0.05 | 10.07.2017 21:33:00 | 114.197 | \$ 130.0 |
| 1111 | Buy | 11.07.2017 03:31:00 | 114.069 | 0.01 | 11.07.2017 09:02:00 | 114.096 | \$ 27.0 |
| 840 | Sell | 11.07.2017 16:04:00 | 114.46 | 0.01 | 11.07.2017 16:24:00 | 114.378 | \$ 82.0 |
| 839 | Sell | 11.07.2017 14:00:00 | 114.344 | 0.01 | 11.07.2017 16:24:00 | 114.378 | \$ -34.0 |
| 976 | Sell | 11.07.2017 16:04:00 | 114.46 | 0.01 | 11.07.2017 16:24:00 | 114.378 | \$ 82.0 |
| 975 | Sell | 11.07.2017 14:00:00 | 114.344 | 0.01 | 11.07.2017 16:24:00 | 114.378 | \$ -34.0 |
| 1114 | Sell | 11.07.2017 16:04:00 | 114.46 | 0.03 | 11.07.2017 17:04:00 | 114.288 | \$ 516.0 |
| 1113 | Sell | 11.07.2017 13:52:00 | 114.289 | 0.03 | 11.07.2017 17:04:00 | 114.288 | \$ 3.0 |
| 1112 | Sell | 11.07.2017 11:41:00 | 114.19 | 0.03 | 11.07.2017 17:04:00 | 114.288 | \$ -294.0 |
| 1115 | Sell | 11.07.2017 23:07:00 | 114.383 | 0.03 | 11.07.2017 23:09:00 | 114.353 | \$ 90.0 |
| 841 | Sell | 11.07.2017 23:59:00 | 114.489 | 0.01 | 12.07.2017 00:04:00 | 114.469 | \$ 10.17 |
| 977 | Sell | 11.07.2017 23:59:00 | 114.489 | 0.01 | 12.07.2017 00:04:00 | 114.469 | \$ 10.17 |
| 842 | Buy | 12.07.2017 01:40:00 | 113.856 | 0.01 | 12.07.2017 01:41:00 | 113.878 | \$ 22.0 |
| 978 | Buy | 12.07.2017 01:40:00 | 113.856 | 0.01 | 12.07.2017 01:41:00 | 113.878 | \$ 22.0 |
| 843 | Buy | 12.07.2017 03:22:00 | 113.881 | 0.01 | 12.07.2017 05:33:00 | 113.902 | \$ 21.0 |
| 979 | Buy | 12.07.2017 03:22:00 | 113.881 | 0.01 | 12.07.2017 05:33:00 | 113.902 | \$ 21.0 |
| 844 | Buy | 12.07.2017 07:32:00 | 113.873 | 0.01 | 12.07.2017 07:51:00 | 113.896 | \$ 23.0 |
| 980 | Buy | 12.07.2017 07:32:00 | 113.873 | 0.02 | 12.07.2017 07:51:00 | 113.896 | \$ 46.0 |
| 845 | Buy | 12.07.2017 09:12:00 | 113.682 | 0.01 | 12.07.2017 09:16:00 | 113.704 | \$ 22.0 |
| 846 | Buy | 12.07.2017 11:19:00 | 113.608 | 0.01 | 12.07.2017 11:46:00 | 113.63 | \$ 22.0 |
| 847 | Buy | 12.07.2017 12:59:00 | 113.398 | 0.01 | 12.07.2017 13:32:00 | 113.419 | \$ 21.0 |
| 848 | Buy | 12.07.2017 15:20:00 | 113.408 | 0.01 | 12.07.2017 15:25:00 | 113.431 | \$ 23.0 |
| 985 | Buy | 12.07.2017 15:20:00 | 113.408 | 0.02 | 12.07.2017 15:36:00 | 113.558 | \$ 300.0 |
| 984 | Buy | 12.07.2017 14:11:00 | 113.378 | 0.01 | 12.07.2017 15:36:00 | 113.558 | \$ 180.0 |
| 983 | Buy | 12.07.2017 11:53:00 | 113.557 | 0.01 | 12.07.2017 15:36:00 | 113.558 | \$ 1.0 |
| 982 | Buy | 12.07.2017 10:02:00 | 113.66 | 0.01 | 12.07.2017 15:36:00 | 113.558 | \$ -102.0 |
| 981 | Buy | 12.07.2017 08:22:00 | 113.805 | 0.01 | 12.07.2017 15:36:00 | 113.558 | \$ -247.0 |
| 849 | Buy | 12.07.2017 17:02:00 | 113.445 | 0.01 | 12.07.2017 19:30:00 | 113.468 | \$ 23.0 |
| 986 | Buy | 12.07.2017 17:02:00 | 113.445 | 0.02 | 12.07.2017 19:30:00 | 113.468 | \$ 46.0 |
| 1122 | Buy | 12.07.2017 17:08:00 | 113.414 | 0.03 | 12.07.2017 21:19:00 | 113.594 | \$ 540.0 |
| 1121 | Buy | 12.07.2017 15:20:00 | 113.408 | 0.03 | 12.07.2017 21:19:00 | 113.594 | \$ 558.0 |
| 1120 | Buy | 12.07.2017 12:59:00 | 113.398 | 0.01 | 12.07.2017 21:19:00 | 113.594 | \$ 196.0 |
| 1119 | Buy | 12.07.2017 11:19:00 | 113.608 | 0.01 | 12.07.2017 21:19:00 | 113.594 | \$ -14.0 |
| 1118 | Buy | 12.07.2017 09:00:00 | 113.767 | 0.01 | 12.07.2017 21:19:00 | 113.594 | \$ -173.0 |
| 1117 | Buy | 12.07.2017 03:22:00 | 113.881 | 0.01 | 12.07.2017 21:19:00 | 113.594 | \$ -287.0 |
| 1116 | Buy | 12.07.2017 01:15:00 | 114.136 | 0.01 | 12.07.2017 21:19:00 | 113.594 | \$ -542.0 |
| 988 | Buy | 12.07.2017 21:31:00 | 113.287 | 0.01 | 12.07.2017 21:32:00 | 113.376 | \$ 89.0 |
| 987 | Buy | 12.07.2017 21:31:00 | 113.389 | 0.02 | 12.07.2017 21:32:00 | 113.376 | \$ -26.0 |
| 1124 | Buy | 12.07.2017 21:31:00 | 113.287 | 0.01 | 12.07.2017 21:32:00 | 113.376 | \$ 89.0 |
| 1123 | Buy | 12.07.2017 21:31:00 | 113.372 | 0.03 | 12.07.2017 21:32:00 | 113.376 | \$ 12.0 |
| 989 | Buy | 12.07.2017 23:50:00 | 113.198 | 0.01 | 13.07.2017 00:29:00 | 113.219 | \$ 32.91 |
| 1125 | Buy | 12.07.2017 23:50:00 | 113.198 | 0.01 | 13.07.2017 00:29:00 | 113.224 | \$ 37.91 |
| 990 | Buy | 13.07.2017 01:16:00 | 113.138 | 0.02 | 13.07.2017 01:21:00 | 113.16 | \$ 44.0 |
| 1126 | Buy | 13.07.2017 01:16:00 | 113.138 | 0.03 | 13.07.2017 01:21:00 | 113.166 | \$ 84.0 |

| | | | | | | | |
|------|------|---------------------|---------|------|---------------------|---------|------------|
| 851 | Buy | 12.07.2017 23:50:00 | 113.198 | 0.01 | 13.07.2017 02:11:00 | 113.314 | \$ 127.91 |
| 850 | Buy | 12.07.2017 21:31:00 | 113.389 | 0.01 | 13.07.2017 02:11:00 | 113.314 | \$ -63.09 |
| 1127 | Buy | 13.07.2017 03:14:00 | 113.161 | 0.03 | 13.07.2017 03:15:00 | 113.188 | \$ 81.0 |
| 852 | Buy | 13.07.2017 03:05:00 | 113.207 | 0.01 | 13.07.2017 03:16:00 | 113.227 | \$ 20.0 |
| 991 | Buy | 13.07.2017 03:05:00 | 113.207 | 0.02 | 13.07.2017 03:16:00 | 113.227 | \$ 40.0 |
| 853 | Buy | 13.07.2017 04:45:00 | 113.158 | 0.01 | 13.07.2017 04:52:00 | 113.18 | \$ 22.0 |
| 992 | Buy | 13.07.2017 04:45:00 | 113.158 | 0.02 | 13.07.2017 04:52:00 | 113.18 | \$ 44.0 |
| 1128 | Sell | 13.07.2017 09:07:00 | 113.462 | 0.03 | 13.07.2017 09:21:00 | 113.436 | \$ 78.0 |
| 855 | Buy | 13.07.2017 14:32:00 | 112.979 | 0.01 | 13.07.2017 14:40:00 | 113.046 | \$ 67.0 |
| 854 | Buy | 13.07.2017 11:53:00 | 113.069 | 0.01 | 13.07.2017 14:40:00 | 113.046 | \$ -23.0 |
| 994 | Buy | 13.07.2017 14:32:00 | 112.979 | 0.01 | 13.07.2017 14:40:00 | 113.046 | \$ 67.0 |
| 993 | Buy | 13.07.2017 11:53:00 | 113.069 | 0.01 | 13.07.2017 14:40:00 | 113.046 | \$ -23.0 |
| 856 | Buy | 13.07.2017 17:05:00 | 113.022 | 0.01 | 13.07.2017 17:35:00 | 113.045 | \$ 23.0 |
| 995 | Buy | 13.07.2017 17:05:00 | 113.022 | 0.02 | 13.07.2017 17:35:00 | 113.045 | \$ 46.0 |
| 857 | Buy | 13.07.2017 19:00:00 | 113.003 | 0.01 | 13.07.2017 20:12:00 | 113.024 | \$ 21.0 |
| 996 | Buy | 13.07.2017 19:00:00 | 113.003 | 0.01 | 13.07.2017 20:12:00 | 113.024 | \$ 21.0 |
| 1133 | Buy | 13.07.2017 19:00:00 | 112.983 | 0.01 | 13.07.2017 20:36:00 | 113.164 | \$ 181.0 |
| 1132 | Buy | 13.07.2017 14:32:00 | 112.979 | 0.01 | 13.07.2017 20:36:00 | 113.164 | \$ 185.0 |
| 1131 | Buy | 13.07.2017 11:52:00 | 113.096 | 0.01 | 13.07.2017 20:36:00 | 113.164 | \$ 68.0 |
| 1130 | Buy | 13.07.2017 10:02:00 | 113.204 | 0.01 | 13.07.2017 20:36:00 | 113.164 | \$ -40.0 |
| 1129 | Buy | 13.07.2017 10:00:00 | 113.236 | 0.03 | 13.07.2017 20:36:00 | 113.164 | \$ -216.0 |
| 1134 | Sell | 13.07.2017 21:47:00 | 113.325 | 0.03 | 13.07.2017 21:50:00 | 113.299 | \$ 78.0 |
| 858 | Sell | 13.07.2017 23:13:00 | 113.438 | 0.01 | 13.07.2017 23:15:00 | 113.417 | \$ 21.0 |
| 997 | Sell | 13.07.2017 23:13:00 | 113.438 | 0.01 | 13.07.2017 23:15:00 | 113.417 | \$ 21.0 |
| 1135 | Sell | 13.07.2017 23:27:00 | 113.457 | 0.03 | 13.07.2017 23:28:00 | 113.43 | \$ 81.0 |
| 859 | Sell | 14.07.2017 08:48:00 | 113.465 | 0.01 | 14.07.2017 08:55:00 | 113.443 | \$ 22.0 |
| 998 | Sell | 14.07.2017 08:48:00 | 113.465 | 0.01 | 14.07.2017 08:55:00 | 113.443 | \$ 22.0 |
| 1137 | Sell | 14.07.2017 09:57:00 | 113.473 | 0.03 | 14.07.2017 12:00:00 | 113.407 | \$ 198.0 |
| 1136 | Sell | 14.07.2017 08:08:00 | 113.394 | 0.03 | 14.07.2017 12:00:00 | 113.407 | \$ -39.0 |
| 1138 | Buy | 14.07.2017 16:04:00 | 113.182 | 0.01 | 14.07.2017 16:12:00 | 113.208 | \$ 26.0 |
| 834 | Buy | 14.07.2017 21:55:00 | 112.298 | 0.02 | 14.07.2017 21:56:00 | 112.322 | \$ 48.0 |
| 835 | Buy | 14.07.2017 22:00:00 | 112.329 | 0.02 | 14.07.2017 22:00:00 | 112.353 | \$ 48.0 |
| 837 | Buy | 14.07.2017 22:10:00 | 112.361 | 0.02 | 14.07.2017 22:11:00 | 112.399 | \$ 76.0 |
| 836 | Buy | 14.07.2017 22:05:00 | 112.391 | 0.02 | 14.07.2017 22:11:00 | 112.399 | \$ 16.0 |
| 839 | Buy | 14.07.2017 22:20:00 | 112.365 | 0.02 | 14.07.2017 22:22:00 | 112.423 | \$ 116.0 |
| 838 | Buy | 14.07.2017 22:15:00 | 112.44 | 0.02 | 14.07.2017 22:22:00 | 112.423 | \$ -34.0 |
| 841 | Buy | 14.07.2017 22:30:00 | 112.368 | 0.02 | 14.07.2017 22:33:00 | 112.421 | \$ 106.0 |
| 840 | Buy | 14.07.2017 22:25:00 | 112.43 | 0.02 | 14.07.2017 22:33:00 | 112.421 | \$ -18.0 |
| 1002 | Buy | 17.07.2017 08:05:00 | 112.48 | 0.02 | 17.07.2017 11:01:00 | 112.618 | \$ 276.0 |
| 1001 | Buy | 15.07.2017 02:04:00 | 112.588 | 0.02 | 17.07.2017 11:01:00 | 112.618 | \$ 67.94 |
| 1000 | Buy | 14.07.2017 22:32:00 | 112.349 | 0.01 | 17.07.2017 11:01:00 | 112.618 | \$ 272.97 |
| 999 | Buy | 14.07.2017 20:52:00 | 113.101 | 0.01 | 17.07.2017 11:01:00 | 112.618 | \$ -479.03 |
| 863 | Buy | 17.07.2017 08:05:00 | 112.48 | 0.01 | 17.07.2017 11:37:00 | 112.651 | \$ 171.0 |
| 862 | Buy | 15.07.2017 02:04:00 | 112.588 | 0.01 | 17.07.2017 11:37:00 | 112.651 | \$ 66.97 |
| 861 | Buy | 14.07.2017 22:32:00 | 112.349 | 0.01 | 17.07.2017 11:37:00 | 112.651 | \$ 305.97 |
| 860 | Buy | 14.07.2017 20:52:00 | 113.101 | 0.01 | 17.07.2017 11:37:00 | 112.651 | \$ -446.03 |
| 1143 | Buy | 17.07.2017 08:05:00 | 112.48 | 0.03 | 17.07.2017 11:37:00 | 112.678 | \$ 594.0 |
| 1142 | Buy | 15.07.2017 02:04:00 | 112.584 | 0.03 | 17.07.2017 11:37:00 | 112.678 | \$ 293.91 |
| 1141 | Buy | 14.07.2017 22:32:00 | 112.349 | 0.01 | 17.07.2017 11:37:00 | 112.678 | \$ 332.97 |
| 1140 | Buy | 14.07.2017 20:52:00 | 113.101 | 0.01 | 17.07.2017 11:37:00 | 112.678 | \$ -419.03 |
| 1139 | Buy | 14.07.2017 19:10:00 | 113.223 | 0.01 | 17.07.2017 11:37:00 | 112.678 | \$ -541.03 |
| 864 | Buy | 17.07.2017 12:26:00 | 112.588 | 0.01 | 17.07.2017 12:32:00 | 112.609 | \$ 21.0 |
| 1003 | Buy | 17.07.2017 12:26:00 | 112.588 | 0.02 | 17.07.2017 12:32:00 | 112.609 | \$ 42.0 |
| 865 | Buy | 17.07.2017 20:40:00 | 112.42 | 0.01 | 17.07.2017 21:07:00 | 112.441 | \$ 21.0 |
| 1004 | Buy | 17.07.2017 20:40:00 | 112.42 | 0.01 | 17.07.2017 21:07:00 | 112.441 | \$ 21.0 |
| 866 | Buy | 17.07.2017 22:54:00 | 112.376 | 0.01 | 17.07.2017 23:04:00 | 112.4 | \$ 24.0 |
| 1005 | Buy | 17.07.2017 22:54:00 | 112.376 | 0.01 | 17.07.2017 23:04:00 | 112.4 | \$ 24.0 |
| 1147 | Buy | 17.07.2017 22:54:00 | 112.376 | 0.01 | 17.07.2017 23:42:00 | 112.556 | \$ 180.0 |
| 1146 | Buy | 17.07.2017 20:40:00 | 112.42 | 0.01 | 17.07.2017 23:42:00 | 112.556 | \$ 136.0 |
| 1145 | Buy | 17.07.2017 18:17:00 | 112.54 | 0.01 | 17.07.2017 23:42:00 | 112.556 | \$ 16.0 |

| | | | | | | | |
|------|------|---------------------|---------|------|---------------------|---------|-----------|
| 1144 | Buy | 17.07.2017 16:05:00 | 112.614 | 0.03 | 17.07.2017 23:42:00 | 112.556 | \$ -174.0 |
| 1148 | Sell | 18.07.2017 00:00:00 | 112.803 | 0.03 | 18.07.2017 00:16:00 | 112.777 | \$ 78.0 |
| 1149 | Buy | 18.07.2017 09:07:00 | 112.54 | 0.01 | 18.07.2017 09:21:00 | 112.567 | \$ 27.0 |
| 1151 | Buy | 18.07.2017 13:58:00 | 112.085 | 0.01 | 18.07.2017 15:41:00 | 112.168 | \$ 83.0 |
| 1150 | Buy | 18.07.2017 11:18:00 | 112.197 | 0.01 | 18.07.2017 15:41:00 | 112.168 | \$ -29.0 |
| 869 | Buy | 18.07.2017 13:58:00 | 112.085 | 0.01 | 18.07.2017 15:54:00 | 112.211 | \$ 126.0 |
| 868 | Buy | 18.07.2017 11:45:00 | 112.109 | 0.01 | 18.07.2017 15:54:00 | 112.211 | \$ 102.0 |
| 867 | Buy | 18.07.2017 10:05:00 | 112.377 | 0.01 | 18.07.2017 15:54:00 | 112.211 | \$ -166.0 |
| 1008 | Buy | 18.07.2017 13:58:00 | 112.085 | 0.01 | 18.07.2017 15:54:00 | 112.211 | \$ 126.0 |
| 1007 | Buy | 18.07.2017 11:45:00 | 112.109 | 0.01 | 18.07.2017 15:54:00 | 112.211 | \$ 102.0 |
| 1006 | Buy | 18.07.2017 10:05:00 | 112.377 | 0.01 | 18.07.2017 15:54:00 | 112.211 | \$ -166.0 |
| 870 | Buy | 18.07.2017 19:02:00 | 112.196 | 0.01 | 18.07.2017 19:08:00 | 112.217 | \$ 21.0 |
| 1009 | Buy | 18.07.2017 19:02:00 | 112.196 | 0.02 | 18.07.2017 19:08:00 | 112.217 | \$ 42.0 |
| 1010 | Buy | 18.07.2017 20:05:00 | 112.084 | 0.01 | 18.07.2017 20:19:00 | 112.106 | \$ 22.0 |
| 1152 | Buy | 18.07.2017 20:05:00 | 112.084 | 0.01 | 18.07.2017 20:19:00 | 112.111 | \$ 27.0 |
| 871 | Buy | 18.07.2017 20:42:00 | 112.031 | 0.01 | 18.07.2017 20:46:00 | 112.052 | \$ 21.0 |
| 1011 | Buy | 18.07.2017 21:45:00 | 111.859 | 0.01 | 18.07.2017 21:53:00 | 111.879 | \$ 20.0 |
| 1153 | Buy | 18.07.2017 21:45:00 | 111.859 | 0.01 | 18.07.2017 21:54:00 | 111.886 | \$ 27.0 |
| 872 | Buy | 18.07.2017 22:32:00 | 111.863 | 0.01 | 18.07.2017 22:36:00 | 111.886 | \$ 23.0 |
| 1012 | Buy | 18.07.2017 23:25:00 | 111.883 | 0.01 | 18.07.2017 23:26:00 | 111.904 | \$ 21.0 |
| 1154 | Buy | 18.07.2017 23:25:00 | 111.883 | 0.01 | 18.07.2017 23:26:00 | 111.908 | \$ 25.0 |
| 873 | Buy | 19.07.2017 03:27:00 | 112.004 | 0.01 | 19.07.2017 04:19:00 | 112.025 | \$ 21.0 |
| 1013 | Buy | 19.07.2017 03:27:00 | 112.004 | 0.02 | 19.07.2017 04:19:00 | 112.025 | \$ 42.0 |
| 1155 | Buy | 19.07.2017 09:36:00 | 111.908 | 0.01 | 19.07.2017 09:46:00 | 111.933 | \$ 25.0 |
| 1156 | Sell | 19.07.2017 14:41:00 | 112.145 | 0.03 | 19.07.2017 15:06:00 | 112.118 | \$ 81.0 |
| 1157 | Sell | 19.07.2017 16:56:00 | 112.142 | 0.03 | 19.07.2017 17:19:00 | 112.116 | \$ 78.0 |
| 1158 | Buy | 19.07.2017 18:38:00 | 111.97 | 0.01 | 19.07.2017 19:41:00 | 111.996 | \$ 26.0 |
| 874 | Buy | 19.07.2017 21:47:00 | 111.794 | 0.01 | 19.07.2017 23:30:00 | 111.816 | \$ 22.0 |
| 1014 | Buy | 19.07.2017 21:47:00 | 111.794 | 0.01 | 19.07.2017 23:30:00 | 111.816 | \$ 22.0 |
| 1160 | Buy | 19.07.2017 22:40:00 | 111.602 | 0.01 | 19.07.2017 23:30:00 | 111.816 | \$ 214.0 |
| 1159 | Buy | 19.07.2017 21:00:00 | 111.978 | 0.01 | 19.07.2017 23:30:00 | 111.816 | \$ -162.0 |
| 875 | Buy | 20.07.2017 00:10:00 | 111.678 | 0.01 | 20.07.2017 00:13:00 | 111.701 | \$ 23.0 |
| 1015 | Buy | 20.07.2017 00:10:00 | 111.678 | 0.01 | 20.07.2017 00:13:00 | 111.701 | \$ 23.0 |
| 1161 | Buy | 20.07.2017 10:05:00 | 111.805 | 0.01 | 20.07.2017 10:09:00 | 111.831 | \$ 26.0 |
| 1162 | Sell | 20.07.2017 10:58:00 | 111.957 | 0.03 | 20.07.2017 11:08:00 | 111.93 | \$ 81.0 |
| 876 | Sell | 20.07.2017 12:32:00 | 112.126 | 0.01 | 20.07.2017 12:43:00 | 112.105 | \$ 21.0 |
| 1016 | Sell | 20.07.2017 12:32:00 | 112.126 | 0.01 | 20.07.2017 12:43:00 | 112.105 | \$ 21.0 |
| 1163 | Sell | 20.07.2017 12:38:00 | 112.103 | 0.03 | 20.07.2017 12:45:00 | 112.077 | \$ 78.0 |
| 877 | Sell | 20.07.2017 14:51:00 | 112.176 | 0.01 | 20.07.2017 15:07:00 | 112.153 | \$ 23.0 |
| 1017 | Sell | 20.07.2017 14:51:00 | 112.176 | 0.01 | 20.07.2017 15:07:00 | 112.153 | \$ 23.0 |
| 1164 | Sell | 20.07.2017 14:51:00 | 112.176 | 0.03 | 20.07.2017 15:07:00 | 112.149 | \$ 81.0 |
| 878 | Sell | 20.07.2017 16:37:00 | 112.284 | 0.01 | 20.07.2017 16:48:00 | 112.262 | \$ 22.0 |
| 1018 | Sell | 20.07.2017 16:37:00 | 112.284 | 0.01 | 20.07.2017 16:48:00 | 112.262 | \$ 22.0 |
| 1165 | Sell | 20.07.2017 16:37:00 | 112.284 | 0.03 | 20.07.2017 16:48:00 | 112.258 | \$ 78.0 |
| 842 | Sell | 20.07.2017 17:15:00 | 112.392 | 0.02 | 20.07.2017 17:17:00 | 112.369 | \$ 46.0 |
| 879 | Sell | 20.07.2017 18:36:00 | 112.418 | 0.01 | 20.07.2017 18:43:00 | 112.396 | \$ 22.0 |
| 1019 | Sell | 20.07.2017 18:36:00 | 112.418 | 0.01 | 20.07.2017 18:43:00 | 112.396 | \$ 22.0 |
| 1166 | Sell | 20.07.2017 18:36:00 | 112.418 | 0.03 | 20.07.2017 18:43:00 | 112.392 | \$ 78.0 |
| 880 | Sell | 20.07.2017 21:55:00 | 112.325 | 0.01 | 20.07.2017 21:57:00 | 112.303 | \$ 22.0 |
| 1020 | Sell | 20.07.2017 21:55:00 | 112.325 | 0.02 | 20.07.2017 21:57:00 | 112.303 | \$ 44.0 |
| 1167 | Sell | 20.07.2017 21:55:00 | 112.325 | 0.05 | 20.07.2017 21:57:00 | 112.299 | \$ 130.0 |
| 881 | Buy | 21.07.2017 00:09:00 | 111.725 | 0.01 | 21.07.2017 00:09:00 | 111.745 | \$ 20.0 |
| 1021 | Buy | 21.07.2017 00:09:00 | 111.725 | 0.01 | 21.07.2017 00:09:00 | 111.745 | \$ 20.0 |
| 1168 | Buy | 20.07.2017 23:37:00 | 111.872 | 0.01 | 21.07.2017 03:04:00 | 111.899 | \$ 30.97 |
| 882 | Buy | 21.07.2017 05:32:00 | 111.905 | 0.01 | 21.07.2017 06:03:00 | 111.926 | \$ 21.0 |
| 1022 | Buy | 21.07.2017 05:32:00 | 111.905 | 0.02 | 21.07.2017 06:03:00 | 111.926 | \$ 42.0 |
| 1169 | Sell | 21.07.2017 13:10:00 | 112.019 | 0.03 | 21.07.2017 13:55:00 | 111.992 | \$ 81.0 |
| 883 | Buy | 21.07.2017 17:00:00 | 111.764 | 0.01 | 21.07.2017 17:18:00 | 111.784 | \$ 20.0 |
| 1023 | Buy | 21.07.2017 17:00:00 | 111.764 | 0.01 | 21.07.2017 17:18:00 | 111.784 | \$ 20.0 |
| 1031 | Buy | 24.07.2017 12:42:00 | 110.946 | 0.02 | 24.07.2017 15:26:00 | 111.176 | \$ 460.0 |

| | | | | | | | |
|------|------|---------------------|---------|------|---------------------|---------|------------|
| 1030 | Buy | 24.07.2017 09:02:00 | 110.898 | 0.01 | 24.07.2017 15:26:00 | 111.176 | \$ 278.0 |
| 1029 | Buy | 24.07.2017 08:30:00 | 111.083 | 0.02 | 24.07.2017 15:26:00 | 111.176 | \$ 186.0 |
| 1028 | Buy | 22.07.2017 03:30:00 | 111.067 | 0.02 | 24.07.2017 15:26:00 | 111.176 | \$ 225.94 |
| 1027 | Buy | 22.07.2017 00:52:00 | 111.163 | 0.01 | 24.07.2017 15:26:00 | 111.176 | \$ 16.97 |
| 1026 | Buy | 21.07.2017 22:59:00 | 111.277 | 0.01 | 24.07.2017 15:26:00 | 111.176 | \$ -97.03 |
| 1025 | Buy | 21.07.2017 21:11:00 | 111.494 | 0.01 | 24.07.2017 15:26:00 | 111.176 | \$ -314.03 |
| 1024 | Buy | 21.07.2017 18:52:00 | 111.663 | 0.01 | 24.07.2017 15:26:00 | 111.176 | \$ -483.03 |
| 1034 | Buy | 24.07.2017 17:47:00 | 110.796 | 0.01 | 24.07.2017 22:25:00 | 110.924 | \$ 128.0 |
| 1033 | Buy | 24.07.2017 16:07:00 | 110.884 | 0.01 | 24.07.2017 22:25:00 | 110.924 | \$ 40.0 |
| 1032 | Buy | 24.07.2017 16:05:00 | 110.968 | 0.02 | 24.07.2017 22:25:00 | 110.924 | \$ -88.0 |
| 1181 | Sell | 25.07.2017 00:00:00 | 111.086 | 0.03 | 25.07.2017 00:14:00 | 111.059 | \$ 81.0 |
| 893 | Buy | 24.07.2017 17:45:00 | 110.779 | 0.01 | 25.07.2017 01:00:00 | 111.152 | \$ 376.97 |
| 892 | Buy | 24.07.2017 16:05:00 | 110.968 | 0.01 | 25.07.2017 01:00:00 | 111.152 | \$ 187.97 |
| 891 | Buy | 24.07.2017 12:42:00 | 110.946 | 0.01 | 25.07.2017 01:00:00 | 111.152 | \$ 209.97 |
| 890 | Buy | 24.07.2017 10:20:00 | 110.88 | 0.01 | 25.07.2017 01:00:00 | 111.152 | \$ 275.97 |
| 889 | Buy | 24.07.2017 08:30:00 | 111.083 | 0.01 | 25.07.2017 01:00:00 | 111.152 | \$ 72.97 |
| 888 | Buy | 22.07.2017 03:30:00 | 111.067 | 0.01 | 25.07.2017 01:00:00 | 111.152 | \$ 92.94 |
| 887 | Buy | 22.07.2017 00:52:00 | 111.163 | 0.01 | 25.07.2017 01:00:00 | 111.152 | \$ -3.06 |
| 886 | Buy | 21.07.2017 22:59:00 | 111.277 | 0.01 | 25.07.2017 01:00:00 | 111.152 | \$ -117.06 |
| 885 | Buy | 21.07.2017 21:11:00 | 111.494 | 0.01 | 25.07.2017 01:00:00 | 111.152 | \$ -334.06 |
| 884 | Buy | 21.07.2017 18:52:00 | 111.663 | 0.01 | 25.07.2017 01:00:00 | 111.152 | \$ -503.06 |
| 1180 | Buy | 24.07.2017 18:16:00 | 110.694 | 0.01 | 25.07.2017 01:00:00 | 111.22 | \$ 529.97 |
| 1179 | Buy | 24.07.2017 16:36:00 | 110.785 | 0.01 | 25.07.2017 01:00:00 | 111.22 | \$ 438.97 |
| 1178 | Buy | 24.07.2017 09:02:00 | 110.898 | 0.01 | 25.07.2017 01:00:00 | 111.22 | \$ 325.97 |
| 1177 | Buy | 24.07.2017 08:32:00 | 111.039 | 0.03 | 25.07.2017 01:00:00 | 111.22 | \$ 554.91 |
| 1176 | Buy | 22.07.2017 03:30:00 | 111.067 | 0.03 | 25.07.2017 01:00:00 | 111.22 | \$ 482.82 |
| 1175 | Buy | 22.07.2017 00:52:00 | 111.163 | 0.01 | 25.07.2017 01:00:00 | 111.22 | \$ 64.94 |
| 1174 | Buy | 21.07.2017 22:59:00 | 111.277 | 0.01 | 25.07.2017 01:00:00 | 111.22 | \$ -49.06 |
| 1173 | Buy | 21.07.2017 21:11:00 | 111.494 | 0.01 | 25.07.2017 01:00:00 | 111.22 | \$ -266.06 |
| 1172 | Buy | 21.07.2017 18:52:00 | 111.663 | 0.01 | 25.07.2017 01:00:00 | 111.22 | \$ -435.06 |
| 1171 | Buy | 21.07.2017 16:53:00 | 111.754 | 0.01 | 25.07.2017 01:00:00 | 111.22 | \$ -526.06 |
| 1170 | Buy | 21.07.2017 15:03:00 | 111.859 | 0.01 | 25.07.2017 01:00:00 | 111.22 | \$ -631.06 |
| 894 | Sell | 25.07.2017 01:02:00 | 111.231 | 0.01 | 25.07.2017 01:03:00 | 111.209 | \$ 22.0 |
| 1035 | Sell | 25.07.2017 01:02:00 | 111.231 | 0.01 | 25.07.2017 01:03:00 | 111.209 | \$ 22.0 |
| 1182 | Sell | 25.07.2017 02:28:00 | 111.259 | 0.03 | 25.07.2017 02:31:00 | 111.234 | \$ 75.0 |
| 895 | Sell | 25.07.2017 08:19:00 | 111.23 | 0.01 | 25.07.2017 11:13:00 | 111.209 | \$ 21.0 |
| 1036 | Sell | 25.07.2017 08:19:00 | 111.23 | 0.01 | 25.07.2017 11:13:00 | 111.209 | \$ 21.0 |
| 1183 | Sell | 25.07.2017 08:19:00 | 111.23 | 0.03 | 25.07.2017 11:13:00 | 111.204 | \$ 78.0 |
| 1184 | Buy | 25.07.2017 13:15:00 | 110.984 | 0.01 | 25.07.2017 13:44:00 | 111.009 | \$ 25.0 |
| 896 | Buy | 25.07.2017 15:37:00 | 110.852 | 0.01 | 25.07.2017 15:43:00 | 110.875 | \$ 23.0 |
| 1037 | Buy | 25.07.2017 15:37:00 | 110.852 | 0.01 | 25.07.2017 15:43:00 | 110.875 | \$ 23.0 |
| 1185 | Buy | 25.07.2017 15:01:00 | 110.951 | 0.01 | 25.07.2017 16:06:00 | 110.977 | \$ 26.0 |
| 897 | Sell | 25.07.2017 18:32:00 | 111.4 | 0.01 | 25.07.2017 19:52:00 | 111.378 | \$ 22.0 |
| 1038 | Sell | 25.07.2017 18:32:00 | 111.4 | 0.01 | 25.07.2017 19:52:00 | 111.378 | \$ 22.0 |
| 898 | Sell | 25.07.2017 20:30:00 | 111.441 | 0.01 | 25.07.2017 21:06:00 | 111.419 | \$ 22.0 |
| 1039 | Sell | 25.07.2017 20:30:00 | 111.441 | 0.01 | 25.07.2017 21:06:00 | 111.419 | \$ 22.0 |
| 1188 | Sell | 25.07.2017 20:52:00 | 111.471 | 0.03 | 25.07.2017 21:16:00 | 111.371 | \$ 300.0 |
| 1187 | Sell | 25.07.2017 19:01:00 | 111.458 | 0.03 | 25.07.2017 21:16:00 | 111.371 | \$ 261.0 |
| 1186 | Sell | 25.07.2017 17:04:00 | 111.259 | 0.03 | 25.07.2017 21:16:00 | 111.371 | \$ -336.0 |
| 899 | Sell | 25.07.2017 22:10:00 | 111.527 | 0.01 | 25.07.2017 22:11:00 | 111.505 | \$ 22.0 |
| 1040 | Sell | 25.07.2017 22:10:00 | 111.527 | 0.01 | 25.07.2017 22:11:00 | 111.505 | \$ 22.0 |
| 1189 | Sell | 25.07.2017 22:33:00 | 111.556 | 0.03 | 25.07.2017 22:34:00 | 111.53 | \$ 78.0 |
| 900 | Sell | 25.07.2017 23:50:00 | 111.595 | 0.01 | 25.07.2017 23:52:00 | 111.574 | \$ 21.0 |
| 1041 | Sell | 25.07.2017 23:50:00 | 111.595 | 0.01 | 25.07.2017 23:52:00 | 111.574 | \$ 21.0 |
| 1190 | Sell | 26.07.2017 00:16:00 | 111.63 | 0.03 | 26.07.2017 00:31:00 | 111.603 | \$ 81.0 |
| 844 | Sell | 26.07.2017 03:31:00 | 111.838 | 0.02 | 26.07.2017 03:31:00 | 111.81 | \$ 56.0 |
| 843 | Sell | 26.07.2017 03:26:00 | 111.829 | 0.02 | 26.07.2017 03:31:00 | 111.81 | \$ 38.0 |
| 845 | Sell | 26.07.2017 03:59:00 | 111.896 | 0.02 | 26.07.2017 04:04:00 | 111.874 | \$ 44.0 |
| 905 | Sell | 26.07.2017 12:38:00 | 111.969 | 0.01 | 26.07.2017 13:03:00 | 111.885 | \$ 84.0 |
| 904 | Sell | 26.07.2017 10:40:00 | 112.017 | 0.01 | 26.07.2017 13:03:00 | 111.885 | \$ 132.0 |

| | | | | | | | |
|------|------|---------------------|---------|------|---------------------|---------|------------|
| 903 | Sell | 26.07.2017 08:27:00 | 111.948 | 0.01 | 26.07.2017 13:03:00 | 111.885 | \$ 63.0 |
| 902 | Sell | 26.07.2017 05:32:00 | 111.947 | 0.01 | 26.07.2017 13:03:00 | 111.885 | \$ 62.0 |
| 901 | Sell | 26.07.2017 03:10:00 | 111.658 | 0.01 | 26.07.2017 13:03:00 | 111.885 | \$ -227.0 |
| 1048 | Sell | 26.07.2017 12:38:00 | 111.969 | 0.02 | 26.07.2017 13:15:00 | 111.881 | \$ 176.0 |
| 1047 | Sell | 26.07.2017 10:40:00 | 112.017 | 0.02 | 26.07.2017 13:15:00 | 111.881 | \$ 272.0 |
| 1046 | Sell | 26.07.2017 09:00:00 | 112.02 | 0.01 | 26.07.2017 13:15:00 | 111.881 | \$ 139.0 |
| 1045 | Sell | 26.07.2017 08:27:00 | 111.948 | 0.02 | 26.07.2017 13:15:00 | 111.881 | \$ 134.0 |
| 1044 | Sell | 26.07.2017 05:32:00 | 111.947 | 0.01 | 26.07.2017 13:15:00 | 111.881 | \$ 66.0 |
| 1043 | Sell | 26.07.2017 03:21:00 | 111.771 | 0.01 | 26.07.2017 13:15:00 | 111.881 | \$ -110.0 |
| 1042 | Sell | 26.07.2017 03:10:00 | 111.658 | 0.02 | 26.07.2017 13:15:00 | 111.881 | \$ -446.0 |
| 1196 | Sell | 26.07.2017 10:40:00 | 112.017 | 0.05 | 26.07.2017 13:37:00 | 111.863 | \$ 770.0 |
| 1195 | Sell | 26.07.2017 09:00:00 | 112.02 | 0.03 | 26.07.2017 13:37:00 | 111.863 | \$ 471.0 |
| 1194 | Sell | 26.07.2017 08:27:00 | 111.948 | 0.05 | 26.07.2017 13:37:00 | 111.863 | \$ 425.0 |
| 1193 | Sell | 26.07.2017 05:32:00 | 111.947 | 0.03 | 26.07.2017 13:37:00 | 111.863 | \$ 252.0 |
| 1192 | Sell | 26.07.2017 03:21:00 | 111.771 | 0.03 | 26.07.2017 13:37:00 | 111.863 | \$ -276.0 |
| 1191 | Sell | 26.07.2017 03:10:00 | 111.658 | 0.05 | 26.07.2017 13:37:00 | 111.863 | \$ -1025.0 |
| 906 | Sell | 26.07.2017 14:36:00 | 111.99 | 0.01 | 26.07.2017 14:48:00 | 111.969 | \$ 21.0 |
| 1049 | Sell | 26.07.2017 14:36:00 | 111.99 | 0.02 | 26.07.2017 14:48:00 | 111.969 | \$ 42.0 |
| 907 | Sell | 27.07.2017 00:42:00 | 112.14 | 0.01 | 27.07.2017 00:42:00 | 112.117 | \$ 23.0 |
| 1050 | Sell | 27.07.2017 00:42:00 | 112.14 | 0.01 | 27.07.2017 00:42:00 | 112.117 | \$ 23.0 |
| 1198 | Sell | 27.07.2017 00:56:00 | 112.143 | 0.03 | 27.07.2017 02:35:00 | 112.007 | \$ 408.0 |
| 1197 | Sell | 26.07.2017 23:16:00 | 111.922 | 0.03 | 27.07.2017 02:35:00 | 112.007 | \$ -343.47 |
| 1199 | Buy | 27.07.2017 03:10:00 | 111.579 | 0.01 | 27.07.2017 03:11:00 | 111.606 | \$ 27.0 |
| 1200 | Buy | 27.07.2017 04:50:00 | 111.147 | 0.01 | 27.07.2017 04:53:00 | 111.174 | \$ 27.0 |
| 1201 | Buy | 27.07.2017 06:30:00 | 111.124 | 0.01 | 27.07.2017 07:01:00 | 111.149 | \$ 25.0 |
| 846 | Buy | 27.07.2017 09:24:00 | 110.966 | 0.02 | 27.07.2017 09:27:00 | 110.989 | \$ 46.0 |
| 1206 | Buy | 27.07.2017 12:34:00 | 110.866 | 0.01 | 27.07.2017 13:50:00 | 111.016 | \$ 150.0 |
| 1205 | Buy | 27.07.2017 12:00:00 | 110.899 | 0.03 | 27.07.2017 13:50:00 | 111.016 | \$ 351.0 |
| 1204 | Buy | 27.07.2017 10:51:00 | 110.963 | 0.01 | 27.07.2017 13:50:00 | 111.016 | \$ 53.0 |
| 1203 | Buy | 27.07.2017 09:09:00 | 111.07 | 0.01 | 27.07.2017 13:50:00 | 111.016 | \$ -54.0 |
| 1202 | Buy | 27.07.2017 09:04:00 | 111.104 | 0.03 | 27.07.2017 13:50:00 | 111.016 | \$ -264.0 |
| 1057 | Buy | 27.07.2017 12:34:00 | 110.866 | 0.01 | 27.07.2017 14:07:00 | 111.068 | \$ 202.0 |
| 1056 | Buy | 27.07.2017 12:00:00 | 110.899 | 0.02 | 27.07.2017 14:07:00 | 111.068 | \$ 338.0 |
| 1055 | Buy | 27.07.2017 10:51:00 | 110.963 | 0.01 | 27.07.2017 14:07:00 | 111.068 | \$ 105.0 |
| 1054 | Buy | 27.07.2017 09:09:00 | 111.07 | 0.01 | 27.07.2017 14:07:00 | 111.068 | \$ -2.0 |
| 1053 | Buy | 27.07.2017 09:04:00 | 111.104 | 0.02 | 27.07.2017 14:07:00 | 111.068 | \$ -72.0 |
| 1052 | Buy | 27.07.2017 05:54:00 | 111.173 | 0.01 | 27.07.2017 14:07:00 | 111.068 | \$ -105.0 |
| 1051 | Buy | 27.07.2017 04:00:00 | 111.342 | 0.01 | 27.07.2017 14:07:00 | 111.068 | \$ -274.0 |
| 912 | Buy | 27.07.2017 12:34:00 | 110.882 | 0.01 | 27.07.2017 15:19:00 | 111.114 | \$ 232.0 |
| 911 | Buy | 27.07.2017 10:51:00 | 110.963 | 0.01 | 27.07.2017 15:19:00 | 111.114 | \$ 151.0 |
| 910 | Buy | 27.07.2017 09:04:00 | 111.104 | 0.01 | 27.07.2017 15:19:00 | 111.114 | \$ 10.0 |
| 909 | Buy | 27.07.2017 05:54:00 | 111.173 | 0.01 | 27.07.2017 15:19:00 | 111.114 | \$ -59.0 |
| 908 | Buy | 27.07.2017 04:00:00 | 111.342 | 0.01 | 27.07.2017 15:19:00 | 111.114 | \$ -228.0 |
| 1207 | Sell | 27.07.2017 19:00:00 | 111.4 | 0.03 | 27.07.2017 19:08:00 | 111.373 | \$ 81.0 |
| 1208 | Sell | 27.07.2017 20:40:00 | 111.381 | 0.03 | 27.07.2017 21:27:00 | 111.355 | \$ 78.0 |
| 913 | Sell | 27.07.2017 21:35:00 | 111.45 | 0.01 | 27.07.2017 21:35:00 | 111.426 | \$ 24.0 |
| 1058 | Sell | 27.07.2017 21:35:00 | 111.45 | 0.01 | 27.07.2017 21:35:00 | 111.426 | \$ 24.0 |
| 915 | Sell | 28.07.2017 01:16:00 | 111.675 | 0.01 | 28.07.2017 01:41:00 | 111.565 | \$ 110.0 |
| 914 | Sell | 27.07.2017 23:30:00 | 111.496 | 0.01 | 28.07.2017 01:41:00 | 111.565 | \$ -78.83 |
| 1060 | Sell | 28.07.2017 01:16:00 | 111.675 | 0.01 | 28.07.2017 01:41:00 | 111.565 | \$ 110.0 |
| 1059 | Sell | 27.07.2017 23:30:00 | 111.496 | 0.01 | 28.07.2017 01:41:00 | 111.565 | \$ -78.83 |
| 1210 | Sell | 28.07.2017 01:16:00 | 111.675 | 0.03 | 28.07.2017 01:41:00 | 111.56 | \$ 345.0 |
| 1209 | Sell | 27.07.2017 23:30:00 | 111.496 | 0.03 | 28.07.2017 01:41:00 | 111.56 | \$ -221.49 |
| 1211 | Buy | 28.07.2017 02:37:00 | 111.003 | 0.01 | 28.07.2017 02:41:00 | 111.03 | \$ 27.0 |
| 916 | Buy | 28.07.2017 09:00:00 | 111.092 | 0.01 | 28.07.2017 09:17:00 | 111.114 | \$ 22.0 |
| 1061 | Buy | 28.07.2017 09:00:00 | 111.092 | 0.01 | 28.07.2017 09:17:00 | 111.114 | \$ 22.0 |
| 1212 | Buy | 28.07.2017 09:00:00 | 111.113 | 0.01 | 28.07.2017 10:24:00 | 111.138 | \$ 25.0 |
| 1063 | Buy | 28.07.2017 13:18:00 | 111.037 | 0.01 | 28.07.2017 13:32:00 | 111.086 | \$ 49.0 |
| 1062 | Buy | 28.07.2017 13:15:00 | 111.076 | 0.02 | 28.07.2017 13:32:00 | 111.086 | \$ 20.0 |
| 917 | Buy | 28.07.2017 13:15:00 | 111.076 | 0.01 | 28.07.2017 13:42:00 | 111.098 | \$ 22.0 |

| | | | | | | | |
|------|------|---------------------|---------|------|---------------------|---------|------------|
| 918 | Buy | 28.07.2017 15:03:00 | 110.962 | 0.01 | 28.07.2017 15:03:00 | 110.983 | \$ 21.0 |
| 1064 | Buy | 28.07.2017 15:03:00 | 110.962 | 0.01 | 28.07.2017 15:03:00 | 110.983 | \$ 21.0 |
| 1213 | Buy | 28.07.2017 15:03:00 | 110.962 | 0.01 | 28.07.2017 15:03:00 | 110.99 | \$ 28.0 |
| 1214 | Sell | 28.07.2017 18:00:00 | 111.262 | 0.03 | 28.07.2017 18:20:00 | 111.235 | \$ 81.0 |
| 1215 | Sell | 28.07.2017 20:30:00 | 111.266 | 0.03 | 28.07.2017 20:53:00 | 111.238 | \$ 84.0 |
| 1216 | Buy | 28.07.2017 23:03:00 | 110.969 | 0.01 | 28.07.2017 23:14:00 | 110.994 | \$ 25.0 |
| 919 | Buy | 28.07.2017 23:36:00 | 110.889 | 0.01 | 28.07.2017 23:37:00 | 110.911 | \$ 22.0 |
| 1065 | Buy | 28.07.2017 23:36:00 | 110.889 | 0.01 | 28.07.2017 23:37:00 | 110.911 | \$ 22.0 |
| 922 | Buy | 31.07.2017 09:03:00 | 110.504 | 0.01 | 31.07.2017 15:18:00 | 110.636 | \$ 132.0 |
| 921 | Buy | 31.07.2017 07:10:00 | 110.565 | 0.01 | 31.07.2017 15:18:00 | 110.636 | \$ 71.0 |
| 920 | Buy | 29.07.2017 03:28:00 | 110.774 | 0.01 | 31.07.2017 15:18:00 | 110.636 | \$ -134.03 |
| 1069 | Buy | 31.07.2017 09:03:00 | 110.504 | 0.01 | 31.07.2017 15:18:00 | 110.626 | \$ 122.0 |
| 1068 | Buy | 31.07.2017 08:00:00 | 110.59 | 0.02 | 31.07.2017 15:18:00 | 110.626 | \$ 72.0 |
| 1067 | Buy | 31.07.2017 07:10:00 | 110.565 | 0.01 | 31.07.2017 15:18:00 | 110.626 | \$ 61.0 |
| 1066 | Buy | 29.07.2017 03:28:00 | 110.774 | 0.01 | 31.07.2017 15:18:00 | 110.626 | \$ -144.03 |
| 1220 | Buy | 31.07.2017 09:03:00 | 110.504 | 0.01 | 31.07.2017 15:18:00 | 110.629 | \$ 125.0 |
| 1219 | Buy | 31.07.2017 08:00:00 | 110.59 | 0.03 | 31.07.2017 15:18:00 | 110.629 | \$ 117.0 |
| 1218 | Buy | 31.07.2017 07:10:00 | 110.565 | 0.01 | 31.07.2017 15:18:00 | 110.629 | \$ 64.0 |
| 1217 | Buy | 29.07.2017 03:28:00 | 110.774 | 0.01 | 31.07.2017 15:18:00 | 110.629 | \$ -141.03 |
| 1221 | Buy | 31.07.2017 20:20:00 | 110.525 | 0.01 | 31.07.2017 20:40:00 | 110.551 | \$ 26.0 |
| 1222 | Buy | 31.07.2017 23:00:00 | 110.533 | 0.01 | 31.07.2017 23:06:00 | 110.558 | \$ 25.0 |
| 923 | Buy | 01.08.2017 01:00:00 | 110.395 | 0.01 | 01.08.2017 01:02:00 | 110.415 | \$ 20.0 |
| 1070 | Buy | 01.08.2017 01:00:00 | 110.395 | 0.01 | 01.08.2017 01:02:00 | 110.415 | \$ 20.0 |
| 1223 | Buy | 01.08.2017 01:00:00 | 110.395 | 0.01 | 01.08.2017 01:02:00 | 110.421 | \$ 26.0 |
| 924 | Buy | 01.08.2017 03:37:00 | 110.32 | 0.01 | 01.08.2017 08:11:00 | 110.341 | \$ 21.0 |
| 1071 | Buy | 01.08.2017 03:37:00 | 110.32 | 0.01 | 01.08.2017 08:11:00 | 110.341 | \$ 21.0 |
| 1224 | Buy | 01.08.2017 03:37:00 | 110.32 | 0.01 | 01.08.2017 08:11:00 | 110.348 | \$ 28.0 |
| 925 | Buy | 01.08.2017 09:10:00 | 110.306 | 0.01 | 01.08.2017 09:13:00 | 110.327 | \$ 21.0 |
| 1072 | Buy | 01.08.2017 09:10:00 | 110.306 | 0.02 | 01.08.2017 09:13:00 | 110.327 | \$ 42.0 |
| 1225 | Buy | 01.08.2017 09:59:00 | 110.268 | 0.03 | 01.08.2017 10:01:00 | 110.293 | \$ 75.0 |
| 1226 | Buy | 01.08.2017 11:11:00 | 110.23 | 0.01 | 01.08.2017 14:56:00 | 110.256 | \$ 26.0 |
| 1074 | Buy | 01.08.2017 11:11:00 | 110.23 | 0.01 | 01.08.2017 14:58:00 | 110.27 | \$ 40.0 |
| 1073 | Buy | 01.08.2017 11:11:00 | 110.258 | 0.02 | 01.08.2017 14:58:00 | 110.27 | \$ 24.0 |
| 926 | Buy | 01.08.2017 11:11:00 | 110.258 | 0.01 | 01.08.2017 15:00:00 | 110.279 | \$ 21.0 |
| 927 | Buy | 01.08.2017 15:46:00 | 110.174 | 0.01 | 01.08.2017 15:56:00 | 110.195 | \$ 21.0 |
| 1075 | Buy | 01.08.2017 15:46:00 | 110.174 | 0.02 | 01.08.2017 15:56:00 | 110.195 | \$ 42.0 |
| 1076 | Buy | 01.08.2017 17:04:00 | 110.125 | 0.01 | 01.08.2017 17:07:00 | 110.148 | \$ 23.0 |
| 1227 | Sell | 01.08.2017 18:02:00 | 110.418 | 0.03 | 01.08.2017 18:08:00 | 110.393 | \$ 75.0 |
| 1228 | Sell | 01.08.2017 19:42:00 | 110.484 | 0.03 | 01.08.2017 20:00:00 | 110.458 | \$ 78.0 |
| 928 | Sell | 01.08.2017 21:00:00 | 110.488 | 0.01 | 01.08.2017 21:04:00 | 110.467 | \$ 21.0 |
| 1077 | Sell | 01.08.2017 21:00:00 | 110.488 | 0.01 | 01.08.2017 21:04:00 | 110.467 | \$ 21.0 |
| 1229 | Sell | 01.08.2017 21:22:00 | 110.546 | 0.03 | 01.08.2017 21:27:00 | 110.516 | \$ 90.0 |
| 1230 | Buy | 01.08.2017 23:00:00 | 110.122 | 0.01 | 01.08.2017 23:00:00 | 110.148 | \$ 26.0 |
| 929 | Buy | 01.08.2017 23:20:00 | 109.991 | 0.01 | 01.08.2017 23:20:00 | 110.015 | \$ 24.0 |
| 1078 | Buy | 01.08.2017 23:20:00 | 109.991 | 0.01 | 01.08.2017 23:20:00 | 110.015 | \$ 24.0 |
| 1231 | Sell | 02.08.2017 08:35:00 | 110.42 | 0.03 | 02.08.2017 09:44:00 | 110.394 | \$ 78.0 |
| 930 | Sell | 02.08.2017 10:48:00 | 110.569 | 0.01 | 02.08.2017 10:53:00 | 110.547 | \$ 22.0 |
| 1079 | Sell | 02.08.2017 10:48:00 | 110.569 | 0.01 | 02.08.2017 10:53:00 | 110.547 | \$ 22.0 |
| 847 | Sell | 02.08.2017 13:00:00 | 110.783 | 0.02 | 02.08.2017 13:01:00 | 110.762 | \$ 42.0 |
| 852 | Sell | 02.08.2017 13:49:00 | 110.906 | 0.02 | 02.08.2017 14:16:00 | 110.819 | \$ 174.0 |
| 851 | Sell | 02.08.2017 13:44:00 | 110.884 | 0.02 | 02.08.2017 14:16:00 | 110.819 | \$ 130.0 |
| 850 | Sell | 02.08.2017 13:15:00 | 110.837 | 0.02 | 02.08.2017 14:16:00 | 110.819 | \$ 36.0 |
| 849 | Sell | 02.08.2017 13:10:00 | 110.799 | 0.02 | 02.08.2017 14:16:00 | 110.819 | \$ -40.0 |
| 848 | Sell | 02.08.2017 13:05:00 | 110.769 | 0.02 | 02.08.2017 14:16:00 | 110.819 | \$ -100.0 |
| 1082 | Sell | 02.08.2017 16:53:00 | 110.832 | 0.01 | 02.08.2017 17:30:00 | 110.737 | \$ 95.0 |
| 1081 | Sell | 02.08.2017 16:30:00 | 110.783 | 0.02 | 02.08.2017 17:30:00 | 110.737 | \$ 92.0 |
| 1080 | Sell | 02.08.2017 12:36:00 | 110.639 | 0.01 | 02.08.2017 17:30:00 | 110.737 | \$ -98.0 |
| 932 | Sell | 02.08.2017 16:30:00 | 110.783 | 0.01 | 02.08.2017 21:15:00 | 110.69 | \$ 93.0 |
| 931 | Sell | 02.08.2017 12:36:00 | 110.639 | 0.01 | 02.08.2017 21:15:00 | 110.69 | \$ -51.0 |
| 1235 | Sell | 02.08.2017 16:53:00 | 110.832 | 0.03 | 02.08.2017 21:15:00 | 110.671 | \$ 483.0 |

| | | | | | | | |
|------|------|---------------------|---------|------|---------------------|---------|------------|
| 1234 | Sell | 02.08.2017 16:30:00 | 110.783 | 0.05 | 02.08.2017 21:15:00 | 110.671 | \$ 560.0 |
| 1233 | Sell | 02.08.2017 12:36:00 | 110.639 | 0.03 | 02.08.2017 21:15:00 | 110.671 | \$ -96.0 |
| 1232 | Sell | 02.08.2017 10:20:00 | 110.473 | 0.03 | 02.08.2017 21:15:00 | 110.671 | \$ -594.0 |
| 1236 | Sell | 02.08.2017 21:29:00 | 110.838 | 0.05 | 02.08.2017 21:30:00 | 110.809 | \$ 145.0 |
| 933 | Sell | 02.08.2017 21:27:00 | 110.809 | 0.01 | 02.08.2017 21:31:00 | 110.788 | \$ 21.0 |
| 1083 | Sell | 02.08.2017 21:27:00 | 110.809 | 0.02 | 02.08.2017 21:31:00 | 110.788 | \$ 42.0 |
| 853 | Sell | 02.08.2017 21:48:00 | 110.984 | 0.02 | 02.08.2017 21:49:00 | 110.961 | \$ 46.0 |
| 1084 | Sell | 02.08.2017 21:40:00 | 110.885 | 0.01 | 02.08.2017 22:04:00 | 110.864 | \$ 21.0 |
| 1237 | Sell | 02.08.2017 21:40:00 | 110.885 | 0.03 | 02.08.2017 22:04:00 | 110.858 | \$ 81.0 |
| 934 | Buy | 03.08.2017 00:11:00 | 110.348 | 0.01 | 03.08.2017 00:14:00 | 110.371 | \$ 23.0 |
| 1085 | Buy | 03.08.2017 00:11:00 | 110.348 | 0.01 | 03.08.2017 00:14:00 | 110.371 | \$ 23.0 |
| 1238 | Buy | 02.08.2017 23:59:00 | 110.392 | 0.01 | 03.08.2017 00:19:00 | 110.417 | \$ 36.91 |
| 935 | Buy | 03.08.2017 02:08:00 | 110.399 | 0.01 | 03.08.2017 02:32:00 | 110.422 | \$ 23.0 |
| 1086 | Buy | 03.08.2017 02:08:00 | 110.399 | 0.01 | 03.08.2017 02:32:00 | 110.422 | \$ 23.0 |
| 1239 | Buy | 03.08.2017 02:08:00 | 110.399 | 0.01 | 03.08.2017 02:32:00 | 110.425 | \$ 26.0 |
| 1240 | Sell | 03.08.2017 05:45:00 | 110.764 | 0.03 | 03.08.2017 05:59:00 | 110.735 | \$ 87.0 |
| 1241 | Sell | 03.08.2017 08:05:00 | 110.773 | 0.03 | 03.08.2017 09:03:00 | 110.747 | \$ 78.0 |
| 936 | Sell | 03.08.2017 09:58:00 | 110.821 | 0.01 | 03.08.2017 09:59:00 | 110.798 | \$ 23.0 |
| 1087 | Sell | 03.08.2017 09:58:00 | 110.821 | 0.01 | 03.08.2017 09:59:00 | 110.798 | \$ 23.0 |
| 1242 | Sell | 03.08.2017 09:58:00 | 110.821 | 0.03 | 03.08.2017 09:59:00 | 110.794 | \$ 81.0 |
| 1243 | Sell | 03.08.2017 15:03:00 | 110.748 | 0.03 | 03.08.2017 15:07:00 | 110.72 | \$ 84.0 |
| 1244 | Buy | 03.08.2017 16:05:00 | 110.599 | 0.01 | 03.08.2017 16:10:00 | 110.627 | \$ 28.0 |
| 1245 | Buy | 03.08.2017 20:04:00 | 110.555 | 0.01 | 03.08.2017 20:05:00 | 110.581 | \$ 26.0 |
| 937 | Buy | 03.08.2017 20:37:00 | 110.36 | 0.01 | 03.08.2017 20:38:00 | 110.384 | \$ 24.0 |
| 1088 | Buy | 03.08.2017 20:37:00 | 110.36 | 0.01 | 03.08.2017 20:38:00 | 110.384 | \$ 24.0 |
| 1096 | Buy | 04.08.2017 08:47:00 | 109.873 | 0.01 | 04.08.2017 10:05:00 | 110.063 | \$ 190.0 |
| 1095 | Buy | 04.08.2017 08:47:00 | 109.899 | 0.02 | 04.08.2017 10:05:00 | 110.063 | \$ 328.0 |
| 1094 | Buy | 04.08.2017 06:16:00 | 109.962 | 0.02 | 04.08.2017 10:05:00 | 110.063 | \$ 202.0 |
| 1093 | Buy | 04.08.2017 05:37:00 | 109.986 | 0.01 | 04.08.2017 10:05:00 | 110.063 | \$ 77.0 |
| 1092 | Buy | 04.08.2017 03:52:00 | 110.081 | 0.01 | 04.08.2017 10:05:00 | 110.063 | \$ -18.0 |
| 1091 | Buy | 04.08.2017 03:10:00 | 110.146 | 0.02 | 04.08.2017 10:05:00 | 110.063 | \$ -166.0 |
| 1090 | Buy | 04.08.2017 00:40:00 | 110.091 | 0.01 | 04.08.2017 10:05:00 | 110.063 | \$ -28.0 |
| 1089 | Buy | 03.08.2017 22:55:00 | 110.397 | 0.01 | 04.08.2017 10:05:00 | 110.063 | \$ -330.03 |
| 1253 | Buy | 04.08.2017 08:47:00 | 109.873 | 0.01 | 04.08.2017 10:05:00 | 110.058 | \$ 185.0 |
| 1252 | Buy | 04.08.2017 08:47:00 | 109.899 | 0.03 | 04.08.2017 10:05:00 | 110.058 | \$ 477.0 |
| 1251 | Buy | 04.08.2017 06:16:00 | 109.962 | 0.03 | 04.08.2017 10:05:00 | 110.058 | \$ 288.0 |
| 1250 | Buy | 04.08.2017 05:37:00 | 109.986 | 0.01 | 04.08.2017 10:05:00 | 110.058 | \$ 72.0 |
| 1249 | Buy | 04.08.2017 03:52:00 | 110.081 | 0.01 | 04.08.2017 10:05:00 | 110.058 | \$ -23.0 |
| 1248 | Buy | 04.08.2017 03:10:00 | 110.146 | 0.03 | 04.08.2017 10:05:00 | 110.058 | \$ -264.0 |
| 1247 | Buy | 04.08.2017 00:40:00 | 110.091 | 0.01 | 04.08.2017 10:05:00 | 110.058 | \$ -33.0 |
| 1246 | Buy | 03.08.2017 22:55:00 | 110.397 | 0.01 | 04.08.2017 10:05:00 | 110.058 | \$ -335.03 |
| 942 | Buy | 04.08.2017 07:47:00 | 109.955 | 0.01 | 04.08.2017 10:38:00 | 110.126 | \$ 171.0 |
| 941 | Buy | 04.08.2017 04:50:00 | 109.94 | 0.01 | 04.08.2017 10:38:00 | 110.126 | \$ 186.0 |
| 940 | Buy | 04.08.2017 03:10:00 | 110.146 | 0.01 | 04.08.2017 10:38:00 | 110.126 | \$ -20.0 |
| 939 | Buy | 04.08.2017 00:40:00 | 110.091 | 0.01 | 04.08.2017 10:38:00 | 110.126 | \$ 35.0 |
| 938 | Buy | 03.08.2017 22:55:00 | 110.397 | 0.01 | 04.08.2017 10:38:00 | 110.126 | \$ -267.03 |
| 854 | Sell | 04.08.2017 21:32:00 | 110.701 | 0.02 | 04.08.2017 21:32:00 | 110.678 | \$ 46.0 |
| 943 | Sell | 04.08.2017 21:31:00 | 110.561 | 0.01 | 04.08.2017 21:41:00 | 110.54 | \$ 21.0 |
| 1097 | Sell | 04.08.2017 21:31:00 | 110.561 | 0.01 | 04.08.2017 21:41:00 | 110.54 | \$ 21.0 |
| 1254 | Sell | 04.08.2017 21:31:00 | 110.561 | 0.03 | 04.08.2017 21:41:00 | 110.535 | \$ 78.0 |
| 855 | Sell | 04.08.2017 21:55:00 | 110.702 | 0.02 | 04.08.2017 21:56:00 | 110.681 | \$ 42.0 |
| 856 | Sell | 04.08.2017 22:00:00 | 110.747 | 0.02 | 04.08.2017 22:00:00 | 110.726 | \$ 42.0 |
| 859 | Sell | 04.08.2017 22:15:00 | 110.693 | 0.02 | 04.08.2017 22:15:00 | 110.65 | \$ 86.0 |
| 858 | Sell | 04.08.2017 22:10:00 | 110.652 | 0.02 | 04.08.2017 22:15:00 | 110.65 | \$ 4.0 |
| 857 | Sell | 04.08.2017 22:05:00 | 110.666 | 0.02 | 04.08.2017 22:15:00 | 110.65 | \$ 32.0 |
| 860 | Sell | 04.08.2017 22:20:00 | 110.668 | 0.02 | 04.08.2017 22:24:00 | 110.647 | \$ 42.0 |
| 861 | Sell | 04.08.2017 22:25:00 | 110.64 | 0.02 | 04.08.2017 22:29:00 | 110.618 | \$ 44.0 |
| 944 | Sell | 04.08.2017 23:11:00 | 110.94 | 0.01 | 04.08.2017 23:11:00 | 110.918 | \$ 22.0 |
| 1098 | Sell | 04.08.2017 23:11:00 | 110.94 | 0.01 | 04.08.2017 23:11:00 | 110.918 | \$ 22.0 |
| 1255 | Sell | 04.08.2017 23:11:00 | 110.94 | 0.03 | 04.08.2017 23:11:00 | 110.914 | \$ 78.0 |

| | | | | | | | |
|------|------|---------------------|---------|------|---------------------|---------|-----------|
| 871 | Sell | 04.08.2017 23:32:00 | 111.028 | 0.02 | 04.08.2017 23:44:00 | 110.885 | \$ 286.0 |
| 870 | Sell | 04.08.2017 23:27:00 | 110.957 | 0.02 | 04.08.2017 23:44:00 | 110.885 | \$ 144.0 |
| 869 | Sell | 04.08.2017 23:22:00 | 110.939 | 0.02 | 04.08.2017 23:44:00 | 110.885 | \$ 108.0 |
| 868 | Sell | 04.08.2017 23:17:00 | 110.918 | 0.02 | 04.08.2017 23:44:00 | 110.885 | \$ 66.0 |
| 867 | Sell | 04.08.2017 23:12:00 | 110.901 | 0.02 | 04.08.2017 23:44:00 | 110.885 | \$ 32.0 |
| 866 | Sell | 04.08.2017 23:07:00 | 110.997 | 0.02 | 04.08.2017 23:44:00 | 110.885 | \$ 224.0 |
| 865 | Sell | 04.08.2017 23:02:00 | 110.912 | 0.02 | 04.08.2017 23:44:00 | 110.885 | \$ 54.0 |
| 864 | Sell | 04.08.2017 22:57:00 | 110.844 | 0.02 | 04.08.2017 23:44:00 | 110.885 | \$ -82.0 |
| 863 | Sell | 04.08.2017 22:52:00 | 110.827 | 0.02 | 04.08.2017 23:44:00 | 110.885 | \$ -116.0 |
| 862 | Sell | 04.08.2017 22:47:00 | 110.747 | 0.02 | 04.08.2017 23:44:00 | 110.885 | \$ -276.0 |
| 1256 | Sell | 07.08.2017 08:21:00 | 110.821 | 0.05 | 07.08.2017 09:00:00 | 110.794 | \$ 135.0 |
| 945 | Sell | 07.08.2017 07:03:00 | 110.738 | 0.01 | 07.08.2017 09:54:00 | 110.717 | \$ 21.0 |
| 1099 | Sell | 07.08.2017 07:03:00 | 110.738 | 0.02 | 07.08.2017 09:54:00 | 110.717 | \$ 42.0 |
| 1258 | Sell | 07.08.2017 16:00:00 | 110.773 | 0.03 | 07.08.2017 16:01:00 | 110.748 | \$ 75.0 |
| 1257 | Sell | 07.08.2017 15:57:00 | 110.776 | 0.05 | 07.08.2017 16:01:00 | 110.748 | \$ 140.0 |
| 1259 | Sell | 07.08.2017 18:38:00 | 110.862 | 0.03 | 07.08.2017 19:05:00 | 110.836 | \$ 78.0 |
| 1260 | Sell | 07.08.2017 22:27:00 | 110.9 | 0.03 | 07.08.2017 22:36:00 | 110.874 | \$ 78.0 |
| 946 | Buy | 08.08.2017 16:23:00 | 110.551 | 0.01 | 08.08.2017 16:38:00 | 110.573 | \$ 22.0 |
| 1100 | Buy | 08.08.2017 16:23:00 | 110.551 | 0.01 | 08.08.2017 16:38:00 | 110.573 | \$ 22.0 |
| 948 | Buy | 08.08.2017 21:28:00 | 110.285 | 0.01 | 08.08.2017 22:06:00 | 110.411 | \$ 126.0 |
| 947 | Buy | 08.08.2017 19:30:00 | 110.495 | 0.01 | 08.08.2017 22:06:00 | 110.411 | \$ -84.0 |
| 1102 | Buy | 08.08.2017 21:28:00 | 110.285 | 0.01 | 08.08.2017 22:06:00 | 110.411 | \$ 126.0 |
| 1101 | Buy | 08.08.2017 19:30:00 | 110.495 | 0.01 | 08.08.2017 22:06:00 | 110.411 | \$ -84.0 |
| 1265 | Buy | 08.08.2017 21:28:00 | 110.285 | 0.01 | 08.08.2017 23:13:00 | 110.545 | \$ 260.0 |
| 1264 | Buy | 08.08.2017 19:30:00 | 110.495 | 0.01 | 08.08.2017 23:13:00 | 110.545 | \$ 50.0 |
| 1263 | Buy | 08.08.2017 16:23:00 | 110.558 | 0.01 | 08.08.2017 23:13:00 | 110.545 | \$ -13.0 |
| 1262 | Buy | 08.08.2017 13:43:00 | 110.566 | 0.01 | 08.08.2017 23:13:00 | 110.545 | \$ -21.0 |
| 1261 | Buy | 08.08.2017 10:39:00 | 110.691 | 0.01 | 08.08.2017 23:13:00 | 110.545 | \$ -146.0 |
| 1266 | Buy | 09.08.2017 02:06:00 | 110.35 | 0.01 | 09.08.2017 02:15:00 | 110.375 | \$ 25.0 |
| 949 | Buy | 09.08.2017 04:35:00 | 110.368 | 0.01 | 09.08.2017 05:15:00 | 110.389 | \$ 21.0 |
| 1103 | Buy | 09.08.2017 04:35:00 | 110.368 | 0.01 | 09.08.2017 05:15:00 | 110.389 | \$ 21.0 |
| 952 | Buy | 09.08.2017 11:13:00 | 109.789 | 0.01 | 09.08.2017 14:41:00 | 110.074 | \$ 285.0 |
| 951 | Buy | 09.08.2017 09:33:00 | 110.067 | 0.01 | 09.08.2017 14:41:00 | 110.074 | \$ 7.0 |
| 950 | Buy | 09.08.2017 07:01:00 | 110.304 | 0.01 | 09.08.2017 14:41:00 | 110.074 | \$ -230.0 |
| 1106 | Buy | 09.08.2017 11:13:00 | 109.789 | 0.01 | 09.08.2017 14:41:00 | 110.074 | \$ 285.0 |
| 1105 | Buy | 09.08.2017 09:33:00 | 110.067 | 0.01 | 09.08.2017 14:41:00 | 110.074 | \$ 7.0 |
| 1104 | Buy | 09.08.2017 07:01:00 | 110.304 | 0.01 | 09.08.2017 14:41:00 | 110.074 | \$ -230.0 |
| 953 | Buy | 09.08.2017 16:21:00 | 109.967 | 0.01 | 09.08.2017 16:27:00 | 109.988 | \$ 21.0 |
| 1107 | Buy | 09.08.2017 16:21:00 | 109.967 | 0.02 | 09.08.2017 16:27:00 | 109.988 | \$ 42.0 |
| 954 | Buy | 09.08.2017 18:01:00 | 109.73 | 0.01 | 09.08.2017 18:20:00 | 109.753 | \$ 23.0 |
| 1108 | Buy | 09.08.2017 17:09:00 | 109.814 | 0.01 | 09.08.2017 18:40:00 | 109.836 | \$ 22.0 |
| 955 | Buy | 09.08.2017 20:21:00 | 109.765 | 0.01 | 09.08.2017 20:35:00 | 109.787 | \$ 22.0 |
| 1109 | Buy | 09.08.2017 20:21:00 | 109.765 | 0.02 | 09.08.2017 20:35:00 | 109.787 | \$ 44.0 |
| 1110 | Buy | 09.08.2017 21:11:00 | 109.67 | 0.01 | 09.08.2017 21:12:00 | 109.694 | \$ 24.0 |
| 1274 | Buy | 09.08.2017 21:11:00 | 109.67 | 0.01 | 09.08.2017 22:33:00 | 109.932 | \$ 262.0 |
| 1273 | Buy | 09.08.2017 20:21:00 | 109.765 | 0.03 | 09.08.2017 22:33:00 | 109.932 | \$ 501.0 |
| 1272 | Buy | 09.08.2017 17:09:00 | 109.814 | 0.01 | 09.08.2017 22:33:00 | 109.932 | \$ 118.0 |
| 1271 | Buy | 09.08.2017 17:00:00 | 109.838 | 0.03 | 09.08.2017 22:33:00 | 109.932 | \$ 282.0 |
| 1270 | Buy | 09.08.2017 11:13:00 | 109.789 | 0.01 | 09.08.2017 22:33:00 | 109.932 | \$ 143.0 |
| 1269 | Buy | 09.08.2017 09:33:00 | 110.067 | 0.01 | 09.08.2017 22:33:00 | 109.932 | \$ -135.0 |
| 1268 | Buy | 09.08.2017 07:01:00 | 110.304 | 0.01 | 09.08.2017 22:33:00 | 109.932 | \$ -372.0 |
| 1267 | Buy | 09.08.2017 04:35:00 | 110.397 | 0.01 | 09.08.2017 22:33:00 | 109.932 | \$ -465.0 |
| 1275 | Sell | 10.08.2017 01:00:00 | 110.041 | 0.03 | 10.08.2017 01:07:00 | 110.014 | \$ 81.0 |
| 1276 | Sell | 10.08.2017 05:15:00 | 110.024 | 0.03 | 10.08.2017 06:11:00 | 109.999 | \$ 75.0 |
| 1277 | Sell | 10.08.2017 08:40:00 | 110.017 | 0.03 | 10.08.2017 12:37:00 | 109.987 | \$ 90.0 |
| 956 | Buy | 10.08.2017 20:07:00 | 109.76 | 0.01 | 10.08.2017 20:10:00 | 109.782 | \$ 22.0 |
| 1111 | Buy | 10.08.2017 20:07:00 | 109.76 | 0.01 | 10.08.2017 20:10:00 | 109.782 | \$ 22.0 |
| 957 | Buy | 10.08.2017 21:57:00 | 109.664 | 0.01 | 10.08.2017 22:33:00 | 109.687 | \$ 23.0 |
| 1112 | Buy | 10.08.2017 21:57:00 | 109.664 | 0.01 | 10.08.2017 22:33:00 | 109.687 | \$ 23.0 |
| 958 | Buy | 10.08.2017 23:51:00 | 109.406 | 0.01 | 11.08.2017 00:09:00 | 109.427 | \$ 24.97 |

| | | | | | | | |
|------|------|---------------------|---------|------|---------------------|---------|------------|
| 1113 | Buy | 10.08.2017 23:51:00 | 109.406 | 0.01 | 11.08.2017 00:09:00 | 109.427 | \$ 24.97 |
| 959 | Buy | 11.08.2017 01:31:00 | 109.249 | 0.01 | 11.08.2017 01:47:00 | 109.27 | \$ 21.0 |
| 1114 | Buy | 11.08.2017 01:31:00 | 109.249 | 0.01 | 11.08.2017 01:47:00 | 109.27 | \$ 21.0 |
| 1116 | Buy | 11.08.2017 04:21:00 | 109.205 | 0.01 | 11.08.2017 04:30:00 | 109.262 | \$ 57.0 |
| 1115 | Buy | 11.08.2017 04:05:00 | 109.259 | 0.02 | 11.08.2017 04:30:00 | 109.262 | \$ 6.0 |
| 1117 | Buy | 11.08.2017 06:09:00 | 109.188 | 0.02 | 11.08.2017 08:17:00 | 109.209 | \$ 42.0 |
| 1120 | Buy | 11.08.2017 12:14:00 | 108.942 | 0.01 | 11.08.2017 14:47:00 | 109.061 | \$ 119.0 |
| 1119 | Buy | 11.08.2017 11:41:00 | 109.021 | 0.02 | 11.08.2017 14:47:00 | 109.061 | \$ 80.0 |
| 1118 | Buy | 11.08.2017 08:57:00 | 109.108 | 0.02 | 11.08.2017 14:47:00 | 109.061 | \$ -94.0 |
| 963 | Buy | 11.08.2017 11:41:00 | 109.021 | 0.01 | 11.08.2017 15:03:00 | 109.165 | \$ 144.0 |
| 962 | Buy | 11.08.2017 08:57:00 | 109.108 | 0.01 | 11.08.2017 15:03:00 | 109.165 | \$ 57.0 |
| 961 | Buy | 11.08.2017 06:09:00 | 109.188 | 0.01 | 11.08.2017 15:03:00 | 109.165 | \$ -23.0 |
| 960 | Buy | 11.08.2017 04:05:00 | 109.259 | 0.01 | 11.08.2017 15:03:00 | 109.165 | \$ -94.0 |
| 1122 | Buy | 11.08.2017 17:34:00 | 108.946 | 0.01 | 11.08.2017 18:24:00 | 109.044 | \$ 98.0 |
| 1121 | Buy | 11.08.2017 17:14:00 | 109.058 | 0.02 | 11.08.2017 18:24:00 | 109.044 | \$ -28.0 |
| 964 | Buy | 11.08.2017 17:14:00 | 109.058 | 0.01 | 11.08.2017 18:48:00 | 109.079 | \$ 21.0 |
| 965 | Buy | 11.08.2017 21:31:00 | 108.863 | 0.01 | 11.08.2017 21:31:00 | 108.884 | \$ 21.0 |
| 1123 | Buy | 11.08.2017 21:31:00 | 108.863 | 0.01 | 11.08.2017 21:31:00 | 108.884 | \$ 21.0 |
| 1289 | Buy | 11.08.2017 21:31:00 | 108.863 | 0.01 | 11.08.2017 22:03:00 | 109.28 | \$ 417.0 |
| 1288 | Buy | 11.08.2017 12:14:00 | 108.942 | 0.01 | 11.08.2017 22:03:00 | 109.28 | \$ 338.0 |
| 1287 | Buy | 11.08.2017 11:41:00 | 109.021 | 0.03 | 11.08.2017 22:03:00 | 109.28 | \$ 777.0 |
| 1286 | Buy | 11.08.2017 08:57:00 | 109.108 | 0.03 | 11.08.2017 22:03:00 | 109.28 | \$ 516.0 |
| 1285 | Buy | 11.08.2017 06:09:00 | 109.188 | 0.03 | 11.08.2017 22:03:00 | 109.28 | \$ 276.0 |
| 1284 | Buy | 11.08.2017 04:05:00 | 109.259 | 0.03 | 11.08.2017 22:03:00 | 109.28 | \$ 63.0 |
| 1283 | Buy | 11.08.2017 02:45:00 | 109.249 | 0.01 | 11.08.2017 22:03:00 | 109.28 | \$ 31.0 |
| 1282 | Buy | 11.08.2017 00:51:00 | 109.353 | 0.01 | 11.08.2017 22:03:00 | 109.28 | \$ -73.0 |
| 1281 | Buy | 10.08.2017 23:11:00 | 109.469 | 0.01 | 11.08.2017 22:03:00 | 109.28 | \$ -185.03 |
| 1280 | Buy | 10.08.2017 21:31:00 | 109.72 | 0.01 | 11.08.2017 22:03:00 | 109.28 | \$ -436.03 |
| 1279 | Buy | 10.08.2017 19:51:00 | 109.815 | 0.01 | 11.08.2017 22:03:00 | 109.28 | \$ -531.03 |
| 1278 | Buy | 10.08.2017 18:11:00 | 109.925 | 0.01 | 11.08.2017 22:03:00 | 109.28 | \$ -641.03 |
| 1290 | Sell | 11.08.2017 22:06:00 | 109.339 | 0.03 | 11.08.2017 22:09:00 | 109.311 | \$ 84.0 |
| 1291 | Buy | 12.08.2017 02:25:00 | 108.995 | 0.01 | 12.08.2017 03:09:00 | 109.022 | \$ 27.0 |
| 966 | Sell | 14.08.2017 09:22:00 | 109.322 | 0.01 | 14.08.2017 09:32:00 | 109.298 | \$ 24.0 |
| 1124 | Sell | 14.08.2017 09:22:00 | 109.322 | 0.01 | 14.08.2017 09:32:00 | 109.298 | \$ 24.0 |
| 873 | Sell | 14.08.2017 13:15:00 | 109.621 | 0.02 | 14.08.2017 13:22:00 | 109.591 | \$ 60.0 |
| 872 | Sell | 14.08.2017 13:10:00 | 109.606 | 0.02 | 14.08.2017 13:22:00 | 109.591 | \$ 30.0 |
| 968 | Sell | 14.08.2017 15:04:00 | 109.61 | 0.01 | 14.08.2017 16:00:00 | 109.524 | \$ 86.0 |
| 967 | Sell | 14.08.2017 12:57:00 | 109.482 | 0.01 | 14.08.2017 16:00:00 | 109.524 | \$ -42.0 |
| 1126 | Sell | 14.08.2017 15:04:00 | 109.61 | 0.01 | 14.08.2017 16:00:00 | 109.524 | \$ 86.0 |
| 1125 | Sell | 14.08.2017 12:57:00 | 109.482 | 0.01 | 14.08.2017 16:00:00 | 109.524 | \$ -42.0 |
| 874 | Sell | 14.08.2017 16:56:00 | 109.767 | 0.02 | 14.08.2017 16:59:00 | 109.746 | \$ 42.0 |
| 1128 | Sell | 14.08.2017 19:55:00 | 109.733 | 0.02 | 14.08.2017 20:32:00 | 109.686 | \$ 94.0 |
| 1127 | Sell | 14.08.2017 16:44:00 | 109.653 | 0.01 | 14.08.2017 20:32:00 | 109.686 | \$ -33.0 |
| 970 | Sell | 14.08.2017 19:55:00 | 109.733 | 0.01 | 14.08.2017 20:40:00 | 109.672 | \$ 61.0 |
| 969 | Sell | 14.08.2017 16:44:00 | 109.653 | 0.01 | 14.08.2017 20:40:00 | 109.672 | \$ -19.0 |
| 971 | Sell | 14.08.2017 22:34:00 | 109.697 | 0.01 | 14.08.2017 22:38:00 | 109.673 | \$ 24.0 |
| 1129 | Sell | 14.08.2017 22:34:00 | 109.697 | 0.02 | 14.08.2017 22:38:00 | 109.673 | \$ 48.0 |
| 1297 | Sell | 14.08.2017 19:55:00 | 109.733 | 0.05 | 14.08.2017 23:14:00 | 109.471 | \$ 1310.0 |
| 1296 | Sell | 14.08.2017 16:44:00 | 109.653 | 0.03 | 14.08.2017 23:14:00 | 109.471 | \$ 546.0 |
| 1295 | Sell | 14.08.2017 15:04:00 | 109.61 | 0.03 | 14.08.2017 23:14:00 | 109.471 | \$ 417.0 |
| 1294 | Sell | 14.08.2017 12:57:00 | 109.482 | 0.03 | 14.08.2017 23:14:00 | 109.471 | \$ 33.0 |
| 1293 | Sell | 14.08.2017 08:56:00 | 109.216 | 0.03 | 14.08.2017 23:14:00 | 109.471 | \$ -765.0 |
| 1292 | Sell | 14.08.2017 07:00:00 | 109.146 | 0.03 | 14.08.2017 23:14:00 | 109.471 | \$ -975.0 |
| 1298 | Sell | 15.08.2017 03:00:00 | 109.741 | 0.03 | 15.08.2017 03:02:00 | 109.716 | \$ 75.0 |
| 1299 | Sell | 15.08.2017 05:34:00 | 109.732 | 0.03 | 15.08.2017 05:46:00 | 109.705 | \$ 81.0 |
| 876 | Sell | 15.08.2017 09:08:00 | 109.997 | 0.02 | 15.08.2017 09:11:00 | 109.97 | \$ 54.0 |
| 875 | Sell | 15.08.2017 09:02:00 | 109.984 | 0.02 | 15.08.2017 09:11:00 | 109.97 | \$ 28.0 |
| 1142 | Sell | 16.08.2017 22:05:00 | 110.924 | 0.01 | 17.08.2017 02:14:00 | 110.586 | \$ 308.51 |
| 1141 | Sell | 16.08.2017 22:05:00 | 110.895 | 0.02 | 17.08.2017 02:14:00 | 110.586 | \$ 559.02 |
| 1140 | Sell | 16.08.2017 17:25:00 | 110.917 | 0.01 | 17.08.2017 02:14:00 | 110.586 | \$ 301.51 |

| | | | | | | | |
|------|------|---------------------|---------|------|---------------------|---------|-------------|
| 1139 | Sell | 16.08.2017 15:30:00 | 110.773 | 0.01 | 17.08.2017 02:14:00 | 110.586 | \$ 157.51 |
| 1138 | Sell | 16.08.2017 09:58:00 | 110.687 | 0.02 | 17.08.2017 02:14:00 | 110.586 | \$ 143.02 |
| 1137 | Sell | 16.08.2017 09:58:00 | 110.698 | 0.01 | 17.08.2017 02:14:00 | 110.586 | \$ 82.51 |
| 1136 | Sell | 16.08.2017 05:37:00 | 110.643 | 0.01 | 17.08.2017 02:14:00 | 110.586 | \$ 27.51 |
| 1135 | Sell | 16.08.2017 03:58:00 | 110.563 | 0.02 | 17.08.2017 02:14:00 | 110.586 | \$ -104.98 |
| 1134 | Sell | 15.08.2017 21:31:00 | 110.689 | 0.01 | 17.08.2017 02:14:00 | 110.586 | \$ 63.68 |
| 1133 | Sell | 15.08.2017 16:08:00 | 110.44 | 0.01 | 17.08.2017 02:14:00 | 110.586 | \$ -185.32 |
| 1132 | Sell | 15.08.2017 13:19:00 | 110.256 | 0.01 | 17.08.2017 02:14:00 | 110.586 | \$ -369.32 |
| 1131 | Sell | 15.08.2017 10:11:00 | 110.215 | 0.01 | 17.08.2017 02:14:00 | 110.586 | \$ -410.32 |
| 1130 | Sell | 15.08.2017 08:31:00 | 109.869 | 0.01 | 17.08.2017 02:14:00 | 110.586 | \$ -756.32 |
| 982 | Sell | 16.08.2017 22:05:00 | 110.895 | 0.01 | 17.08.2017 02:19:00 | 110.519 | \$ 346.51 |
| 981 | Sell | 16.08.2017 17:25:00 | 110.917 | 0.01 | 17.08.2017 02:19:00 | 110.519 | \$ 368.51 |
| 980 | Sell | 16.08.2017 15:30:00 | 110.773 | 0.01 | 17.08.2017 02:19:00 | 110.519 | \$ 224.51 |
| 979 | Sell | 16.08.2017 09:58:00 | 110.694 | 0.01 | 17.08.2017 02:19:00 | 110.519 | \$ 145.51 |
| 978 | Sell | 16.08.2017 05:38:00 | 110.648 | 0.01 | 17.08.2017 02:19:00 | 110.519 | \$ 99.51 |
| 977 | Sell | 16.08.2017 03:58:00 | 110.563 | 0.01 | 17.08.2017 02:19:00 | 110.519 | \$ 14.51 |
| 976 | Sell | 15.08.2017 21:31:00 | 110.689 | 0.01 | 17.08.2017 02:19:00 | 110.519 | \$ 130.68 |
| 975 | Sell | 15.08.2017 16:08:00 | 110.44 | 0.01 | 17.08.2017 02:19:00 | 110.519 | \$ -118.32 |
| 974 | Sell | 15.08.2017 13:19:00 | 110.256 | 0.01 | 17.08.2017 02:19:00 | 110.519 | \$ -302.32 |
| 973 | Sell | 15.08.2017 10:11:00 | 110.215 | 0.01 | 17.08.2017 02:19:00 | 110.519 | \$ -343.32 |
| 972 | Sell | 15.08.2017 08:31:00 | 109.869 | 0.01 | 17.08.2017 02:19:00 | 110.519 | \$ -689.32 |
| 1313 | Sell | 16.08.2017 22:05:00 | 110.924 | 0.03 | 17.08.2017 02:19:00 | 110.529 | \$ 1096.53 |
| 1312 | Sell | 16.08.2017 22:05:00 | 110.911 | 0.05 | 17.08.2017 02:19:00 | 110.529 | \$ 1762.55 |
| 1311 | Sell | 16.08.2017 17:25:00 | 110.917 | 0.03 | 17.08.2017 02:19:00 | 110.529 | \$ 1075.53 |
| 1310 | Sell | 16.08.2017 15:30:00 | 110.768 | 0.03 | 17.08.2017 02:19:00 | 110.529 | \$ 628.53 |
| 1309 | Sell | 16.08.2017 09:58:00 | 110.687 | 0.05 | 17.08.2017 02:19:00 | 110.529 | \$ 642.55 |
| 1308 | Sell | 16.08.2017 09:58:00 | 110.698 | 0.03 | 17.08.2017 02:19:00 | 110.529 | \$ 418.53 |
| 1307 | Sell | 16.08.2017 05:37:00 | 110.643 | 0.03 | 17.08.2017 02:19:00 | 110.529 | \$ 253.53 |
| 1306 | Sell | 16.08.2017 05:27:00 | 110.595 | 0.05 | 17.08.2017 02:19:00 | 110.529 | \$ 182.55 |
| 1305 | Sell | 15.08.2017 21:31:00 | 110.689 | 0.03 | 17.08.2017 02:19:00 | 110.529 | \$ 362.04 |
| 1304 | Sell | 15.08.2017 16:08:00 | 110.44 | 0.03 | 17.08.2017 02:19:00 | 110.529 | \$ -384.96 |
| 1303 | Sell | 15.08.2017 13:19:00 | 110.256 | 0.03 | 17.08.2017 02:19:00 | 110.529 | \$ -936.96 |
| 1302 | Sell | 15.08.2017 11:13:00 | 110.209 | 0.03 | 17.08.2017 02:19:00 | 110.529 | \$ -1077.96 |
| 1301 | Sell | 15.08.2017 09:03:00 | 109.978 | 0.03 | 17.08.2017 02:19:00 | 110.529 | \$ -1770.96 |
| 1300 | Sell | 15.08.2017 07:23:00 | 109.701 | 0.03 | 17.08.2017 02:19:00 | 110.529 | \$ -2601.96 |
| 892 | Sell | 15.08.2017 22:15:00 | 110.792 | 0.01 | 17.08.2017 03:00:00 | 110.371 | \$ 381.68 |
| 891 | Sell | 15.08.2017 22:10:00 | 110.803 | 0.01 | 17.08.2017 03:00:00 | 110.371 | \$ 392.68 |
| 890 | Sell | 15.08.2017 22:05:00 | 110.79 | 0.01 | 17.08.2017 03:00:00 | 110.371 | \$ 379.68 |
| 889 | Sell | 15.08.2017 22:00:00 | 110.818 | 0.01 | 17.08.2017 03:00:00 | 110.371 | \$ 407.68 |
| 888 | Sell | 15.08.2017 21:55:00 | 110.772 | 0.01 | 17.08.2017 03:00:00 | 110.371 | \$ 361.68 |
| 887 | Sell | 15.08.2017 21:50:00 | 110.713 | 0.01 | 17.08.2017 03:00:00 | 110.371 | \$ 302.68 |
| 886 | Sell | 15.08.2017 21:45:00 | 110.76 | 0.01 | 17.08.2017 03:00:00 | 110.371 | \$ 349.68 |
| 885 | Sell | 15.08.2017 21:40:00 | 110.708 | 0.02 | 17.08.2017 03:00:00 | 110.371 | \$ 595.36 |
| 884 | Sell | 15.08.2017 21:35:00 | 110.723 | 0.02 | 17.08.2017 03:00:00 | 110.371 | \$ 625.36 |
| 883 | Sell | 15.08.2017 09:53:00 | 110.183 | 0.02 | 17.08.2017 03:00:00 | 110.371 | \$ -454.64 |
| 882 | Sell | 15.08.2017 09:42:00 | 110.157 | 0.02 | 17.08.2017 03:00:00 | 110.371 | \$ -506.64 |
| 881 | Sell | 15.08.2017 09:37:00 | 110.139 | 0.02 | 17.08.2017 03:00:00 | 110.371 | \$ -542.64 |
| 880 | Sell | 15.08.2017 09:32:00 | 110.108 | 0.02 | 17.08.2017 03:00:00 | 110.371 | \$ -604.64 |
| 879 | Sell | 15.08.2017 09:27:00 | 110.101 | 0.02 | 17.08.2017 03:00:00 | 110.371 | \$ -618.64 |
| 878 | Sell | 15.08.2017 09:22:00 | 110.044 | 0.02 | 17.08.2017 03:00:00 | 110.371 | \$ -732.64 |
| 877 | Sell | 15.08.2017 09:17:00 | 110.027 | 0.02 | 17.08.2017 03:00:00 | 110.371 | \$ -766.64 |
| 983 | Buy | 17.08.2017 03:01:00 | 110.316 | 0.01 | 17.08.2017 03:01:00 | 110.338 | \$ 22.0 |
| 1143 | Buy | 17.08.2017 03:01:00 | 110.316 | 0.01 | 17.08.2017 03:01:00 | 110.338 | \$ 22.0 |
| 984 | Buy | 17.08.2017 06:15:00 | 110.147 | 0.01 | 17.08.2017 06:16:00 | 110.17 | \$ 23.0 |
| 1144 | Buy | 17.08.2017 06:15:00 | 110.147 | 0.01 | 17.08.2017 06:16:00 | 110.17 | \$ 23.0 |
| 985 | Buy | 17.08.2017 08:31:00 | 110.054 | 0.01 | 17.08.2017 08:37:00 | 110.077 | \$ 23.0 |
| 1145 | Buy | 17.08.2017 08:31:00 | 110.054 | 0.01 | 17.08.2017 08:37:00 | 110.077 | \$ 23.0 |
| 986 | Buy | 17.08.2017 10:11:00 | 109.873 | 0.01 | 17.08.2017 10:13:00 | 109.894 | \$ 21.0 |
| 1146 | Buy | 17.08.2017 10:11:00 | 109.873 | 0.01 | 17.08.2017 10:13:00 | 109.894 | \$ 21.0 |
| 893 | Buy | 17.08.2017 10:29:00 | 109.778 | 0.02 | 17.08.2017 10:30:00 | 109.8 | \$ 44.0 |

| | | | | | | | |
|------|------|---------------------|---------|------|---------------------|---------|-----------|
| 894 | Buy | 17.08.2017 10:34:00 | 109.767 | 0.02 | 17.08.2017 10:38:00 | 109.787 | \$ 40.0 |
| 895 | Buy | 17.08.2017 10:57:00 | 109.694 | 0.02 | 17.08.2017 11:03:00 | 109.715 | \$ 42.0 |
| 987 | Buy | 17.08.2017 14:07:00 | 109.844 | 0.01 | 17.08.2017 14:47:00 | 109.864 | \$ 20.0 |
| 1147 | Buy | 17.08.2017 14:07:00 | 109.844 | 0.02 | 17.08.2017 14:47:00 | 109.864 | \$ 40.0 |
| 1319 | Buy | 17.08.2017 14:19:00 | 109.786 | 0.03 | 17.08.2017 16:18:00 | 110.054 | \$ 804.0 |
| 1318 | Buy | 17.08.2017 10:11:00 | 109.873 | 0.01 | 17.08.2017 16:18:00 | 110.054 | \$ 181.0 |
| 1317 | Buy | 17.08.2017 08:31:00 | 110.054 | 0.01 | 17.08.2017 16:18:00 | 110.054 | \$ 0.0 |
| 1316 | Buy | 17.08.2017 06:15:00 | 110.147 | 0.01 | 17.08.2017 16:18:00 | 110.054 | \$ -93.0 |
| 1315 | Buy | 17.08.2017 04:35:00 | 110.175 | 0.01 | 17.08.2017 16:18:00 | 110.054 | \$ -121.0 |
| 1314 | Buy | 17.08.2017 02:12:00 | 110.624 | 0.01 | 17.08.2017 16:18:00 | 110.054 | \$ -570.0 |
| 1320 | Sell | 17.08.2017 20:32:00 | 110.311 | 0.03 | 17.08.2017 20:35:00 | 110.284 | \$ 81.0 |
| 988 | Buy | 17.08.2017 23:02:00 | 109.72 | 0.01 | 17.08.2017 23:03:00 | 109.741 | \$ 21.0 |
| 1148 | Buy | 17.08.2017 23:02:00 | 109.72 | 0.01 | 17.08.2017 23:03:00 | 109.741 | \$ 21.0 |
| 1321 | Buy | 17.08.2017 23:00:00 | 109.956 | 0.01 | 17.08.2017 23:30:00 | 109.982 | \$ 26.0 |
| 989 | Buy | 18.08.2017 00:48:00 | 109.829 | 0.01 | 18.08.2017 00:54:00 | 109.85 | \$ 21.0 |
| 1149 | Buy | 18.08.2017 00:48:00 | 109.829 | 0.01 | 18.08.2017 00:54:00 | 109.85 | \$ 21.0 |
| 1322 | Buy | 18.08.2017 00:46:00 | 109.859 | 0.01 | 18.08.2017 00:57:00 | 109.884 | \$ 25.0 |
| 896 | Buy | 18.08.2017 22:39:00 | 108.65 | 0.02 | 18.08.2017 22:42:00 | 108.672 | \$ 44.0 |
| 897 | Buy | 18.08.2017 22:45:00 | 108.652 | 0.02 | 18.08.2017 22:46:00 | 108.674 | \$ 44.0 |
| 898 | Buy | 18.08.2017 22:59:00 | 108.65 | 0.02 | 18.08.2017 23:00:00 | 108.672 | \$ 44.0 |
| 1162 | Buy | 18.08.2017 23:33:00 | 108.719 | 0.01 | 19.08.2017 00:29:00 | 109.262 | \$ 543.0 |
| 1161 | Buy | 18.08.2017 21:53:00 | 108.931 | 0.01 | 19.08.2017 00:29:00 | 109.262 | \$ 331.0 |
| 1160 | Buy | 18.08.2017 21:18:00 | 109.029 | 0.02 | 19.08.2017 00:29:00 | 109.262 | \$ 466.0 |
| 1159 | Buy | 18.08.2017 19:38:00 | 109.065 | 0.02 | 19.08.2017 00:29:00 | 109.262 | \$ 394.0 |
| 1158 | Buy | 18.08.2017 17:42:00 | 109.009 | 0.01 | 19.08.2017 00:29:00 | 109.262 | \$ 253.0 |
| 1157 | Buy | 18.08.2017 15:42:00 | 109.258 | 0.01 | 19.08.2017 00:29:00 | 109.262 | \$ 4.0 |
| 1156 | Buy | 18.08.2017 15:25:00 | 109.286 | 0.02 | 19.08.2017 00:29:00 | 109.262 | \$ -48.0 |
| 1155 | Buy | 18.08.2017 13:43:00 | 109.325 | 0.02 | 19.08.2017 00:29:00 | 109.262 | \$ -126.0 |
| 1154 | Buy | 18.08.2017 11:22:00 | 109.412 | 0.02 | 19.08.2017 00:29:00 | 109.262 | \$ -300.0 |
| 1153 | Buy | 18.08.2017 08:41:00 | 109.4 | 0.01 | 19.08.2017 00:29:00 | 109.262 | \$ -138.0 |
| 1152 | Buy | 18.08.2017 06:31:00 | 109.504 | 0.01 | 19.08.2017 00:29:00 | 109.262 | \$ -242.0 |
| 1151 | Buy | 18.08.2017 04:45:00 | 109.544 | 0.01 | 19.08.2017 00:29:00 | 109.262 | \$ -282.0 |
| 1150 | Buy | 18.08.2017 03:05:00 | 109.743 | 0.01 | 19.08.2017 00:29:00 | 109.262 | \$ -481.0 |
| 1335 | Buy | 18.08.2017 23:33:00 | 108.719 | 0.01 | 19.08.2017 00:29:00 | 109.262 | \$ 543.0 |
| 1334 | Buy | 18.08.2017 21:53:00 | 108.931 | 0.01 | 19.08.2017 00:29:00 | 109.262 | \$ 331.0 |
| 1333 | Buy | 18.08.2017 21:18:00 | 109.029 | 0.03 | 19.08.2017 00:29:00 | 109.262 | \$ 699.0 |
| 1332 | Buy | 18.08.2017 19:38:00 | 109.065 | 0.03 | 19.08.2017 00:29:00 | 109.262 | \$ 591.0 |
| 1331 | Buy | 18.08.2017 17:42:00 | 109.009 | 0.01 | 19.08.2017 00:29:00 | 109.262 | \$ 253.0 |
| 1330 | Buy | 18.08.2017 15:42:00 | 109.258 | 0.01 | 19.08.2017 00:29:00 | 109.262 | \$ 4.0 |
| 1329 | Buy | 18.08.2017 15:25:00 | 109.286 | 0.03 | 19.08.2017 00:29:00 | 109.262 | \$ -72.0 |
| 1328 | Buy | 18.08.2017 13:43:00 | 109.325 | 0.03 | 19.08.2017 00:29:00 | 109.262 | \$ -189.0 |
| 1327 | Buy | 18.08.2017 11:27:00 | 109.403 | 0.03 | 19.08.2017 00:29:00 | 109.262 | \$ -423.0 |
| 1326 | Buy | 18.08.2017 08:41:00 | 109.4 | 0.01 | 19.08.2017 00:29:00 | 109.262 | \$ -138.0 |
| 1325 | Buy | 18.08.2017 06:31:00 | 109.504 | 0.01 | 19.08.2017 00:29:00 | 109.262 | \$ -242.0 |
| 1324 | Buy | 18.08.2017 04:45:00 | 109.544 | 0.01 | 19.08.2017 00:29:00 | 109.262 | \$ -282.0 |
| 1323 | Buy | 18.08.2017 03:05:00 | 109.743 | 0.01 | 19.08.2017 00:29:00 | 109.262 | \$ -481.0 |
| 1000 | Buy | 18.08.2017 22:58:00 | 108.683 | 0.01 | 19.08.2017 00:51:00 | 109.293 | \$ 610.0 |
| 999 | Buy | 18.08.2017 21:18:00 | 109.029 | 0.01 | 19.08.2017 00:51:00 | 109.293 | \$ 264.0 |
| 998 | Buy | 18.08.2017 19:38:00 | 109.065 | 0.01 | 19.08.2017 00:51:00 | 109.293 | \$ 228.0 |
| 997 | Buy | 18.08.2017 17:42:00 | 109.009 | 0.01 | 19.08.2017 00:51:00 | 109.293 | \$ 284.0 |
| 996 | Buy | 18.08.2017 15:25:00 | 109.286 | 0.01 | 19.08.2017 00:51:00 | 109.293 | \$ 7.0 |
| 995 | Buy | 18.08.2017 13:43:00 | 109.325 | 0.01 | 19.08.2017 00:51:00 | 109.293 | \$ -32.0 |
| 994 | Buy | 18.08.2017 11:22:00 | 109.412 | 0.01 | 19.08.2017 00:51:00 | 109.293 | \$ -119.0 |
| 993 | Buy | 18.08.2017 08:41:00 | 109.4 | 0.01 | 19.08.2017 00:51:00 | 109.293 | \$ -107.0 |
| 992 | Buy | 18.08.2017 06:31:00 | 109.504 | 0.01 | 19.08.2017 00:51:00 | 109.293 | \$ -211.0 |
| 991 | Buy | 18.08.2017 04:45:00 | 109.544 | 0.01 | 19.08.2017 00:51:00 | 109.293 | \$ -251.0 |
| 990 | Buy | 18.08.2017 03:05:00 | 109.743 | 0.01 | 19.08.2017 00:51:00 | 109.293 | \$ -450.0 |
| 1336 | Sell | 19.08.2017 02:17:00 | 109.549 | 0.03 | 19.08.2017 02:18:00 | 109.524 | \$ 75.0 |
| 1001 | Sell | 21.08.2017 08:00:00 | 109.393 | 0.01 | 21.08.2017 08:36:00 | 109.37 | \$ 23.0 |
| 1163 | Sell | 21.08.2017 08:00:00 | 109.393 | 0.01 | 21.08.2017 08:36:00 | 109.37 | \$ 23.0 |

| | | | | | | | |
|------|------|---------------------|---------|------|---------------------|---------|-----------|
| 1002 | Sell | 21.08.2017 09:55:00 | 109.365 | 0.01 | 21.08.2017 09:59:00 | 109.344 | \$ 21.0 |
| 1164 | Sell | 21.08.2017 09:55:00 | 109.365 | 0.01 | 21.08.2017 09:59:00 | 109.344 | \$ 21.0 |
| 1337 | Sell | 21.08.2017 09:55:00 | 109.353 | 0.03 | 21.08.2017 10:04:00 | 109.327 | \$ 78.0 |
| 1338 | Buy | 21.08.2017 15:19:00 | 109.132 | 0.01 | 21.08.2017 15:34:00 | 109.159 | \$ 27.0 |
| 1003 | Buy | 21.08.2017 16:28:00 | 108.943 | 0.01 | 21.08.2017 16:29:00 | 108.964 | \$ 21.0 |
| 1165 | Buy | 21.08.2017 16:28:00 | 108.943 | 0.01 | 21.08.2017 16:29:00 | 108.964 | \$ 21.0 |
| 1339 | Buy | 21.08.2017 17:21:00 | 108.946 | 0.01 | 21.08.2017 17:31:00 | 108.972 | \$ 26.0 |
| 1004 | Buy | 21.08.2017 20:22:00 | 109.04 | 0.01 | 21.08.2017 20:41:00 | 109.061 | \$ 21.0 |
| 1167 | Buy | 21.08.2017 20:27:00 | 109.019 | 0.01 | 21.08.2017 20:41:00 | 109.054 | \$ 35.0 |
| 1166 | Buy | 21.08.2017 20:22:00 | 109.04 | 0.02 | 21.08.2017 20:41:00 | 109.054 | \$ 28.0 |
| 1341 | Buy | 21.08.2017 20:27:00 | 109.019 | 0.01 | 21.08.2017 20:41:00 | 109.061 | \$ 42.0 |
| 1340 | Buy | 21.08.2017 20:22:00 | 109.04 | 0.03 | 21.08.2017 20:41:00 | 109.061 | \$ 63.0 |
| 1005 | Buy | 21.08.2017 22:08:00 | 108.914 | 0.01 | 21.08.2017 22:41:00 | 108.937 | \$ 23.0 |
| 1168 | Buy | 21.08.2017 22:08:00 | 108.914 | 0.01 | 21.08.2017 22:41:00 | 108.937 | \$ 23.0 |
| 1342 | Buy | 21.08.2017 22:08:00 | 108.914 | 0.01 | 21.08.2017 22:41:00 | 108.94 | \$ 26.0 |
| 1006 | Buy | 22.08.2017 00:02:00 | 108.72 | 0.01 | 22.08.2017 00:12:00 | 108.741 | \$ 21.0 |
| 1169 | Buy | 22.08.2017 00:02:00 | 108.72 | 0.01 | 22.08.2017 00:12:00 | 108.741 | \$ 21.0 |
| 1343 | Buy | 22.08.2017 00:02:00 | 108.72 | 0.01 | 22.08.2017 00:12:00 | 108.747 | \$ 27.0 |
| 1171 | Buy | 22.08.2017 02:43:00 | 108.776 | 0.01 | 22.08.2017 03:55:00 | 108.845 | \$ 69.0 |
| 1170 | Buy | 22.08.2017 01:55:00 | 108.847 | 0.02 | 22.08.2017 03:55:00 | 108.845 | \$ -4.0 |
| 1007 | Buy | 22.08.2017 01:55:00 | 108.847 | 0.01 | 22.08.2017 03:59:00 | 108.867 | \$ 20.0 |
| 1345 | Buy | 22.08.2017 02:45:00 | 108.766 | 0.01 | 22.08.2017 03:59:00 | 108.853 | \$ 87.0 |
| 1344 | Buy | 22.08.2017 01:55:00 | 108.847 | 0.03 | 22.08.2017 03:59:00 | 108.853 | \$ 18.0 |
| 1009 | Sell | 22.08.2017 11:55:00 | 109.283 | 0.01 | 22.08.2017 15:08:00 | 109.221 | \$ 62.0 |
| 1008 | Sell | 22.08.2017 10:02:00 | 109.2 | 0.01 | 22.08.2017 15:08:00 | 109.221 | \$ -21.0 |
| 1173 | Sell | 22.08.2017 11:55:00 | 109.283 | 0.01 | 22.08.2017 15:08:00 | 109.221 | \$ 62.0 |
| 1172 | Sell | 22.08.2017 10:02:00 | 109.2 | 0.01 | 22.08.2017 15:08:00 | 109.221 | \$ -21.0 |
| 1010 | Sell | 22.08.2017 15:40:00 | 109.305 | 0.01 | 22.08.2017 16:40:00 | 109.285 | \$ 20.0 |
| 1175 | Sell | 22.08.2017 15:57:00 | 109.384 | 0.01 | 22.08.2017 16:40:00 | 109.31 | \$ 74.0 |
| 1174 | Sell | 22.08.2017 15:40:00 | 109.305 | 0.02 | 22.08.2017 16:40:00 | 109.31 | \$ -10.0 |
| 1349 | Sell | 22.08.2017 15:57:00 | 109.384 | 0.03 | 22.08.2017 16:43:00 | 109.25 | \$ 402.0 |
| 1348 | Sell | 22.08.2017 15:40:00 | 109.305 | 0.05 | 22.08.2017 16:43:00 | 109.25 | \$ 275.0 |
| 1347 | Sell | 22.08.2017 11:55:00 | 109.283 | 0.03 | 22.08.2017 16:43:00 | 109.25 | \$ 99.0 |
| 1346 | Sell | 22.08.2017 09:04:00 | 109.116 | 0.03 | 22.08.2017 16:43:00 | 109.25 | \$ -402.0 |
| 1351 | Sell | 22.08.2017 20:13:00 | 109.45 | 0.03 | 22.08.2017 20:55:00 | 109.413 | \$ 111.0 |
| 1350 | Sell | 22.08.2017 20:13:00 | 109.432 | 0.05 | 22.08.2017 20:55:00 | 109.413 | \$ 95.0 |
| 1177 | Sell | 22.08.2017 20:13:00 | 109.45 | 0.01 | 22.08.2017 21:20:00 | 109.351 | \$ 99.0 |
| 1176 | Sell | 22.08.2017 20:05:00 | 109.335 | 0.02 | 22.08.2017 21:20:00 | 109.351 | \$ -32.0 |
| 1011 | Sell | 22.08.2017 20:05:00 | 109.335 | 0.01 | 22.08.2017 21:55:00 | 109.312 | \$ 23.0 |
| 1012 | Sell | 22.08.2017 22:59:00 | 109.431 | 0.01 | 22.08.2017 23:04:00 | 109.408 | \$ 23.0 |
| 1179 | Sell | 22.08.2017 23:04:00 | 109.394 | 0.02 | 22.08.2017 23:07:00 | 109.383 | \$ 22.0 |
| 1178 | Sell | 22.08.2017 22:59:00 | 109.431 | 0.01 | 22.08.2017 23:07:00 | 109.383 | \$ 48.0 |
| 1353 | Sell | 22.08.2017 23:04:00 | 109.394 | 0.05 | 22.08.2017 23:07:00 | 109.38 | \$ 70.0 |
| 1352 | Sell | 22.08.2017 22:59:00 | 109.431 | 0.03 | 22.08.2017 23:07:00 | 109.38 | \$ 153.0 |
| 1013 | Sell | 23.08.2017 01:00:00 | 109.41 | 0.01 | 23.08.2017 01:03:00 | 109.388 | \$ 22.0 |
| 1180 | Sell | 23.08.2017 01:00:00 | 109.41 | 0.02 | 23.08.2017 01:03:00 | 109.388 | \$ 44.0 |
| 1354 | Sell | 23.08.2017 01:00:00 | 109.41 | 0.05 | 23.08.2017 01:24:00 | 109.379 | \$ 155.0 |
| 1181 | Sell | 23.08.2017 01:57:00 | 109.466 | 0.01 | 23.08.2017 02:08:00 | 109.444 | \$ 22.0 |
| 1355 | Sell | 23.08.2017 01:57:00 | 109.466 | 0.03 | 23.08.2017 02:10:00 | 109.439 | \$ 81.0 |
| 1016 | Sell | 23.08.2017 08:50:00 | 109.736 | 0.01 | 23.08.2017 11:57:00 | 109.625 | \$ 111.0 |
| 1015 | Sell | 23.08.2017 07:06:00 | 109.636 | 0.01 | 23.08.2017 11:57:00 | 109.625 | \$ 11.0 |
| 1014 | Sell | 23.08.2017 04:45:00 | 109.566 | 0.01 | 23.08.2017 11:57:00 | 109.625 | \$ -59.0 |
| 1184 | Sell | 23.08.2017 08:50:00 | 109.736 | 0.01 | 23.08.2017 11:57:00 | 109.625 | \$ 111.0 |
| 1183 | Sell | 23.08.2017 07:06:00 | 109.636 | 0.01 | 23.08.2017 11:57:00 | 109.625 | \$ 11.0 |
| 1182 | Sell | 23.08.2017 04:45:00 | 109.566 | 0.01 | 23.08.2017 11:57:00 | 109.625 | \$ -59.0 |
| 1358 | Sell | 23.08.2017 08:50:00 | 109.736 | 0.03 | 23.08.2017 11:57:00 | 109.619 | \$ 351.0 |
| 1357 | Sell | 23.08.2017 07:06:00 | 109.636 | 0.03 | 23.08.2017 11:57:00 | 109.619 | \$ 51.0 |
| 1356 | Sell | 23.08.2017 04:45:00 | 109.566 | 0.03 | 23.08.2017 11:57:00 | 109.619 | \$ -159.0 |
| 1359 | Buy | 23.08.2017 14:52:00 | 109.443 | 0.01 | 23.08.2017 14:59:00 | 109.469 | \$ 26.0 |
| 1360 | Buy | 23.08.2017 17:04:00 | 109.385 | 0.01 | 23.08.2017 17:26:00 | 109.411 | \$ 26.0 |

| | | | | | | | |
|------|------|---------------------|---------|------|---------------------|---------|-----------|
| 1361 | Buy | 23.08.2017 19:01:00 | 109.34 | 0.01 | 23.08.2017 19:20:00 | 109.366 | \$ 26.0 |
| 1018 | Buy | 23.08.2017 22:05:00 | 109.067 | 0.01 | 23.08.2017 22:46:00 | 109.2 | \$ 133.0 |
| 1017 | Buy | 23.08.2017 20:19:00 | 109.292 | 0.01 | 23.08.2017 22:46:00 | 109.2 | \$ -92.0 |
| 1186 | Buy | 23.08.2017 22:05:00 | 109.067 | 0.01 | 23.08.2017 22:46:00 | 109.2 | \$ 133.0 |
| 1185 | Buy | 23.08.2017 20:19:00 | 109.292 | 0.01 | 23.08.2017 22:46:00 | 109.2 | \$ -92.0 |
| 1019 | Buy | 23.08.2017 23:58:00 | 109.076 | 0.01 | 24.08.2017 00:05:00 | 109.098 | \$ 33.91 |
| 1187 | Buy | 23.08.2017 23:58:00 | 109.076 | 0.01 | 24.08.2017 00:05:00 | 109.098 | \$ 33.91 |
| 1363 | Buy | 23.08.2017 23:32:00 | 109.077 | 0.01 | 24.08.2017 00:38:00 | 109.169 | \$ 103.91 |
| 1362 | Buy | 23.08.2017 20:41:00 | 109.21 | 0.01 | 24.08.2017 00:38:00 | 109.169 | \$ -29.09 |
| 1188 | Buy | 24.08.2017 01:32:00 | 109.101 | 0.02 | 24.08.2017 01:37:00 | 109.123 | \$ 44.0 |
| 1365 | Buy | 24.08.2017 01:32:00 | 109.101 | 0.03 | 24.08.2017 01:40:00 | 109.125 | \$ 72.0 |
| 1364 | Buy | 24.08.2017 01:31:00 | 109.093 | 0.01 | 24.08.2017 01:40:00 | 109.125 | \$ 32.0 |
| 1022 | Buy | 24.08.2017 07:17:00 | 108.913 | 0.01 | 24.08.2017 09:16:00 | 109.029 | \$ 116.0 |
| 1021 | Buy | 24.08.2017 04:10:00 | 109.001 | 0.01 | 24.08.2017 09:16:00 | 109.029 | \$ 28.0 |
| 1020 | Buy | 24.08.2017 02:30:00 | 109.106 | 0.01 | 24.08.2017 09:16:00 | 109.029 | \$ -77.0 |
| 1191 | Buy | 24.08.2017 07:17:00 | 108.913 | 0.01 | 24.08.2017 09:16:00 | 109.032 | \$ 119.0 |
| 1190 | Buy | 24.08.2017 03:29:00 | 109.044 | 0.02 | 24.08.2017 09:16:00 | 109.032 | \$ -24.0 |
| 1189 | Buy | 24.08.2017 03:28:00 | 109.035 | 0.01 | 24.08.2017 09:16:00 | 109.032 | \$ -3.0 |
| 1368 | Buy | 24.08.2017 07:17:00 | 108.913 | 0.01 | 24.08.2017 09:34:00 | 109.042 | \$ 129.0 |
| 1367 | Buy | 24.08.2017 03:29:00 | 109.044 | 0.03 | 24.08.2017 09:34:00 | 109.042 | \$ -6.0 |
| 1366 | Buy | 24.08.2017 03:28:00 | 109.035 | 0.01 | 24.08.2017 09:34:00 | 109.042 | \$ 7.0 |
| 1369 | Sell | 24.08.2017 12:29:00 | 109.23 | 0.03 | 24.08.2017 12:39:00 | 109.204 | \$ 78.0 |
| 1023 | Sell | 24.08.2017 16:01:00 | 109.358 | 0.01 | 24.08.2017 16:04:00 | 109.336 | \$ 22.0 |
| 1192 | Sell | 24.08.2017 16:01:00 | 109.358 | 0.01 | 24.08.2017 16:04:00 | 109.336 | \$ 22.0 |
| 1024 | Sell | 24.08.2017 17:43:00 | 109.405 | 0.01 | 24.08.2017 17:51:00 | 109.381 | \$ 24.0 |
| 1193 | Sell | 24.08.2017 17:43:00 | 109.405 | 0.01 | 24.08.2017 17:51:00 | 109.381 | \$ 24.0 |
| 1025 | Sell | 24.08.2017 20:21:00 | 109.381 | 0.01 | 24.08.2017 21:07:00 | 109.356 | \$ 25.0 |
| 1194 | Sell | 24.08.2017 20:21:00 | 109.381 | 0.01 | 24.08.2017 21:07:00 | 109.356 | \$ 25.0 |
| 1372 | Sell | 24.08.2017 20:21:00 | 109.381 | 0.03 | 24.08.2017 22:50:00 | 109.274 | \$ 321.0 |
| 1371 | Sell | 24.08.2017 17:20:00 | 109.328 | 0.03 | 24.08.2017 22:50:00 | 109.274 | \$ 162.0 |
| 1370 | Sell | 24.08.2017 15:37:00 | 109.192 | 0.03 | 24.08.2017 22:50:00 | 109.274 | \$ -246.0 |
| 1373 | Sell | 25.08.2017 02:15:00 | 109.379 | 0.03 | 25.08.2017 03:05:00 | 109.354 | \$ 75.0 |
| 1028 | Sell | 25.08.2017 11:35:00 | 109.681 | 0.01 | 25.08.2017 14:01:00 | 109.584 | \$ 97.0 |
| 1027 | Sell | 25.08.2017 09:53:00 | 109.648 | 0.01 | 25.08.2017 14:01:00 | 109.584 | \$ 64.0 |
| 1026 | Sell | 25.08.2017 03:59:00 | 109.484 | 0.01 | 25.08.2017 14:01:00 | 109.584 | \$ -100.0 |
| 1197 | Sell | 25.08.2017 11:35:00 | 109.681 | 0.01 | 25.08.2017 14:01:00 | 109.584 | \$ 97.0 |
| 1196 | Sell | 25.08.2017 09:53:00 | 109.648 | 0.01 | 25.08.2017 14:01:00 | 109.584 | \$ 64.0 |
| 1195 | Sell | 25.08.2017 03:59:00 | 109.484 | 0.01 | 25.08.2017 14:01:00 | 109.584 | \$ -100.0 |
| 1376 | Sell | 25.08.2017 11:35:00 | 109.681 | 0.03 | 25.08.2017 18:56:00 | 109.566 | \$ 345.0 |
| 1375 | Sell | 25.08.2017 09:53:00 | 109.648 | 0.03 | 25.08.2017 18:56:00 | 109.566 | \$ 246.0 |
| 1374 | Sell | 25.08.2017 03:59:00 | 109.447 | 0.03 | 25.08.2017 18:56:00 | 109.566 | \$ -357.0 |
| 1377 | Sell | 25.08.2017 20:03:00 | 109.675 | 0.05 | 25.08.2017 20:15:00 | 109.648 | \$ 135.0 |
| 1378 | Sell | 25.08.2017 21:12:00 | 109.723 | 0.03 | 25.08.2017 21:19:00 | 109.697 | \$ 78.0 |
| 1029 | Sell | 25.08.2017 22:55:00 | 109.773 | 0.01 | 25.08.2017 23:00:00 | 109.752 | \$ 21.0 |
| 1198 | Sell | 25.08.2017 22:55:00 | 109.773 | 0.01 | 25.08.2017 23:00:00 | 109.752 | \$ 21.0 |
| 1379 | Sell | 25.08.2017 22:55:00 | 109.748 | 0.03 | 25.08.2017 23:00:00 | 109.723 | \$ 75.0 |
| 1380 | Buy | 25.08.2017 23:01:00 | 109.339 | 0.01 | 25.08.2017 23:01:00 | 109.364 | \$ 25.0 |
| 1030 | Buy | 26.08.2017 00:02:00 | 109.228 | 0.01 | 26.08.2017 00:31:00 | 109.249 | \$ 21.0 |
| 1199 | Buy | 26.08.2017 00:02:00 | 109.228 | 0.01 | 26.08.2017 00:31:00 | 109.249 | \$ 21.0 |
| 1381 | Buy | 26.08.2017 01:05:00 | 109.24 | 0.01 | 26.08.2017 01:22:00 | 109.266 | \$ 26.0 |
| 1031 | Buy | 26.08.2017 01:45:00 | 109.202 | 0.01 | 26.08.2017 01:55:00 | 109.223 | \$ 21.0 |
| 1200 | Buy | 26.08.2017 01:45:00 | 109.202 | 0.01 | 26.08.2017 01:55:00 | 109.223 | \$ 21.0 |
| 1032 | Buy | 26.08.2017 04:03:00 | 109.163 | 0.01 | 26.08.2017 04:03:00 | 109.184 | \$ 21.0 |
| 1201 | Buy | 26.08.2017 04:03:00 | 109.163 | 0.01 | 26.08.2017 04:03:00 | 109.184 | \$ 21.0 |
| 1382 | Buy | 26.08.2017 04:03:00 | 109.163 | 0.01 | 26.08.2017 04:03:00 | 109.189 | \$ 26.0 |
| 1033 | Buy | 28.08.2017 07:10:00 | 109.269 | 0.01 | 28.08.2017 07:11:00 | 109.29 | \$ 21.0 |
| 1202 | Buy | 28.08.2017 07:10:00 | 109.269 | 0.02 | 28.08.2017 07:11:00 | 109.29 | \$ 42.0 |
| 1383 | Buy | 28.08.2017 09:40:00 | 109.153 | 0.01 | 28.08.2017 09:51:00 | 109.179 | \$ 26.0 |
| 1384 | Buy | 28.08.2017 15:23:00 | 109.11 | 0.03 | 28.08.2017 16:28:00 | 109.135 | \$ 75.0 |
| 1035 | Buy | 28.08.2017 15:23:00 | 109.11 | 0.01 | 28.08.2017 17:03:00 | 109.2 | \$ 90.0 |

| | | | | | | | |
|------|------|---------------------|---------|------|---------------------|---------|-----------|
| 1034 | Buy | 28.08.2017 09:32:00 | 109.242 | 0.01 | 28.08.2017 17:03:00 | 109.2 | \$ -42.0 |
| 1205 | Buy | 28.08.2017 15:23:00 | 109.11 | 0.02 | 28.08.2017 17:03:00 | 109.2 | \$ 180.0 |
| 1204 | Buy | 28.08.2017 09:34:00 | 109.194 | 0.01 | 28.08.2017 17:03:00 | 109.2 | \$ 6.0 |
| 1203 | Buy | 28.08.2017 09:32:00 | 109.242 | 0.02 | 28.08.2017 17:03:00 | 109.2 | \$ -84.0 |
| 1385 | Sell | 28.08.2017 21:36:00 | 109.346 | 0.03 | 28.08.2017 22:39:00 | 109.32 | \$ 78.0 |
| 1386 | Buy | 29.08.2017 02:05:00 | 109.172 | 0.01 | 29.08.2017 04:39:00 | 109.197 | \$ 25.0 |
| 1387 | Sell | 29.08.2017 05:15:00 | 109.341 | 0.03 | 29.08.2017 05:24:00 | 109.315 | \$ 78.0 |
| 1388 | Buy | 29.08.2017 06:07:00 | 109.054 | 0.01 | 29.08.2017 06:16:00 | 109.08 | \$ 26.0 |
| 1036 | Buy | 29.08.2017 06:27:00 | 108.889 | 0.01 | 29.08.2017 06:32:00 | 108.909 | \$ 20.0 |
| 1206 | Buy | 29.08.2017 06:27:00 | 108.889 | 0.01 | 29.08.2017 06:32:00 | 108.909 | \$ 20.0 |
| 1389 | Buy | 29.08.2017 07:47:00 | 108.473 | 0.01 | 29.08.2017 07:51:00 | 108.5 | \$ 27.0 |
| 1037 | Buy | 29.08.2017 09:25:00 | 108.696 | 0.01 | 29.08.2017 09:32:00 | 108.718 | \$ 22.0 |
| 1207 | Buy | 29.08.2017 09:25:00 | 108.696 | 0.01 | 29.08.2017 09:32:00 | 108.718 | \$ 22.0 |
| 1390 | Buy | 29.08.2017 09:28:00 | 108.694 | 0.01 | 29.08.2017 09:32:00 | 108.721 | \$ 27.0 |
| 1040 | Buy | 29.08.2017 20:25:00 | 108.498 | 0.01 | 29.08.2017 20:34:00 | 108.611 | \$ 113.0 |
| 1039 | Buy | 29.08.2017 18:06:00 | 108.448 | 0.01 | 29.08.2017 20:34:00 | 108.611 | \$ 163.0 |
| 1038 | Buy | 29.08.2017 15:57:00 | 108.824 | 0.01 | 29.08.2017 20:34:00 | 108.611 | \$ -213.0 |
| 1212 | Buy | 29.08.2017 20:30:00 | 108.465 | 0.01 | 29.08.2017 21:11:00 | 108.631 | \$ 166.0 |
| 1211 | Buy | 29.08.2017 20:25:00 | 108.498 | 0.02 | 29.08.2017 21:11:00 | 108.631 | \$ 266.0 |
| 1210 | Buy | 29.08.2017 18:06:00 | 108.448 | 0.01 | 29.08.2017 21:11:00 | 108.631 | \$ 183.0 |
| 1209 | Buy | 29.08.2017 16:07:00 | 108.704 | 0.01 | 29.08.2017 21:11:00 | 108.631 | \$ -73.0 |
| 1208 | Buy | 29.08.2017 15:57:00 | 108.824 | 0.02 | 29.08.2017 21:11:00 | 108.631 | \$ -386.0 |
| 1395 | Buy | 29.08.2017 20:30:00 | 108.465 | 0.01 | 29.08.2017 21:11:00 | 108.631 | \$ 166.0 |
| 1394 | Buy | 29.08.2017 20:25:00 | 108.498 | 0.03 | 29.08.2017 21:11:00 | 108.631 | \$ 399.0 |
| 1393 | Buy | 29.08.2017 18:06:00 | 108.448 | 0.01 | 29.08.2017 21:11:00 | 108.631 | \$ 183.0 |
| 1392 | Buy | 29.08.2017 16:07:00 | 108.704 | 0.01 | 29.08.2017 21:11:00 | 108.631 | \$ -73.0 |
| 1391 | Buy | 29.08.2017 16:00:00 | 108.78 | 0.03 | 29.08.2017 21:11:00 | 108.631 | \$ -447.0 |
| 1214 | Buy | 29.08.2017 22:30:00 | 108.437 | 0.01 | 29.08.2017 22:31:00 | 108.495 | \$ 58.0 |
| 1213 | Buy | 29.08.2017 22:24:00 | 108.491 | 0.02 | 29.08.2017 22:31:00 | 108.495 | \$ 8.0 |
| 1041 | Buy | 29.08.2017 22:24:00 | 108.491 | 0.01 | 29.08.2017 22:32:00 | 108.512 | \$ 21.0 |
| 899 | Sell | 30.08.2017 01:22:00 | 109.191 | 0.02 | 30.08.2017 01:26:00 | 109.167 | \$ 48.0 |
| 917 | Sell | 30.08.2017 04:34:00 | 109.799 | 0.01 | 30.08.2017 07:28:00 | 109.558 | \$ 241.0 |
| 916 | Sell | 30.08.2017 04:29:00 | 109.784 | 0.01 | 30.08.2017 07:28:00 | 109.558 | \$ 226.0 |
| 915 | Sell | 30.08.2017 04:24:00 | 109.819 | 0.01 | 30.08.2017 07:28:00 | 109.558 | \$ 261.0 |
| 914 | Sell | 30.08.2017 04:19:00 | 109.771 | 0.02 | 30.08.2017 07:28:00 | 109.558 | \$ 426.0 |
| 913 | Sell | 30.08.2017 04:14:00 | 109.672 | 0.02 | 30.08.2017 07:28:00 | 109.558 | \$ 228.0 |
| 912 | Sell | 30.08.2017 04:09:00 | 109.675 | 0.02 | 30.08.2017 07:28:00 | 109.558 | \$ 234.0 |
| 911 | Sell | 30.08.2017 04:04:00 | 109.743 | 0.02 | 30.08.2017 07:28:00 | 109.558 | \$ 370.0 |
| 910 | Sell | 30.08.2017 03:59:00 | 109.699 | 0.02 | 30.08.2017 07:28:00 | 109.558 | \$ 282.0 |
| 909 | Sell | 30.08.2017 03:54:00 | 109.573 | 0.02 | 30.08.2017 07:28:00 | 109.558 | \$ 30.0 |
| 908 | Sell | 30.08.2017 03:49:00 | 109.602 | 0.02 | 30.08.2017 07:28:00 | 109.558 | \$ 88.0 |
| 907 | Sell | 30.08.2017 03:44:00 | 109.541 | 0.02 | 30.08.2017 07:28:00 | 109.558 | \$ -34.0 |
| 906 | Sell | 30.08.2017 03:39:00 | 109.478 | 0.02 | 30.08.2017 07:28:00 | 109.558 | \$ -160.0 |
| 905 | Sell | 30.08.2017 03:33:00 | 109.459 | 0.02 | 30.08.2017 07:28:00 | 109.558 | \$ -198.0 |
| 904 | Sell | 30.08.2017 03:28:00 | 109.44 | 0.02 | 30.08.2017 07:28:00 | 109.558 | \$ -236.0 |
| 903 | Sell | 30.08.2017 03:23:00 | 109.459 | 0.02 | 30.08.2017 07:28:00 | 109.558 | \$ -198.0 |
| 902 | Sell | 30.08.2017 03:18:00 | 109.436 | 0.02 | 30.08.2017 07:28:00 | 109.558 | \$ -244.0 |
| 901 | Sell | 30.08.2017 03:13:00 | 109.433 | 0.02 | 30.08.2017 07:28:00 | 109.558 | \$ -250.0 |
| 900 | Sell | 30.08.2017 03:08:00 | 109.379 | 0.02 | 30.08.2017 07:28:00 | 109.558 | \$ -358.0 |
| 924 | Sell | 30.08.2017 15:52:00 | 110.11 | 0.02 | 30.08.2017 16:03:00 | 110.047 | \$ 126.0 |
| 923 | Sell | 30.08.2017 15:47:00 | 110.113 | 0.02 | 30.08.2017 16:03:00 | 110.047 | \$ 132.0 |
| 922 | Sell | 30.08.2017 15:42:00 | 110.149 | 0.02 | 30.08.2017 16:03:00 | 110.047 | \$ 204.0 |
| 921 | Sell | 30.08.2017 15:37:00 | 110.039 | 0.02 | 30.08.2017 16:03:00 | 110.047 | \$ -16.0 |
| 920 | Sell | 30.08.2017 15:26:00 | 110.02 | 0.02 | 30.08.2017 16:03:00 | 110.047 | \$ -54.0 |
| 919 | Sell | 30.08.2017 15:21:00 | 110.045 | 0.02 | 30.08.2017 16:03:00 | 110.047 | \$ -4.0 |
| 918 | Sell | 30.08.2017 15:16:00 | 110.004 | 0.02 | 30.08.2017 16:03:00 | 110.047 | \$ -86.0 |
| 926 | Sell | 30.08.2017 21:19:00 | 110.194 | 0.02 | 30.08.2017 21:20:00 | 110.149 | \$ 90.0 |
| 925 | Sell | 30.08.2017 21:14:00 | 110.144 | 0.02 | 30.08.2017 21:20:00 | 110.149 | \$ -10.0 |
| 930 | Sell | 30.08.2017 21:43:00 | 110.335 | 0.02 | 30.08.2017 21:46:00 | 110.285 | \$ 100.0 |
| 929 | Sell | 30.08.2017 21:38:00 | 110.358 | 0.02 | 30.08.2017 21:46:00 | 110.285 | \$ 146.0 |

| | | | | | | | |
|------|------|---------------------|---------|------|---------------------|---------|-------------|
| 928 | Sell | 30.08.2017 21:33:00 | 110.336 | 0.02 | 30.08.2017 21:46:00 | 110.285 | \$ 102.0 |
| 927 | Sell | 30.08.2017 21:28:00 | 110.201 | 0.02 | 30.08.2017 21:46:00 | 110.285 | \$ -168.0 |
| 1233 | Sell | 31.08.2017 21:15:00 | 110.622 | 0.02 | 31.08.2017 23:57:00 | 110.093 | \$ 1058.0 |
| 1232 | Sell | 31.08.2017 18:41:00 | 110.636 | 0.01 | 31.08.2017 23:57:00 | 110.093 | \$ 543.0 |
| 1231 | Sell | 31.08.2017 18:16:00 | 110.561 | 0.02 | 31.08.2017 23:57:00 | 110.093 | \$ 936.0 |
| 1230 | Sell | 31.08.2017 15:04:00 | 110.588 | 0.02 | 31.08.2017 23:57:00 | 110.093 | \$ 990.0 |
| 1229 | Sell | 31.08.2017 10:42:00 | 110.499 | 0.01 | 31.08.2017 23:57:00 | 110.093 | \$ 406.0 |
| 1228 | Sell | 31.08.2017 08:49:00 | 110.44 | 0.01 | 31.08.2017 23:57:00 | 110.093 | \$ 347.0 |
| 1227 | Sell | 31.08.2017 08:03:00 | 110.339 | 0.02 | 31.08.2017 23:57:00 | 110.093 | \$ 492.0 |
| 1226 | Sell | 31.08.2017 01:47:00 | 110.279 | 0.02 | 31.08.2017 23:57:00 | 110.093 | \$ 372.0 |
| 1225 | Sell | 30.08.2017 22:55:00 | 110.24 | 0.01 | 31.08.2017 23:57:00 | 110.093 | \$ 117.51 |
| 1224 | Sell | 30.08.2017 21:00:00 | 110.08 | 0.01 | 31.08.2017 23:57:00 | 110.093 | \$ -42.49 |
| 1223 | Sell | 30.08.2017 20:31:00 | 109.962 | 0.02 | 31.08.2017 23:57:00 | 110.093 | \$ -320.98 |
| 1222 | Sell | 30.08.2017 15:16:00 | 110.019 | 0.01 | 31.08.2017 23:57:00 | 110.093 | \$ -103.49 |
| 1221 | Sell | 30.08.2017 14:04:00 | 109.789 | 0.02 | 31.08.2017 23:57:00 | 110.093 | \$ -666.98 |
| 1220 | Sell | 30.08.2017 09:54:00 | 109.859 | 0.02 | 31.08.2017 23:57:00 | 110.093 | \$ -526.98 |
| 1219 | Sell | 30.08.2017 09:53:00 | 109.903 | 0.01 | 31.08.2017 23:57:00 | 110.093 | \$ -219.49 |
| 1218 | Sell | 30.08.2017 08:12:00 | 109.667 | 0.02 | 31.08.2017 23:57:00 | 110.093 | \$ -910.98 |
| 1217 | Sell | 30.08.2017 04:50:00 | 109.808 | 0.01 | 31.08.2017 23:57:00 | 110.093 | \$ -314.49 |
| 1216 | Sell | 30.08.2017 03:03:00 | 109.264 | 0.01 | 31.08.2017 23:57:00 | 110.093 | \$ -858.49 |
| 1215 | Sell | 30.08.2017 01:00:00 | 109.029 | 0.01 | 31.08.2017 23:57:00 | 110.093 | \$ -1093.49 |
| 1411 | Sell | 31.08.2017 21:15:00 | 110.622 | 0.05 | 31.08.2017 23:57:00 | 110.093 | \$ 2645.0 |
| 1410 | Sell | 31.08.2017 18:41:00 | 110.636 | 0.03 | 31.08.2017 23:57:00 | 110.093 | \$ 1629.0 |
| 1409 | Sell | 31.08.2017 18:17:00 | 110.569 | 0.05 | 31.08.2017 23:57:00 | 110.093 | \$ 2380.0 |
| 1408 | Sell | 31.08.2017 15:04:00 | 110.588 | 0.05 | 31.08.2017 23:57:00 | 110.093 | \$ 2475.0 |
| 1407 | Sell | 31.08.2017 10:42:00 | 110.499 | 0.03 | 31.08.2017 23:57:00 | 110.093 | \$ 1218.0 |
| 1406 | Sell | 31.08.2017 08:49:00 | 110.44 | 0.03 | 31.08.2017 23:57:00 | 110.093 | \$ 1041.0 |
| 1405 | Sell | 31.08.2017 01:47:00 | 110.279 | 0.05 | 31.08.2017 23:57:00 | 110.093 | \$ 930.0 |
| 1404 | Sell | 30.08.2017 22:55:00 | 110.24 | 0.03 | 31.08.2017 23:57:00 | 110.093 | \$ 352.53 |
| 1403 | Sell | 30.08.2017 21:00:00 | 110.08 | 0.03 | 31.08.2017 23:57:00 | 110.093 | \$ -127.47 |
| 1402 | Sell | 30.08.2017 15:16:00 | 110.019 | 0.03 | 31.08.2017 23:57:00 | 110.093 | \$ -310.47 |
| 1401 | Sell | 30.08.2017 15:05:00 | 109.824 | 0.05 | 31.08.2017 23:57:00 | 110.093 | \$ -1492.45 |
| 1400 | Sell | 30.08.2017 09:53:00 | 109.903 | 0.03 | 31.08.2017 23:57:00 | 110.093 | \$ -658.47 |
| 1399 | Sell | 30.08.2017 08:15:00 | 109.67 | 0.05 | 31.08.2017 23:57:00 | 110.093 | \$ -2262.45 |
| 1398 | Sell | 30.08.2017 04:19:00 | 109.771 | 0.03 | 31.08.2017 23:57:00 | 110.093 | \$ -1054.47 |
| 1397 | Sell | 30.08.2017 02:29:00 | 109.229 | 0.03 | 31.08.2017 23:57:00 | 110.093 | \$ -2680.47 |
| 1396 | Sell | 30.08.2017 00:40:00 | 108.964 | 0.03 | 31.08.2017 23:57:00 | 110.093 | \$ -3475.47 |
| 1057 | Buy | 31.08.2017 23:57:00 | 110.076 | 0.01 | 01.09.2017 00:00:00 | 110.098 | \$ 25.97 |
| 1234 | Buy | 31.08.2017 23:57:00 | 110.076 | 0.01 | 01.09.2017 00:00:00 | 110.098 | \$ 25.97 |
| 1056 | Sell | 31.08.2017 21:15:00 | 110.622 | 0.01 | 01.09.2017 00:45:00 | 110.022 | \$ 590.17 |
| 1055 | Sell | 31.08.2017 18:16:00 | 110.561 | 0.01 | 01.09.2017 00:45:00 | 110.022 | \$ 529.17 |
| 1054 | Sell | 31.08.2017 15:04:00 | 110.588 | 0.01 | 01.09.2017 00:45:00 | 110.022 | \$ 556.17 |
| 1053 | Sell | 31.08.2017 10:42:00 | 110.499 | 0.01 | 01.09.2017 00:45:00 | 110.022 | \$ 467.17 |
| 1052 | Sell | 31.08.2017 08:03:00 | 110.339 | 0.01 | 01.09.2017 00:45:00 | 110.022 | \$ 307.17 |
| 1051 | Sell | 31.08.2017 01:47:00 | 110.279 | 0.01 | 01.09.2017 00:45:00 | 110.022 | \$ 247.17 |
| 1050 | Sell | 30.08.2017 22:34:00 | 110.244 | 0.01 | 01.09.2017 00:45:00 | 110.022 | \$ 182.68 |
| 1049 | Sell | 30.08.2017 20:31:00 | 109.962 | 0.01 | 01.09.2017 00:45:00 | 110.022 | \$ -99.32 |
| 1048 | Sell | 30.08.2017 15:44:00 | 110.096 | 0.01 | 01.09.2017 00:45:00 | 110.022 | \$ 34.68 |
| 1047 | Sell | 30.08.2017 14:04:00 | 109.789 | 0.01 | 01.09.2017 00:45:00 | 110.022 | \$ -272.32 |
| 1046 | Sell | 30.08.2017 09:53:00 | 109.903 | 0.01 | 01.09.2017 00:45:00 | 110.022 | \$ -158.32 |
| 1045 | Sell | 30.08.2017 08:12:00 | 109.667 | 0.01 | 01.09.2017 00:45:00 | 110.022 | \$ -394.32 |
| 1044 | Sell | 30.08.2017 04:50:00 | 109.808 | 0.01 | 01.09.2017 00:45:00 | 110.022 | \$ -253.32 |
| 1043 | Sell | 30.08.2017 03:03:00 | 109.264 | 0.01 | 01.09.2017 00:45:00 | 110.022 | \$ -797.32 |
| 1042 | Sell | 30.08.2017 01:00:00 | 109.029 | 0.01 | 01.09.2017 00:45:00 | 110.022 | \$ -1032.32 |
| 1058 | Buy | 01.09.2017 02:47:00 | 110.09 | 0.01 | 01.09.2017 02:52:00 | 110.111 | \$ 21.0 |
| 1235 | Buy | 01.09.2017 02:47:00 | 110.09 | 0.01 | 01.09.2017 02:52:00 | 110.111 | \$ 21.0 |
| 1059 | Buy | 01.09.2017 04:58:00 | 109.957 | 0.01 | 01.09.2017 05:34:00 | 109.979 | \$ 22.0 |
| 1236 | Buy | 01.09.2017 04:58:00 | 109.957 | 0.01 | 01.09.2017 05:34:00 | 109.979 | \$ 22.0 |
| 1060 | Buy | 01.09.2017 11:16:00 | 110.003 | 0.01 | 01.09.2017 11:19:00 | 110.025 | \$ 22.0 |
| 1237 | Buy | 01.09.2017 11:16:00 | 110.003 | 0.02 | 01.09.2017 11:19:00 | 110.025 | \$ 44.0 |

| | | | | | | | |
|------|------|---------------------|---------|------|---------------------|---------|------------|
| 1415 | Buy | 01.09.2017 04:58:00 | 109.957 | 0.01 | 01.09.2017 15:19:00 | 110.149 | \$ 192.0 |
| 1414 | Buy | 01.09.2017 02:47:00 | 110.09 | 0.01 | 01.09.2017 15:19:00 | 110.149 | \$ 59.0 |
| 1413 | Buy | 01.09.2017 00:55:00 | 110.091 | 0.01 | 01.09.2017 15:19:00 | 110.149 | \$ 58.0 |
| 1412 | Buy | 31.08.2017 23:15:00 | 110.358 | 0.01 | 01.09.2017 15:19:00 | 110.149 | \$ -205.03 |
| 1416 | Sell | 01.09.2017 16:07:00 | 110.212 | 0.03 | 01.09.2017 16:12:00 | 110.187 | \$ 75.0 |
| 1061 | Buy | 01.09.2017 21:30:00 | 109.737 | 0.01 | 01.09.2017 21:30:00 | 109.758 | \$ 21.0 |
| 1238 | Buy | 01.09.2017 21:30:00 | 109.737 | 0.01 | 01.09.2017 21:30:00 | 109.758 | \$ 21.0 |
| 1417 | Buy | 01.09.2017 21:30:00 | 110.018 | 0.01 | 01.09.2017 21:30:00 | 110.043 | \$ 25.0 |
| 1062 | Sell | 01.09.2017 23:00:00 | 110.447 | 0.01 | 01.09.2017 23:00:00 | 110.426 | \$ 21.0 |
| 1239 | Sell | 01.09.2017 23:00:00 | 110.447 | 0.01 | 01.09.2017 23:00:00 | 110.426 | \$ 21.0 |
| 1418 | Sell | 01.09.2017 23:00:00 | 110.197 | 0.03 | 01.09.2017 23:48:00 | 110.172 | \$ 75.0 |
| 1419 | Sell | 02.09.2017 01:57:00 | 110.232 | 0.03 | 04.09.2017 07:00:00 | 109.657 | \$ 1695.51 |
| 1063 | Buy | 04.09.2017 07:01:00 | 109.668 | 0.01 | 04.09.2017 07:01:00 | 109.692 | \$ 24.0 |
| 1240 | Buy | 04.09.2017 07:01:00 | 109.668 | 0.01 | 04.09.2017 07:01:00 | 109.692 | \$ 24.0 |
| 1420 | Buy | 04.09.2017 07:01:00 | 109.668 | 0.01 | 04.09.2017 07:01:00 | 109.695 | \$ 27.0 |
| 1064 | Buy | 04.09.2017 08:50:00 | 109.817 | 0.01 | 04.09.2017 09:02:00 | 109.838 | \$ 21.0 |
| 1241 | Buy | 04.09.2017 08:50:00 | 109.817 | 0.01 | 04.09.2017 09:02:00 | 109.838 | \$ 21.0 |
| 1421 | Buy | 04.09.2017 08:50:00 | 109.817 | 0.01 | 04.09.2017 09:02:00 | 109.844 | \$ 27.0 |
| 1066 | Buy | 04.09.2017 16:55:00 | 109.494 | 0.01 | 04.09.2017 19:15:00 | 109.606 | \$ 112.0 |
| 1065 | Buy | 04.09.2017 15:02:00 | 109.671 | 0.01 | 04.09.2017 19:15:00 | 109.606 | \$ -65.0 |
| 1243 | Buy | 04.09.2017 16:55:00 | 109.494 | 0.01 | 04.09.2017 19:15:00 | 109.606 | \$ 112.0 |
| 1242 | Buy | 04.09.2017 15:02:00 | 109.671 | 0.01 | 04.09.2017 19:15:00 | 109.606 | \$ -65.0 |
| 1423 | Buy | 04.09.2017 16:55:00 | 109.494 | 0.01 | 04.09.2017 19:15:00 | 109.609 | \$ 115.0 |
| 1422 | Buy | 04.09.2017 15:02:00 | 109.671 | 0.01 | 04.09.2017 19:15:00 | 109.609 | \$ -62.0 |
| 1424 | Buy | 05.09.2017 00:00:00 | 109.548 | 0.01 | 05.09.2017 00:28:00 | 109.574 | \$ 26.0 |
| 1068 | Buy | 04.09.2017 23:59:00 | 109.547 | 0.01 | 05.09.2017 01:00:00 | 109.61 | \$ 66.97 |
| 1067 | Buy | 04.09.2017 22:03:00 | 109.633 | 0.01 | 05.09.2017 01:00:00 | 109.61 | \$ -19.03 |
| 1246 | Buy | 04.09.2017 23:59:00 | 109.562 | 0.02 | 05.09.2017 01:00:00 | 109.608 | \$ 99.94 |
| 1245 | Buy | 04.09.2017 23:59:00 | 109.547 | 0.01 | 05.09.2017 01:00:00 | 109.608 | \$ 64.97 |
| 1244 | Buy | 04.09.2017 22:03:00 | 109.633 | 0.02 | 05.09.2017 01:00:00 | 109.608 | \$ -42.06 |
| 1425 | Sell | 05.09.2017 08:21:00 | 109.742 | 0.03 | 05.09.2017 09:23:00 | 109.716 | \$ 78.0 |
| 1069 | Buy | 05.09.2017 11:18:00 | 109.409 | 0.01 | 05.09.2017 15:17:00 | 109.43 | \$ 21.0 |
| 1247 | Buy | 05.09.2017 11:18:00 | 109.409 | 0.01 | 05.09.2017 15:17:00 | 109.43 | \$ 21.0 |
| 1070 | Buy | 05.09.2017 15:54:00 | 109.297 | 0.01 | 05.09.2017 16:06:00 | 109.32 | \$ 23.0 |
| 1248 | Buy | 05.09.2017 15:54:00 | 109.297 | 0.01 | 05.09.2017 16:06:00 | 109.32 | \$ 23.0 |
| 1429 | Buy | 05.09.2017 16:00:00 | 109.32 | 0.03 | 05.09.2017 16:09:00 | 109.378 | \$ 174.0 |
| 1428 | Buy | 05.09.2017 15:54:00 | 109.297 | 0.01 | 05.09.2017 16:09:00 | 109.378 | \$ 81.0 |
| 1427 | Buy | 05.09.2017 12:13:00 | 109.27 | 0.01 | 05.09.2017 16:09:00 | 109.378 | \$ 108.0 |
| 1426 | Buy | 05.09.2017 10:00:00 | 109.589 | 0.01 | 05.09.2017 16:09:00 | 109.378 | \$ -211.0 |
| 1071 | Buy | 05.09.2017 18:26:00 | 109.407 | 0.01 | 05.09.2017 18:36:00 | 109.427 | \$ 20.0 |
| 1249 | Buy | 05.09.2017 18:26:00 | 109.407 | 0.02 | 05.09.2017 18:36:00 | 109.427 | \$ 40.0 |
| 1250 | Buy | 05.09.2017 19:35:00 | 109.295 | 0.01 | 05.09.2017 19:47:00 | 109.316 | \$ 21.0 |
| 1431 | Buy | 05.09.2017 19:35:00 | 109.295 | 0.01 | 05.09.2017 20:21:00 | 109.364 | \$ 69.0 |
| 1430 | Buy | 05.09.2017 19:26:00 | 109.352 | 0.03 | 05.09.2017 20:21:00 | 109.364 | \$ 36.0 |
| 1080 | Buy | 06.09.2017 18:41:00 | 108.579 | 0.01 | 06.09.2017 19:39:00 | 108.836 | \$ 257.0 |
| 1079 | Buy | 06.09.2017 16:00:00 | 108.692 | 0.01 | 06.09.2017 19:39:00 | 108.836 | \$ 144.0 |
| 1078 | Buy | 06.09.2017 12:09:00 | 108.657 | 0.01 | 06.09.2017 19:39:00 | 108.836 | \$ 179.0 |
| 1077 | Buy | 06.09.2017 07:47:00 | 108.566 | 0.01 | 06.09.2017 19:39:00 | 108.836 | \$ 270.0 |
| 1076 | Buy | 06.09.2017 06:07:00 | 108.713 | 0.01 | 06.09.2017 19:39:00 | 108.836 | \$ 123.0 |
| 1075 | Buy | 06.09.2017 03:41:00 | 108.757 | 0.01 | 06.09.2017 19:39:00 | 108.836 | \$ 79.0 |
| 1074 | Buy | 06.09.2017 01:03:00 | 108.872 | 0.01 | 06.09.2017 19:39:00 | 108.836 | \$ -36.0 |
| 1073 | Buy | 05.09.2017 23:05:00 | 109.166 | 0.01 | 06.09.2017 19:39:00 | 108.836 | \$ -326.03 |
| 1072 | Buy | 05.09.2017 21:16:00 | 109.319 | 0.01 | 06.09.2017 19:39:00 | 108.836 | \$ -479.03 |
| 1261 | Buy | 06.09.2017 18:41:00 | 108.579 | 0.01 | 06.09.2017 19:47:00 | 108.863 | \$ 284.0 |
| 1260 | Buy | 06.09.2017 16:05:00 | 108.587 | 0.01 | 06.09.2017 19:47:00 | 108.863 | \$ 276.0 |
| 1259 | Buy | 06.09.2017 16:00:00 | 108.692 | 0.02 | 06.09.2017 19:47:00 | 108.863 | \$ 342.0 |
| 1258 | Buy | 06.09.2017 12:09:00 | 108.657 | 0.02 | 06.09.2017 19:47:00 | 108.863 | \$ 412.0 |
| 1257 | Buy | 06.09.2017 07:39:00 | 108.579 | 0.01 | 06.09.2017 19:47:00 | 108.863 | \$ 284.0 |
| 1256 | Buy | 06.09.2017 06:07:00 | 108.713 | 0.02 | 06.09.2017 19:47:00 | 108.863 | \$ 300.0 |
| 1255 | Buy | 06.09.2017 03:41:00 | 108.757 | 0.01 | 06.09.2017 19:47:00 | 108.863 | \$ 106.0 |

| | | | | | | | |
|------|------|---------------------|---------|------|---------------------|---------|-------------|
| 1254 | Buy | 06.09.2017 01:03:00 | 108.872 | 0.01 | 06.09.2017 19:47:00 | 108.863 | \$ -9.0 |
| 1253 | Buy | 05.09.2017 23:05:00 | 109.166 | 0.01 | 06.09.2017 19:47:00 | 108.863 | \$ -299.03 |
| 1252 | Buy | 05.09.2017 21:16:00 | 109.325 | 0.02 | 06.09.2017 19:47:00 | 108.863 | \$ -916.06 |
| 1251 | Buy | 05.09.2017 21:16:00 | 109.316 | 0.01 | 06.09.2017 19:47:00 | 108.863 | \$ -449.03 |
| 1441 | Buy | 06.09.2017 18:42:00 | 108.495 | 0.01 | 06.09.2017 19:47:00 | 108.902 | \$ 407.0 |
| 1440 | Buy | 06.09.2017 16:05:00 | 108.587 | 0.01 | 06.09.2017 19:47:00 | 108.902 | \$ 315.0 |
| 1439 | Buy | 06.09.2017 16:00:00 | 108.694 | 0.03 | 06.09.2017 19:47:00 | 108.902 | \$ 624.0 |
| 1438 | Buy | 06.09.2017 07:39:00 | 108.579 | 0.01 | 06.09.2017 19:47:00 | 108.902 | \$ 323.0 |
| 1437 | Buy | 06.09.2017 06:07:00 | 108.713 | 0.03 | 06.09.2017 19:47:00 | 108.902 | \$ 567.0 |
| 1436 | Buy | 06.09.2017 03:41:00 | 108.757 | 0.01 | 06.09.2017 19:47:00 | 108.902 | \$ 145.0 |
| 1435 | Buy | 06.09.2017 01:03:00 | 108.872 | 0.01 | 06.09.2017 19:47:00 | 108.902 | \$ 30.0 |
| 1434 | Buy | 05.09.2017 23:05:00 | 109.166 | 0.01 | 06.09.2017 19:47:00 | 108.902 | \$ -260.03 |
| 1433 | Buy | 05.09.2017 21:16:00 | 109.325 | 0.03 | 06.09.2017 19:47:00 | 108.902 | \$ -1257.09 |
| 1432 | Buy | 05.09.2017 21:16:00 | 109.316 | 0.01 | 06.09.2017 19:47:00 | 108.902 | \$ -410.03 |
| 1442 | Sell | 06.09.2017 19:47:00 | 108.931 | 0.03 | 06.09.2017 19:53:00 | 108.905 | \$ 78.0 |
| 1081 | Sell | 06.09.2017 22:46:00 | 109.029 | 0.01 | 06.09.2017 23:00:00 | 109.008 | \$ 21.0 |
| 1262 | Sell | 06.09.2017 22:46:00 | 109.029 | 0.01 | 06.09.2017 23:00:00 | 109.008 | \$ 21.0 |
| 1443 | Sell | 06.09.2017 22:46:00 | 109.01 | 0.03 | 06.09.2017 23:03:00 | 108.985 | \$ 75.0 |
| 1445 | Sell | 07.09.2017 04:01:00 | 109.366 | 0.03 | 07.09.2017 05:47:00 | 109.223 | \$ 429.0 |
| 1444 | Sell | 07.09.2017 02:00:00 | 109.137 | 0.03 | 07.09.2017 05:47:00 | 109.223 | \$ -258.0 |
| 1083 | Sell | 07.09.2017 04:01:00 | 109.366 | 0.01 | 07.09.2017 05:48:00 | 109.204 | \$ 162.0 |
| 1082 | Sell | 07.09.2017 01:57:00 | 109.087 | 0.01 | 07.09.2017 05:48:00 | 109.204 | \$ -117.0 |
| 1264 | Sell | 07.09.2017 04:01:00 | 109.366 | 0.01 | 07.09.2017 05:48:00 | 109.204 | \$ 162.0 |
| 1263 | Sell | 07.09.2017 01:57:00 | 109.087 | 0.01 | 07.09.2017 05:48:00 | 109.204 | \$ -117.0 |
| 1084 | Buy | 07.09.2017 18:33:00 | 108.872 | 0.01 | 07.09.2017 19:05:00 | 108.893 | \$ 21.0 |
| 1265 | Buy | 07.09.2017 18:33:00 | 108.872 | 0.01 | 07.09.2017 19:05:00 | 108.893 | \$ 21.0 |
| 1085 | Buy | 07.09.2017 21:50:00 | 108.795 | 0.01 | 07.09.2017 22:08:00 | 108.816 | \$ 21.0 |
| 1266 | Buy | 07.09.2017 21:50:00 | 108.795 | 0.01 | 07.09.2017 22:08:00 | 108.816 | \$ 21.0 |
| 1448 | Buy | 07.09.2017 21:50:00 | 108.795 | 0.01 | 07.09.2017 22:21:00 | 108.95 | \$ 155.0 |
| 1447 | Buy | 07.09.2017 17:45:00 | 108.953 | 0.01 | 07.09.2017 22:21:00 | 108.95 | \$ -3.0 |
| 1446 | Buy | 07.09.2017 16:05:00 | 109.023 | 0.01 | 07.09.2017 22:21:00 | 108.95 | \$ -73.0 |
| 1086 | Buy | 07.09.2017 23:30:00 | 108.56 | 0.01 | 07.09.2017 23:34:00 | 108.582 | \$ 22.0 |
| 1267 | Buy | 07.09.2017 23:30:00 | 108.56 | 0.01 | 07.09.2017 23:34:00 | 108.582 | \$ 22.0 |
| 1449 | Buy | 07.09.2017 23:30:00 | 108.56 | 0.01 | 07.09.2017 23:37:00 | 108.586 | \$ 26.0 |
| 933 | Buy | 08.09.2017 00:27:00 | 108.165 | 0.02 | 08.09.2017 00:28:00 | 108.226 | \$ 122.0 |
| 932 | Buy | 08.09.2017 00:22:00 | 108.183 | 0.02 | 08.09.2017 00:28:00 | 108.226 | \$ 86.0 |
| 931 | Buy | 08.09.2017 00:17:00 | 108.262 | 0.02 | 08.09.2017 00:28:00 | 108.226 | \$ -72.0 |
| 935 | Buy | 08.09.2017 00:37:00 | 108.199 | 0.02 | 08.09.2017 00:38:00 | 108.209 | \$ 20.0 |
| 934 | Buy | 08.09.2017 00:32:00 | 108.179 | 0.02 | 08.09.2017 00:38:00 | 108.209 | \$ 60.0 |
| 1087 | Buy | 08.09.2017 01:35:00 | 108.274 | 0.01 | 08.09.2017 01:44:00 | 108.296 | \$ 22.0 |
| 1268 | Buy | 08.09.2017 01:35:00 | 108.274 | 0.01 | 08.09.2017 01:44:00 | 108.296 | \$ 22.0 |
| 1450 | Buy | 08.09.2017 01:35:00 | 108.274 | 0.01 | 08.09.2017 01:44:00 | 108.299 | \$ 25.0 |
| 1452 | Buy | 08.09.2017 07:40:00 | 108.31 | 0.01 | 08.09.2017 07:57:00 | 108.4 | \$ 90.0 |
| 1451 | Buy | 08.09.2017 06:00:00 | 108.438 | 0.01 | 08.09.2017 07:57:00 | 108.4 | \$ -38.0 |
| 1453 | Buy | 08.09.2017 09:38:00 | 108.313 | 0.01 | 08.09.2017 09:54:00 | 108.341 | \$ 28.0 |
| 1090 | Buy | 08.09.2017 08:14:00 | 108.326 | 0.01 | 08.09.2017 10:33:00 | 108.463 | \$ 137.0 |
| 1089 | Buy | 08.09.2017 06:05:00 | 108.447 | 0.01 | 08.09.2017 10:33:00 | 108.463 | \$ 16.0 |
| 1088 | Buy | 08.09.2017 04:25:00 | 108.549 | 0.01 | 08.09.2017 10:33:00 | 108.463 | \$ -86.0 |
| 1273 | Buy | 08.09.2017 09:38:00 | 108.313 | 0.01 | 08.09.2017 10:33:00 | 108.457 | \$ 144.0 |
| 1272 | Buy | 08.09.2017 07:40:00 | 108.31 | 0.01 | 08.09.2017 10:33:00 | 108.457 | \$ 147.0 |
| 1271 | Buy | 08.09.2017 06:05:00 | 108.447 | 0.02 | 08.09.2017 10:33:00 | 108.457 | \$ 20.0 |
| 1270 | Buy | 08.09.2017 06:00:00 | 108.438 | 0.01 | 08.09.2017 10:33:00 | 108.457 | \$ 19.0 |
| 1269 | Buy | 08.09.2017 04:25:00 | 108.549 | 0.02 | 08.09.2017 10:33:00 | 108.457 | \$ -184.0 |
| 1454 | Buy | 08.09.2017 11:33:00 | 108.218 | 0.01 | 08.09.2017 11:35:00 | 108.246 | \$ 28.0 |
| 1455 | Buy | 08.09.2017 13:48:00 | 108.127 | 0.01 | 08.09.2017 13:58:00 | 108.153 | \$ 26.0 |
| 937 | Buy | 08.09.2017 14:17:00 | 107.72 | 0.02 | 08.09.2017 14:20:00 | 107.775 | \$ 110.0 |
| 936 | Buy | 08.09.2017 14:12:00 | 107.784 | 0.02 | 08.09.2017 14:20:00 | 107.775 | \$ -18.0 |
| 943 | Buy | 08.09.2017 14:48:00 | 107.758 | 0.02 | 08.09.2017 14:50:00 | 107.773 | \$ 30.0 |
| 942 | Buy | 08.09.2017 14:43:00 | 107.74 | 0.02 | 08.09.2017 14:50:00 | 107.773 | \$ 66.0 |
| 941 | Buy | 08.09.2017 14:38:00 | 107.748 | 0.02 | 08.09.2017 14:50:00 | 107.773 | \$ 50.0 |

| | | | | | | | |
|------|------|---------------------|---------|------|---------------------|---------|-----------|
| 940 | Buy | 08.09.2017 14:33:00 | 107.756 | 0.02 | 08.09.2017 14:50:00 | 107.773 | \$ 34.0 |
| 939 | Buy | 08.09.2017 14:28:00 | 107.714 | 0.02 | 08.09.2017 14:50:00 | 107.773 | \$ 118.0 |
| 938 | Buy | 08.09.2017 14:23:00 | 107.786 | 0.02 | 08.09.2017 14:50:00 | 107.773 | \$ -26.0 |
| 944 | Buy | 08.09.2017 15:06:00 | 107.683 | 0.02 | 08.09.2017 15:08:00 | 107.704 | \$ 42.0 |
| 1456 | Buy | 08.09.2017 15:44:00 | 107.732 | 0.01 | 08.09.2017 15:49:00 | 107.758 | \$ 26.0 |
| 1457 | Buy | 08.09.2017 17:25:00 | 107.7 | 0.01 | 08.09.2017 18:14:00 | 107.727 | \$ 27.0 |
| 945 | Buy | 08.09.2017 19:27:00 | 107.457 | 0.02 | 08.09.2017 19:28:00 | 107.477 | \$ 40.0 |
| 946 | Buy | 08.09.2017 19:32:00 | 107.462 | 0.02 | 08.09.2017 19:33:00 | 107.484 | \$ 44.0 |
| 952 | Buy | 08.09.2017 20:04:00 | 107.402 | 0.02 | 08.09.2017 20:12:00 | 107.464 | \$ 124.0 |
| 951 | Buy | 08.09.2017 19:59:00 | 107.407 | 0.02 | 08.09.2017 20:12:00 | 107.464 | \$ 114.0 |
| 950 | Buy | 08.09.2017 19:54:00 | 107.449 | 0.02 | 08.09.2017 20:12:00 | 107.464 | \$ 30.0 |
| 949 | Buy | 08.09.2017 19:47:00 | 107.466 | 0.02 | 08.09.2017 20:12:00 | 107.464 | \$ -4.0 |
| 948 | Buy | 08.09.2017 19:42:00 | 107.447 | 0.02 | 08.09.2017 20:12:00 | 107.464 | \$ 34.0 |
| 947 | Buy | 08.09.2017 19:37:00 | 107.487 | 0.02 | 08.09.2017 20:12:00 | 107.464 | \$ -46.0 |
| 1460 | Buy | 08.09.2017 21:08:00 | 107.374 | 0.01 | 08.09.2017 21:35:00 | 107.614 | \$ 240.0 |
| 1459 | Buy | 08.09.2017 19:27:00 | 107.54 | 0.01 | 08.09.2017 21:35:00 | 107.614 | \$ 74.0 |
| 1458 | Buy | 08.09.2017 19:06:00 | 107.676 | 0.03 | 08.09.2017 21:35:00 | 107.614 | \$ -186.0 |
| 1096 | Buy | 08.09.2017 21:08:00 | 107.374 | 0.01 | 08.09.2017 22:47:00 | 107.845 | \$ 471.0 |
| 1095 | Buy | 08.09.2017 19:06:00 | 107.676 | 0.01 | 08.09.2017 22:47:00 | 107.845 | \$ 169.0 |
| 1094 | Buy | 08.09.2017 17:25:00 | 107.7 | 0.01 | 08.09.2017 22:47:00 | 107.845 | \$ 145.0 |
| 1093 | Buy | 08.09.2017 15:44:00 | 107.732 | 0.01 | 08.09.2017 22:47:00 | 107.845 | \$ 113.0 |
| 1092 | Buy | 08.09.2017 13:48:00 | 108.127 | 0.01 | 08.09.2017 22:47:00 | 107.845 | \$ -282.0 |
| 1091 | Buy | 08.09.2017 11:20:00 | 108.339 | 0.01 | 08.09.2017 22:47:00 | 107.845 | \$ -494.0 |
| 1281 | Buy | 08.09.2017 21:08:00 | 107.374 | 0.01 | 08.09.2017 22:48:00 | 107.893 | \$ 519.0 |
| 1280 | Buy | 08.09.2017 19:27:00 | 107.54 | 0.01 | 08.09.2017 22:48:00 | 107.893 | \$ 353.0 |
| 1279 | Buy | 08.09.2017 19:06:00 | 107.676 | 0.02 | 08.09.2017 22:48:00 | 107.893 | \$ 434.0 |
| 1278 | Buy | 08.09.2017 17:25:00 | 107.7 | 0.01 | 08.09.2017 22:48:00 | 107.893 | \$ 193.0 |
| 1277 | Buy | 08.09.2017 15:44:00 | 107.732 | 0.01 | 08.09.2017 22:48:00 | 107.893 | \$ 161.0 |
| 1276 | Buy | 08.09.2017 13:48:00 | 108.127 | 0.01 | 08.09.2017 22:48:00 | 107.893 | \$ -234.0 |
| 1275 | Buy | 08.09.2017 11:33:00 | 108.218 | 0.01 | 08.09.2017 22:48:00 | 107.893 | \$ -325.0 |
| 1274 | Buy | 08.09.2017 11:20:00 | 108.339 | 0.02 | 08.09.2017 22:48:00 | 107.893 | \$ -892.0 |
| 1097 | Buy | 09.09.2017 00:15:00 | 107.839 | 0.01 | 09.09.2017 01:48:00 | 107.861 | \$ 22.0 |
| 1282 | Buy | 09.09.2017 00:15:00 | 107.839 | 0.02 | 09.09.2017 01:48:00 | 107.861 | \$ 44.0 |
| 1098 | Buy | 09.09.2017 04:33:00 | 107.66 | 0.01 | 09.09.2017 04:40:00 | 107.681 | \$ 21.0 |
| 1283 | Buy | 09.09.2017 04:33:00 | 107.66 | 0.01 | 09.09.2017 04:40:00 | 107.681 | \$ 21.0 |
| 1462 | Buy | 09.09.2017 04:21:00 | 107.709 | 0.01 | 09.09.2017 04:51:00 | 107.763 | \$ 54.0 |
| 1461 | Buy | 09.09.2017 04:15:00 | 107.745 | 0.03 | 09.09.2017 04:51:00 | 107.763 | \$ 54.0 |
| 1099 | Sell | 11.09.2017 07:01:00 | 108.308 | 0.01 | 11.09.2017 07:03:00 | 108.286 | \$ 22.0 |
| 1284 | Sell | 11.09.2017 07:01:00 | 108.308 | 0.01 | 11.09.2017 07:03:00 | 108.286 | \$ 22.0 |
| 1463 | Sell | 11.09.2017 07:01:00 | 108.308 | 0.03 | 11.09.2017 07:03:00 | 108.28 | \$ 84.0 |
| 1100 | Sell | 11.09.2017 09:11:00 | 108.363 | 0.01 | 11.09.2017 09:34:00 | 108.341 | \$ 22.0 |
| 1285 | Sell | 11.09.2017 09:11:00 | 108.363 | 0.01 | 11.09.2017 09:34:00 | 108.341 | \$ 22.0 |
| 1464 | Sell | 11.09.2017 09:11:00 | 108.363 | 0.03 | 11.09.2017 09:34:00 | 108.338 | \$ 75.0 |
| 1465 | Sell | 11.09.2017 15:40:00 | 108.617 | 0.03 | 11.09.2017 15:42:00 | 108.592 | \$ 75.0 |
| 1287 | Sell | 11.09.2017 15:40:00 | 108.594 | 0.01 | 11.09.2017 16:44:00 | 108.478 | \$ 116.0 |
| 1286 | Sell | 11.09.2017 15:34:00 | 108.453 | 0.02 | 11.09.2017 16:44:00 | 108.478 | \$ -50.0 |
| 1101 | Sell | 11.09.2017 15:34:00 | 108.453 | 0.01 | 11.09.2017 16:55:00 | 108.432 | \$ 21.0 |
| 953 | Sell | 12.09.2017 00:53:00 | 109.104 | 0.02 | 12.09.2017 00:53:00 | 109.083 | \$ 42.0 |
| 956 | Sell | 12.09.2017 01:19:00 | 109.168 | 0.02 | 12.09.2017 01:53:00 | 109.133 | \$ 70.0 |
| 955 | Sell | 12.09.2017 01:14:00 | 109.153 | 0.02 | 12.09.2017 01:53:00 | 109.133 | \$ 40.0 |
| 954 | Sell | 12.09.2017 01:08:00 | 109.138 | 0.02 | 12.09.2017 01:53:00 | 109.133 | \$ 10.0 |
| 958 | Sell | 12.09.2017 02:58:00 | 109.375 | 0.02 | 12.09.2017 03:09:00 | 109.347 | \$ 56.0 |
| 957 | Sell | 12.09.2017 02:50:00 | 109.363 | 0.02 | 12.09.2017 03:09:00 | 109.347 | \$ 32.0 |
| 959 | Sell | 12.09.2017 15:55:00 | 109.583 | 0.02 | 12.09.2017 15:59:00 | 109.56 | \$ 46.0 |
| 960 | Sell | 12.09.2017 22:40:00 | 110.088 | 0.02 | 12.09.2017 22:41:00 | 110.066 | \$ 44.0 |
| 1483 | Buy | 13.09.2017 17:24:00 | 109.931 | 0.01 | 13.09.2017 17:27:00 | 109.958 | \$ 27.0 |
| 1485 | Buy | 13.09.2017 21:35:00 | 109.984 | 0.01 | 13.09.2017 21:37:00 | 110.01 | \$ 26.0 |
| 970 | Sell | 14.09.2017 00:24:00 | 110.691 | 0.02 | 14.09.2017 02:02:00 | 110.508 | \$ 366.0 |
| 969 | Sell | 14.09.2017 00:10:00 | 110.645 | 0.02 | 14.09.2017 02:02:00 | 110.508 | \$ 274.0 |
| 968 | Sell | 13.09.2017 23:59:00 | 110.574 | 0.02 | 14.09.2017 02:02:00 | 110.508 | \$ 73.02 |

| | | | | | | | |
|------|------|---------------------|---------|------|---------------------|---------|-------------|
| 967 | Sell | 13.09.2017 23:42:00 | 110.584 | 0.02 | 14.09.2017 02:02:00 | 110.508 | \$ 93.02 |
| 966 | Sell | 13.09.2017 23:37:00 | 110.558 | 0.02 | 14.09.2017 02:02:00 | 110.508 | \$ 41.02 |
| 965 | Sell | 13.09.2017 23:32:00 | 110.51 | 0.02 | 14.09.2017 02:02:00 | 110.508 | \$ -54.98 |
| 964 | Sell | 13.09.2017 23:27:00 | 110.441 | 0.02 | 14.09.2017 02:02:00 | 110.508 | \$ -192.98 |
| 963 | Sell | 13.09.2017 23:22:00 | 110.431 | 0.02 | 14.09.2017 02:02:00 | 110.508 | \$ -212.98 |
| 962 | Sell | 13.09.2017 23:17:00 | 110.444 | 0.02 | 14.09.2017 02:02:00 | 110.508 | \$ -186.98 |
| 961 | Sell | 13.09.2017 23:12:00 | 110.423 | 0.02 | 14.09.2017 02:02:00 | 110.508 | \$ -228.98 |
| 1492 | Buy | 14.09.2017 16:31:00 | 110.4 | 0.01 | 14.09.2017 16:36:00 | 110.426 | \$ 26.0 |
| 971 | Sell | 14.09.2017 21:36:00 | 110.941 | 0.02 | 14.09.2017 21:38:00 | 110.918 | \$ 46.0 |
| 1123 | Buy | 15.09.2017 05:38:00 | 110.173 | 0.01 | 15.09.2017 05:39:00 | 110.196 | \$ 23.0 |
| 1314 | Buy | 15.09.2017 05:38:00 | 110.173 | 0.01 | 15.09.2017 05:39:00 | 110.196 | \$ 23.0 |
| 1122 | Sell | 14.09.2017 23:51:00 | 110.735 | 0.01 | 15.09.2017 07:01:00 | 109.819 | \$ 906.17 |
| 1121 | Sell | 14.09.2017 21:00:00 | 110.73 | 0.01 | 15.09.2017 07:01:00 | 109.819 | \$ 901.17 |
| 1120 | Sell | 14.09.2017 09:46:00 | 110.58 | 0.01 | 15.09.2017 07:01:00 | 109.819 | \$ 751.17 |
| 1119 | Sell | 14.09.2017 03:47:00 | 110.599 | 0.01 | 15.09.2017 07:01:00 | 109.819 | \$ 770.17 |
| 1118 | Sell | 14.09.2017 01:19:00 | 110.647 | 0.01 | 15.09.2017 07:01:00 | 109.819 | \$ 818.17 |
| 1117 | Sell | 13.09.2017 23:00:00 | 110.345 | 0.01 | 15.09.2017 07:01:00 | 109.819 | \$ 486.68 |
| 1116 | Sell | 13.09.2017 07:16:00 | 110.206 | 0.01 | 15.09.2017 07:01:00 | 109.819 | \$ 347.68 |
| 1115 | Sell | 13.09.2017 03:44:00 | 110.103 | 0.01 | 15.09.2017 07:01:00 | 109.819 | \$ 244.68 |
| 1114 | Sell | 13.09.2017 02:04:00 | 110.117 | 0.01 | 15.09.2017 07:01:00 | 109.819 | \$ 258.68 |
| 1113 | Sell | 13.09.2017 00:15:00 | 109.969 | 0.01 | 15.09.2017 07:01:00 | 109.819 | \$ 110.68 |
| 1112 | Sell | 12.09.2017 21:40:00 | 109.878 | 0.01 | 15.09.2017 07:01:00 | 109.819 | \$ 9.85 |
| 1111 | Sell | 12.09.2017 19:45:00 | 109.771 | 0.01 | 15.09.2017 07:01:00 | 109.819 | \$ -97.15 |
| 1110 | Sell | 12.09.2017 17:36:00 | 109.721 | 0.01 | 15.09.2017 07:01:00 | 109.819 | \$ -147.15 |
| 1109 | Sell | 12.09.2017 15:56:00 | 109.589 | 0.01 | 15.09.2017 07:01:00 | 109.819 | \$ -279.15 |
| 1108 | Sell | 12.09.2017 14:16:00 | 109.455 | 0.01 | 15.09.2017 07:01:00 | 109.819 | \$ -413.15 |
| 1107 | Sell | 12.09.2017 08:35:00 | 109.361 | 0.01 | 15.09.2017 07:01:00 | 109.819 | \$ -507.15 |
| 1106 | Sell | 12.09.2017 04:01:00 | 109.351 | 0.01 | 15.09.2017 07:01:00 | 109.819 | \$ -517.15 |
| 1105 | Sell | 12.09.2017 02:07:00 | 109.187 | 0.01 | 15.09.2017 07:01:00 | 109.819 | \$ -681.15 |
| 1104 | Sell | 12.09.2017 00:19:00 | 108.946 | 0.01 | 15.09.2017 07:01:00 | 109.819 | \$ -922.15 |
| 1103 | Sell | 11.09.2017 22:16:00 | 108.823 | 0.01 | 15.09.2017 07:01:00 | 109.819 | \$ -1054.98 |
| 1102 | Sell | 11.09.2017 20:23:00 | 108.573 | 0.01 | 15.09.2017 07:01:00 | 109.819 | \$ -1304.98 |
| 1313 | Sell | 14.09.2017 23:51:00 | 110.735 | 0.01 | 15.09.2017 07:01:00 | 109.856 | \$ 869.17 |
| 1312 | Sell | 14.09.2017 21:00:00 | 110.73 | 0.01 | 15.09.2017 07:01:00 | 109.856 | \$ 864.17 |
| 1311 | Sell | 14.09.2017 10:06:00 | 110.632 | 0.01 | 15.09.2017 07:01:00 | 109.856 | \$ 766.17 |
| 1310 | Sell | 14.09.2017 09:46:00 | 110.58 | 0.02 | 15.09.2017 07:01:00 | 109.856 | \$ 1428.34 |
| 1309 | Sell | 14.09.2017 03:57:00 | 110.646 | 0.01 | 15.09.2017 07:01:00 | 109.856 | \$ 780.17 |
| 1308 | Sell | 14.09.2017 03:47:00 | 110.599 | 0.02 | 15.09.2017 07:01:00 | 109.856 | \$ 1466.34 |
| 1307 | Sell | 14.09.2017 01:19:00 | 110.647 | 0.01 | 15.09.2017 07:01:00 | 109.856 | \$ 781.17 |
| 1306 | Sell | 13.09.2017 23:00:00 | 110.345 | 0.01 | 15.09.2017 07:01:00 | 109.856 | \$ 449.68 |
| 1305 | Sell | 13.09.2017 07:16:00 | 110.206 | 0.02 | 15.09.2017 07:01:00 | 109.856 | \$ 621.36 |
| 1304 | Sell | 13.09.2017 04:17:00 | 110.194 | 0.01 | 15.09.2017 07:01:00 | 109.856 | \$ 298.68 |
| 1303 | Sell | 13.09.2017 03:44:00 | 110.103 | 0.02 | 15.09.2017 07:01:00 | 109.856 | \$ 415.36 |
| 1302 | Sell | 13.09.2017 02:04:00 | 110.117 | 0.02 | 15.09.2017 07:01:00 | 109.856 | \$ 443.36 |
| 1301 | Sell | 13.09.2017 00:38:00 | 110.084 | 0.01 | 15.09.2017 07:01:00 | 109.856 | \$ 188.68 |
| 1300 | Sell | 13.09.2017 00:15:00 | 109.969 | 0.02 | 15.09.2017 07:01:00 | 109.856 | \$ 147.36 |
| 1299 | Sell | 12.09.2017 21:40:00 | 109.878 | 0.01 | 15.09.2017 07:01:00 | 109.856 | \$ -27.15 |
| 1298 | Sell | 12.09.2017 19:45:00 | 109.771 | 0.01 | 15.09.2017 07:01:00 | 109.856 | \$ -134.15 |
| 1297 | Sell | 12.09.2017 17:33:00 | 109.739 | 0.01 | 15.09.2017 07:01:00 | 109.856 | \$ -166.15 |
| 1296 | Sell | 12.09.2017 15:53:00 | 109.531 | 0.01 | 15.09.2017 07:01:00 | 109.856 | \$ -374.15 |
| 1295 | Sell | 12.09.2017 14:16:00 | 109.455 | 0.02 | 15.09.2017 07:01:00 | 109.856 | \$ -900.3 |
| 1294 | Sell | 12.09.2017 08:35:00 | 109.361 | 0.02 | 15.09.2017 07:01:00 | 109.856 | \$ -1088.3 |
| 1293 | Sell | 12.09.2017 04:01:00 | 109.351 | 0.01 | 15.09.2017 07:01:00 | 109.856 | \$ -554.15 |
| 1292 | Sell | 12.09.2017 02:07:00 | 109.187 | 0.01 | 15.09.2017 07:01:00 | 109.856 | \$ -718.15 |
| 1291 | Sell | 12.09.2017 00:19:00 | 108.946 | 0.01 | 15.09.2017 07:01:00 | 109.856 | \$ -959.15 |
| 1290 | Sell | 11.09.2017 22:16:00 | 108.823 | 0.01 | 15.09.2017 07:01:00 | 109.856 | \$ -1091.98 |
| 1289 | Sell | 11.09.2017 20:24:00 | 108.563 | 0.02 | 15.09.2017 07:01:00 | 109.856 | \$ -2703.96 |
| 1288 | Sell | 11.09.2017 20:23:00 | 108.573 | 0.01 | 15.09.2017 07:01:00 | 109.856 | \$ -1341.98 |
| 1493 | Sell | 14.09.2017 20:24:00 | 110.624 | 0.03 | 15.09.2017 07:01:00 | 109.835 | \$ 2337.51 |
| 1491 | Sell | 14.09.2017 10:06:00 | 110.632 | 0.03 | 15.09.2017 07:01:00 | 109.835 | \$ 2361.51 |

| | | | | | | | |
|------|------|---------------------|---------|------|---------------------|---------|-------------|
| 1490 | Sell | 14.09.2017 03:57:00 | 110.646 | 0.03 | 15.09.2017 07:01:00 | 109.835 | \$ 2403.51 |
| 1489 | Sell | 14.09.2017 03:47:00 | 110.599 | 0.05 | 15.09.2017 07:01:00 | 109.835 | \$ 3770.85 |
| 1488 | Sell | 14.09.2017 01:19:00 | 110.647 | 0.03 | 15.09.2017 07:01:00 | 109.835 | \$ 2406.51 |
| 1487 | Sell | 13.09.2017 23:37:00 | 110.558 | 0.03 | 15.09.2017 07:01:00 | 109.835 | \$ 2051.04 |
| 1486 | Sell | 13.09.2017 21:57:00 | 110.142 | 0.03 | 15.09.2017 07:01:00 | 109.835 | \$ 803.04 |
| 1484 | Sell | 13.09.2017 18:20:00 | 110.153 | 0.03 | 15.09.2017 07:01:00 | 109.835 | \$ 836.04 |
| 1482 | Sell | 13.09.2017 07:16:00 | 110.206 | 0.05 | 15.09.2017 07:01:00 | 109.835 | \$ 1658.4 |
| 1481 | Sell | 13.09.2017 04:17:00 | 110.194 | 0.03 | 15.09.2017 07:01:00 | 109.835 | \$ 959.04 |
| 1480 | Sell | 13.09.2017 03:44:00 | 110.103 | 0.05 | 15.09.2017 07:01:00 | 109.835 | \$ 1143.4 |
| 1479 | Sell | 13.09.2017 02:04:00 | 110.117 | 0.05 | 15.09.2017 07:01:00 | 109.835 | \$ 1213.4 |
| 1478 | Sell | 13.09.2017 00:38:00 | 110.084 | 0.03 | 15.09.2017 07:01:00 | 109.835 | \$ 629.04 |
| 1477 | Sell | 13.09.2017 00:15:00 | 109.969 | 0.05 | 15.09.2017 07:01:00 | 109.835 | \$ 473.4 |
| 1476 | Sell | 12.09.2017 21:40:00 | 109.878 | 0.03 | 15.09.2017 07:01:00 | 109.835 | \$ -18.45 |
| 1475 | Sell | 12.09.2017 19:45:00 | 109.771 | 0.03 | 15.09.2017 07:01:00 | 109.835 | \$ -339.45 |
| 1474 | Sell | 12.09.2017 17:33:00 | 109.739 | 0.03 | 15.09.2017 07:01:00 | 109.835 | \$ -435.45 |
| 1473 | Sell | 12.09.2017 15:53:00 | 109.537 | 0.03 | 15.09.2017 07:01:00 | 109.835 | \$ -1041.45 |
| 1472 | Sell | 12.09.2017 09:54:00 | 109.496 | 0.05 | 15.09.2017 07:01:00 | 109.835 | \$ -1940.75 |
| 1471 | Sell | 12.09.2017 04:01:00 | 109.351 | 0.03 | 15.09.2017 07:01:00 | 109.835 | \$ -1599.45 |
| 1470 | Sell | 12.09.2017 02:07:00 | 109.187 | 0.03 | 15.09.2017 07:01:00 | 109.835 | \$ -2091.45 |
| 1469 | Sell | 12.09.2017 00:19:00 | 108.946 | 0.03 | 15.09.2017 07:01:00 | 109.835 | \$ -2814.45 |
| 1468 | Sell | 11.09.2017 22:16:00 | 108.823 | 0.03 | 15.09.2017 07:01:00 | 109.835 | \$ -3212.94 |
| 1467 | Sell | 11.09.2017 20:24:00 | 108.563 | 0.05 | 15.09.2017 07:01:00 | 109.835 | \$ -6654.9 |
| 1466 | Sell | 11.09.2017 20:23:00 | 108.573 | 0.03 | 15.09.2017 07:01:00 | 109.835 | \$ -3962.94 |
| 972 | Buy | 15.09.2017 07:02:00 | 109.567 | 0.02 | 15.09.2017 07:02:00 | 109.59 | \$ 46.0 |
| 1495 | Buy | 15.09.2017 07:02:00 | 109.714 | 0.01 | 15.09.2017 07:09:00 | 110.108 | \$ 394.0 |
| 1494 | Buy | 15.09.2017 05:14:00 | 110.447 | 0.01 | 15.09.2017 07:09:00 | 110.108 | \$ -339.0 |
| 1124 | Buy | 15.09.2017 07:19:00 | 109.932 | 0.01 | 15.09.2017 07:19:00 | 109.953 | \$ 21.0 |
| 1315 | Buy | 15.09.2017 07:19:00 | 109.932 | 0.01 | 15.09.2017 07:19:00 | 109.953 | \$ 21.0 |
| 1125 | Buy | 15.09.2017 08:59:00 | 109.951 | 0.01 | 15.09.2017 09:01:00 | 109.973 | \$ 22.0 |
| 1316 | Buy | 15.09.2017 08:59:00 | 109.951 | 0.01 | 15.09.2017 09:01:00 | 109.973 | \$ 22.0 |
| 1496 | Buy | 15.09.2017 08:50:00 | 109.998 | 0.01 | 15.09.2017 09:03:00 | 110.026 | \$ 28.0 |
| 1126 | Buy | 15.09.2017 11:28:00 | 110.113 | 0.01 | 15.09.2017 11:35:00 | 110.136 | \$ 23.0 |
| 1317 | Buy | 15.09.2017 11:28:00 | 110.113 | 0.02 | 15.09.2017 11:35:00 | 110.136 | \$ 46.0 |
| 1497 | Sell | 15.09.2017 15:04:00 | 110.506 | 0.03 | 15.09.2017 15:07:00 | 110.481 | \$ 75.0 |
| 1127 | Sell | 15.09.2017 15:45:00 | 110.688 | 0.01 | 15.09.2017 15:46:00 | 110.666 | \$ 22.0 |
| 1318 | Sell | 15.09.2017 15:45:00 | 110.688 | 0.01 | 15.09.2017 15:46:00 | 110.666 | \$ 22.0 |
| 1128 | Sell | 15.09.2017 17:51:00 | 110.786 | 0.01 | 15.09.2017 17:53:00 | 110.764 | \$ 22.0 |
| 1319 | Sell | 15.09.2017 17:51:00 | 110.786 | 0.01 | 15.09.2017 17:53:00 | 110.764 | \$ 22.0 |
| 1498 | Sell | 15.09.2017 17:51:00 | 110.786 | 0.03 | 15.09.2017 17:53:00 | 110.761 | \$ 75.0 |
| 973 | Sell | 15.09.2017 18:20:00 | 110.936 | 0.02 | 15.09.2017 18:22:00 | 110.916 | \$ 40.0 |
| 1129 | Sell | 15.09.2017 20:40:00 | 111.284 | 0.01 | 15.09.2017 20:57:00 | 111.263 | \$ 21.0 |
| 1320 | Sell | 15.09.2017 20:40:00 | 111.284 | 0.01 | 15.09.2017 20:57:00 | 111.263 | \$ 21.0 |
| 1499 | Sell | 15.09.2017 20:40:00 | 111.284 | 0.03 | 15.09.2017 20:59:00 | 111.259 | \$ 75.0 |
| 987 | Sell | 15.09.2017 19:30:00 | 111.327 | 0.02 | 15.09.2017 21:07:00 | 111.187 | \$ 280.0 |
| 986 | Sell | 15.09.2017 19:25:00 | 111.314 | 0.02 | 15.09.2017 21:07:00 | 111.187 | \$ 254.0 |
| 985 | Sell | 15.09.2017 19:20:00 | 111.264 | 0.02 | 15.09.2017 21:07:00 | 111.187 | \$ 154.0 |
| 984 | Sell | 15.09.2017 19:15:00 | 111.254 | 0.02 | 15.09.2017 21:07:00 | 111.187 | \$ 134.0 |
| 983 | Sell | 15.09.2017 19:10:00 | 111.211 | 0.02 | 15.09.2017 21:07:00 | 111.187 | \$ 48.0 |
| 982 | Sell | 15.09.2017 19:05:00 | 111.21 | 0.02 | 15.09.2017 21:07:00 | 111.187 | \$ 46.0 |
| 981 | Sell | 15.09.2017 19:00:00 | 111.219 | 0.02 | 15.09.2017 21:07:00 | 111.187 | \$ 64.0 |
| 980 | Sell | 15.09.2017 18:55:00 | 111.233 | 0.02 | 15.09.2017 21:07:00 | 111.187 | \$ 92.0 |
| 979 | Sell | 15.09.2017 18:50:00 | 111.246 | 0.02 | 15.09.2017 21:07:00 | 111.187 | \$ 118.0 |
| 978 | Sell | 15.09.2017 18:45:00 | 111.229 | 0.02 | 15.09.2017 21:07:00 | 111.187 | \$ 84.0 |
| 977 | Sell | 15.09.2017 18:40:00 | 111.202 | 0.02 | 15.09.2017 21:07:00 | 111.187 | \$ 30.0 |
| 976 | Sell | 15.09.2017 18:35:00 | 111.102 | 0.02 | 15.09.2017 21:07:00 | 111.187 | \$ -170.0 |
| 975 | Sell | 15.09.2017 18:30:00 | 111.162 | 0.02 | 15.09.2017 21:07:00 | 111.187 | \$ -50.0 |
| 974 | Sell | 15.09.2017 18:25:00 | 110.928 | 0.02 | 15.09.2017 21:07:00 | 111.187 | \$ -518.0 |
| 1130 | Sell | 15.09.2017 23:13:00 | 110.939 | 0.01 | 15.09.2017 23:19:00 | 110.916 | \$ 23.0 |
| 1321 | Sell | 15.09.2017 23:13:00 | 110.939 | 0.02 | 15.09.2017 23:19:00 | 110.916 | \$ 46.0 |
| 1131 | Sell | 18.09.2017 07:01:00 | 111.099 | 0.01 | 18.09.2017 07:01:00 | 111.075 | \$ 24.0 |

| | | | | | | | |
|------|------|---------------------|---------|------|---------------------|---------|------------|
| 1322 | Sell | 18.09.2017 07:01:00 | 111.099 | 0.01 | 18.09.2017 07:01:00 | 111.075 | \$ 24.0 |
| 1324 | Sell | 18.09.2017 15:05:00 | 111.248 | 0.02 | 18.09.2017 15:16:00 | 111.191 | \$ 114.0 |
| 1323 | Sell | 18.09.2017 08:43:00 | 111.141 | 0.01 | 18.09.2017 15:16:00 | 111.191 | \$ -50.0 |
| 1325 | Sell | 18.09.2017 15:44:00 | 111.347 | 0.01 | 18.09.2017 16:09:00 | 111.325 | \$ 22.0 |
| 1134 | Sell | 18.09.2017 16:49:00 | 111.392 | 0.01 | 18.09.2017 19:42:00 | 111.239 | \$ 153.0 |
| 1133 | Sell | 18.09.2017 15:05:00 | 111.248 | 0.01 | 18.09.2017 19:42:00 | 111.239 | \$ 9.0 |
| 1132 | Sell | 18.09.2017 08:43:00 | 111.141 | 0.01 | 18.09.2017 19:42:00 | 111.239 | \$ -98.0 |
| 1502 | Sell | 18.09.2017 15:44:00 | 111.347 | 0.03 | 18.09.2017 20:21:00 | 111.199 | \$ 444.0 |
| 1501 | Sell | 18.09.2017 09:47:00 | 111.249 | 0.03 | 18.09.2017 20:21:00 | 111.199 | \$ 150.0 |
| 1500 | Sell | 18.09.2017 08:07:00 | 111.081 | 0.03 | 18.09.2017 20:21:00 | 111.199 | \$ -354.0 |
| 1137 | Sell | 19.09.2017 03:01:00 | 111.643 | 0.01 | 19.09.2017 03:37:00 | 111.454 | \$ 189.0 |
| 1136 | Sell | 18.09.2017 23:35:00 | 111.473 | 0.01 | 19.09.2017 03:37:00 | 111.454 | \$ 9.17 |
| 1135 | Sell | 18.09.2017 20:45:00 | 111.309 | 0.01 | 19.09.2017 03:37:00 | 111.454 | \$ -154.83 |
| 1506 | Sell | 19.09.2017 03:01:00 | 111.643 | 0.03 | 19.09.2017 03:39:00 | 111.434 | \$ 627.0 |
| 1505 | Sell | 18.09.2017 23:35:00 | 111.473 | 0.03 | 19.09.2017 03:39:00 | 111.434 | \$ 87.51 |
| 1504 | Sell | 18.09.2017 21:47:00 | 111.425 | 0.03 | 19.09.2017 03:39:00 | 111.434 | \$ -56.49 |
| 1503 | Sell | 18.09.2017 21:00:00 | 111.365 | 0.05 | 19.09.2017 03:39:00 | 111.434 | \$ -394.15 |
| 1329 | Sell | 19.09.2017 03:01:00 | 111.643 | 0.01 | 19.09.2017 03:42:00 | 111.411 | \$ 232.0 |
| 1328 | Sell | 18.09.2017 23:35:00 | 111.473 | 0.01 | 19.09.2017 03:42:00 | 111.411 | \$ 52.17 |
| 1327 | Sell | 18.09.2017 21:47:00 | 111.425 | 0.01 | 19.09.2017 03:42:00 | 111.411 | \$ 4.17 |
| 1326 | Sell | 18.09.2017 20:45:00 | 111.309 | 0.02 | 19.09.2017 03:42:00 | 111.411 | \$ -223.66 |
| 1138 | Sell | 19.09.2017 05:27:00 | 111.546 | 0.01 | 19.09.2017 06:09:00 | 111.524 | \$ 22.0 |
| 1330 | Sell | 19.09.2017 05:27:00 | 111.546 | 0.02 | 19.09.2017 06:09:00 | 111.524 | \$ 44.0 |
| 1507 | Sell | 19.09.2017 08:48:00 | 111.56 | 0.05 | 19.09.2017 08:55:00 | 111.534 | \$ 130.0 |
| 1508 | Sell | 19.09.2017 11:16:00 | 111.589 | 0.03 | 19.09.2017 11:38:00 | 111.563 | \$ 78.0 |
| 1139 | Sell | 19.09.2017 14:17:00 | 111.716 | 0.01 | 19.09.2017 15:30:00 | 111.695 | \$ 21.0 |
| 1331 | Sell | 19.09.2017 14:17:00 | 111.716 | 0.01 | 19.09.2017 15:30:00 | 111.695 | \$ 21.0 |
| 1140 | Sell | 19.09.2017 16:35:00 | 111.79 | 0.01 | 19.09.2017 16:49:00 | 111.768 | \$ 22.0 |
| 1332 | Sell | 19.09.2017 16:35:00 | 111.79 | 0.01 | 19.09.2017 16:49:00 | 111.768 | \$ 22.0 |
| 1510 | Sell | 19.09.2017 16:35:00 | 111.79 | 0.03 | 19.09.2017 17:25:00 | 111.671 | \$ 357.0 |
| 1509 | Sell | 19.09.2017 13:46:00 | 111.605 | 0.03 | 19.09.2017 17:25:00 | 111.671 | \$ -198.0 |
| 1511 | Buy | 19.09.2017 21:09:00 | 111.46 | 0.01 | 19.09.2017 21:16:00 | 111.487 | \$ 27.0 |
| 1141 | Buy | 19.09.2017 22:17:00 | 111.308 | 0.01 | 19.09.2017 22:19:00 | 111.331 | \$ 23.0 |
| 1333 | Buy | 19.09.2017 22:17:00 | 111.308 | 0.01 | 19.09.2017 22:19:00 | 111.331 | \$ 23.0 |
| 1512 | Buy | 19.09.2017 23:00:00 | 111.273 | 0.01 | 19.09.2017 23:00:00 | 111.299 | \$ 26.0 |
| 1513 | Sell | 20.09.2017 01:32:00 | 111.758 | 0.03 | 20.09.2017 02:06:00 | 111.731 | \$ 81.0 |
| 1514 | Sell | 20.09.2017 08:58:00 | 111.598 | 0.03 | 20.09.2017 09:09:00 | 111.572 | \$ 78.0 |
| 1515 | Buy | 20.09.2017 12:46:00 | 111.483 | 0.01 | 20.09.2017 13:06:00 | 111.509 | \$ 26.0 |
| 1516 | Buy | 20.09.2017 15:02:00 | 111.416 | 0.01 | 20.09.2017 15:38:00 | 111.441 | \$ 25.0 |
| 1517 | Buy | 20.09.2017 17:34:00 | 111.367 | 0.01 | 20.09.2017 17:43:00 | 111.393 | \$ 26.0 |
| 1142 | Buy | 20.09.2017 18:21:00 | 111.326 | 0.01 | 20.09.2017 19:02:00 | 111.347 | \$ 21.0 |
| 1334 | Buy | 20.09.2017 18:21:00 | 111.326 | 0.01 | 20.09.2017 19:02:00 | 111.347 | \$ 21.0 |
| 1518 | Buy | 20.09.2017 19:23:00 | 111.286 | 0.01 | 20.09.2017 19:27:00 | 111.313 | \$ 27.0 |
| 1143 | Sell | 21.09.2017 03:04:00 | 111.844 | 0.01 | 21.09.2017 03:06:00 | 111.821 | \$ 23.0 |
| 1335 | Sell | 21.09.2017 03:04:00 | 111.844 | 0.01 | 21.09.2017 03:06:00 | 111.821 | \$ 23.0 |
| 988 | Sell | 21.09.2017 03:09:00 | 112.052 | 0.02 | 21.09.2017 03:12:00 | 112.031 | \$ 42.0 |
| 989 | Sell | 21.09.2017 03:15:00 | 112.052 | 0.02 | 21.09.2017 03:16:00 | 112.032 | \$ 40.0 |
| 990 | Sell | 21.09.2017 03:20:00 | 112.128 | 0.02 | 21.09.2017 03:23:00 | 112.107 | \$ 42.0 |
| 991 | Sell | 21.09.2017 03:25:00 | 112.12 | 0.02 | 21.09.2017 03:25:00 | 112.1 | \$ 40.0 |
| 997 | Sell | 21.09.2017 03:55:00 | 112.299 | 0.02 | 21.09.2017 03:56:00 | 112.238 | \$ 122.0 |
| 996 | Sell | 21.09.2017 03:50:00 | 112.314 | 0.02 | 21.09.2017 03:56:00 | 112.238 | \$ 152.0 |
| 995 | Sell | 21.09.2017 03:45:00 | 112.31 | 0.02 | 21.09.2017 03:56:00 | 112.238 | \$ 144.0 |
| 994 | Sell | 21.09.2017 03:40:00 | 112.311 | 0.02 | 21.09.2017 03:56:00 | 112.238 | \$ 146.0 |
| 993 | Sell | 21.09.2017 03:35:00 | 112.247 | 0.02 | 21.09.2017 03:56:00 | 112.238 | \$ 18.0 |
| 992 | Sell | 21.09.2017 03:30:00 | 112.075 | 0.02 | 21.09.2017 03:56:00 | 112.238 | \$ -326.0 |
| 1002 | Sell | 21.09.2017 04:20:00 | 112.427 | 0.02 | 21.09.2017 04:27:00 | 112.407 | \$ 40.0 |
| 1001 | Sell | 21.09.2017 04:15:00 | 112.421 | 0.02 | 21.09.2017 04:27:00 | 112.407 | \$ 28.0 |
| 1000 | Sell | 21.09.2017 04:10:00 | 112.492 | 0.02 | 21.09.2017 04:27:00 | 112.407 | \$ 170.0 |
| 999 | Sell | 21.09.2017 04:05:00 | 112.479 | 0.02 | 21.09.2017 04:27:00 | 112.407 | \$ 144.0 |
| 998 | Sell | 21.09.2017 04:00:00 | 112.335 | 0.02 | 21.09.2017 04:27:00 | 112.407 | \$ -144.0 |

| | | | | | | | |
|------|------|---------------------|---------|------|---------------------|---------|------------|
| 1144 | Sell | 21.09.2017 04:51:00 | 112.35 | 0.01 | 21.09.2017 04:51:00 | 112.327 | \$ 23.0 |
| 1336 | Sell | 21.09.2017 04:51:00 | 112.35 | 0.01 | 21.09.2017 04:51:00 | 112.327 | \$ 23.0 |
| 1146 | Sell | 21.09.2017 09:01:00 | 112.586 | 0.01 | 21.09.2017 10:02:00 | 112.448 | \$ 138.0 |
| 1145 | Sell | 21.09.2017 07:21:00 | 112.353 | 0.01 | 21.09.2017 10:02:00 | 112.448 | \$ -95.0 |
| 1338 | Sell | 21.09.2017 09:01:00 | 112.586 | 0.01 | 21.09.2017 10:02:00 | 112.448 | \$ 138.0 |
| 1337 | Sell | 21.09.2017 07:21:00 | 112.353 | 0.01 | 21.09.2017 10:02:00 | 112.448 | \$ -95.0 |
| 1147 | Sell | 21.09.2017 11:36:00 | 112.562 | 0.01 | 21.09.2017 11:42:00 | 112.539 | \$ 23.0 |
| 1339 | Sell | 21.09.2017 11:36:00 | 112.562 | 0.02 | 21.09.2017 11:42:00 | 112.539 | \$ 46.0 |
| 1148 | Sell | 21.09.2017 14:23:00 | 112.493 | 0.01 | 21.09.2017 14:33:00 | 112.472 | \$ 21.0 |
| 1340 | Sell | 21.09.2017 14:23:00 | 112.493 | 0.02 | 21.09.2017 14:33:00 | 112.472 | \$ 42.0 |
| 1004 | Sell | 21.09.2017 15:51:00 | 112.702 | 0.02 | 21.09.2017 15:54:00 | 112.658 | \$ 88.0 |
| 1003 | Sell | 21.09.2017 15:46:00 | 112.66 | 0.02 | 21.09.2017 15:54:00 | 112.658 | \$ 4.0 |
| 1005 | Sell | 21.09.2017 16:06:00 | 112.702 | 0.02 | 21.09.2017 16:09:00 | 112.679 | \$ 46.0 |
| 1149 | Sell | 21.09.2017 16:08:00 | 112.689 | 0.01 | 21.09.2017 16:10:00 | 112.666 | \$ 23.0 |
| 1341 | Sell | 21.09.2017 16:08:00 | 112.689 | 0.01 | 21.09.2017 16:10:00 | 112.666 | \$ 23.0 |
| 1525 | Sell | 21.09.2017 16:08:00 | 112.689 | 0.03 | 21.09.2017 17:51:00 | 112.396 | \$ 879.0 |
| 1524 | Sell | 21.09.2017 15:37:00 | 112.608 | 0.05 | 21.09.2017 17:51:00 | 112.396 | \$ 1060.0 |
| 1523 | Sell | 21.09.2017 11:36:00 | 112.562 | 0.05 | 21.09.2017 17:51:00 | 112.396 | \$ 830.0 |
| 1522 | Sell | 21.09.2017 09:01:00 | 112.586 | 0.03 | 21.09.2017 17:51:00 | 112.396 | \$ 570.0 |
| 1521 | Sell | 21.09.2017 07:21:00 | 112.353 | 0.03 | 21.09.2017 17:51:00 | 112.396 | \$ -129.0 |
| 1520 | Sell | 21.09.2017 04:51:00 | 112.35 | 0.03 | 21.09.2017 17:51:00 | 112.396 | \$ -138.0 |
| 1519 | Sell | 21.09.2017 03:01:00 | 111.601 | 0.03 | 21.09.2017 17:51:00 | 112.396 | \$ -2385.0 |
| 1526 | Sell | 21.09.2017 20:00:00 | 112.539 | 0.05 | 21.09.2017 20:12:00 | 112.514 | \$ 125.0 |
| 1150 | Sell | 21.09.2017 19:06:00 | 112.468 | 0.01 | 21.09.2017 21:04:00 | 112.446 | \$ 22.0 |
| 1342 | Sell | 21.09.2017 19:06:00 | 112.468 | 0.02 | 21.09.2017 21:04:00 | 112.446 | \$ 44.0 |
| 1527 | Buy | 21.09.2017 23:27:00 | 112.253 | 0.01 | 21.09.2017 23:28:00 | 112.279 | \$ 26.0 |
| 1528 | Sell | 22.09.2017 00:00:00 | 112.445 | 0.05 | 22.09.2017 00:01:00 | 112.418 | \$ 135.0 |
| 1529 | Sell | 22.09.2017 02:02:00 | 112.455 | 0.03 | 22.09.2017 02:11:00 | 112.425 | \$ 90.0 |
| 1151 | Sell | 22.09.2017 04:00:00 | 112.572 | 0.01 | 22.09.2017 04:03:00 | 112.549 | \$ 23.0 |
| 1343 | Sell | 22.09.2017 04:00:00 | 112.572 | 0.01 | 22.09.2017 04:03:00 | 112.549 | \$ 23.0 |
| 1530 | Sell | 22.09.2017 04:00:00 | 112.572 | 0.03 | 22.09.2017 04:03:00 | 112.545 | \$ 81.0 |
| 1006 | Buy | 22.09.2017 12:00:00 | 111.709 | 0.02 | 22.09.2017 12:02:00 | 111.731 | \$ 44.0 |
| 1153 | Buy | 22.09.2017 11:59:00 | 111.72 | 0.01 | 22.09.2017 14:45:00 | 111.964 | \$ 244.0 |
| 1152 | Buy | 22.09.2017 10:19:00 | 112.165 | 0.01 | 22.09.2017 14:45:00 | 111.964 | \$ -201.0 |
| 1345 | Buy | 22.09.2017 11:59:00 | 111.72 | 0.01 | 22.09.2017 14:45:00 | 111.964 | \$ 244.0 |
| 1344 | Buy | 22.09.2017 10:19:00 | 112.165 | 0.01 | 22.09.2017 14:45:00 | 111.964 | \$ -201.0 |
| 1154 | Buy | 22.09.2017 15:50:00 | 111.912 | 0.01 | 22.09.2017 16:01:00 | 111.933 | \$ 21.0 |
| 1346 | Buy | 22.09.2017 15:50:00 | 111.912 | 0.02 | 22.09.2017 16:01:00 | 111.933 | \$ 42.0 |
| 1533 | Buy | 22.09.2017 15:50:00 | 111.912 | 0.03 | 22.09.2017 16:04:00 | 112.023 | \$ 333.0 |
| 1532 | Buy | 22.09.2017 11:31:00 | 111.927 | 0.01 | 22.09.2017 16:04:00 | 112.023 | \$ 96.0 |
| 1531 | Buy | 22.09.2017 09:51:00 | 112.312 | 0.01 | 22.09.2017 16:04:00 | 112.023 | \$ -289.0 |
| 1155 | Buy | 22.09.2017 18:35:00 | 111.965 | 0.01 | 22.09.2017 18:52:00 | 111.987 | \$ 22.0 |
| 1347 | Buy | 22.09.2017 18:35:00 | 111.965 | 0.02 | 22.09.2017 18:52:00 | 111.987 | \$ 44.0 |
| 1534 | Buy | 22.09.2017 22:10:00 | 111.979 | 0.03 | 22.09.2017 22:26:00 | 112.004 | \$ 75.0 |
| 1156 | Buy | 22.09.2017 22:47:00 | 111.896 | 0.01 | 22.09.2017 22:49:00 | 111.92 | \$ 24.0 |
| 1348 | Buy | 22.09.2017 22:47:00 | 111.896 | 0.01 | 22.09.2017 22:49:00 | 111.92 | \$ 24.0 |
| 1535 | Buy | 22.09.2017 22:47:00 | 111.902 | 0.01 | 22.09.2017 22:54:00 | 111.929 | \$ 27.0 |
| 1157 | Sell | 25.09.2017 08:19:00 | 112.352 | 0.01 | 25.09.2017 08:38:00 | 112.332 | \$ 20.0 |
| 1349 | Sell | 25.09.2017 08:19:00 | 112.352 | 0.01 | 25.09.2017 08:38:00 | 112.332 | \$ 20.0 |
| 1537 | Sell | 25.09.2017 08:52:00 | 112.441 | 0.03 | 25.09.2017 11:11:00 | 112.284 | \$ 471.0 |
| 1536 | Sell | 25.09.2017 07:12:00 | 112.179 | 0.03 | 25.09.2017 11:11:00 | 112.284 | \$ -315.0 |
| 1158 | Sell | 25.09.2017 13:50:00 | 112.268 | 0.01 | 25.09.2017 14:22:00 | 112.246 | \$ 22.0 |
| 1350 | Sell | 25.09.2017 13:50:00 | 112.268 | 0.02 | 25.09.2017 14:22:00 | 112.246 | \$ 44.0 |
| 1538 | Buy | 25.09.2017 18:00:00 | 112.136 | 0.01 | 25.09.2017 20:32:00 | 112.161 | \$ 25.0 |
| 1539 | Sell | 25.09.2017 22:31:00 | 112.308 | 0.03 | 25.09.2017 22:38:00 | 112.283 | \$ 75.0 |
| 1159 | Buy | 25.09.2017 23:52:00 | 111.87 | 0.01 | 25.09.2017 23:52:00 | 111.893 | \$ 23.0 |
| 1351 | Buy | 25.09.2017 23:52:00 | 111.87 | 0.01 | 25.09.2017 23:52:00 | 111.893 | \$ 23.0 |
| 1540 | Buy | 25.09.2017 23:52:00 | 111.936 | 0.01 | 25.09.2017 23:53:00 | 111.964 | \$ 28.0 |
| 1160 | Buy | 26.09.2017 03:35:00 | 111.614 | 0.01 | 26.09.2017 03:43:00 | 111.638 | \$ 24.0 |
| 1352 | Buy | 26.09.2017 03:35:00 | 111.614 | 0.01 | 26.09.2017 03:43:00 | 111.638 | \$ 24.0 |

| | | | | | | | |
|------|------|---------------------|---------|------|---------------------|---------|------------|
| 1541 | Buy | 26.09.2017 03:35:00 | 111.614 | 0.01 | 26.09.2017 03:43:00 | 111.641 | \$ 27.0 |
| 1161 | Buy | 26.09.2017 09:05:00 | 111.681 | 0.01 | 26.09.2017 09:15:00 | 111.702 | \$ 21.0 |
| 1353 | Buy | 26.09.2017 09:05:00 | 111.681 | 0.02 | 26.09.2017 09:15:00 | 111.702 | \$ 42.0 |
| 1354 | Buy | 26.09.2017 10:08:00 | 111.559 | 0.01 | 26.09.2017 10:11:00 | 111.583 | \$ 24.0 |
| 1542 | Buy | 26.09.2017 10:08:00 | 111.559 | 0.01 | 26.09.2017 10:11:00 | 111.586 | \$ 27.0 |
| 1543 | Buy | 26.09.2017 10:11:00 | 111.623 | 0.03 | 26.09.2017 10:21:00 | 111.652 | \$ 87.0 |
| 1356 | Buy | 26.09.2017 12:56:00 | 111.556 | 0.01 | 26.09.2017 15:04:00 | 111.621 | \$ 65.0 |
| 1355 | Buy | 26.09.2017 11:58:00 | 111.621 | 0.02 | 26.09.2017 15:04:00 | 111.621 | \$ 0.0 |
| 1545 | Buy | 26.09.2017 12:56:00 | 111.556 | 0.01 | 26.09.2017 15:04:00 | 111.632 | \$ 76.0 |
| 1544 | Buy | 26.09.2017 11:58:00 | 111.621 | 0.03 | 26.09.2017 15:04:00 | 111.632 | \$ 33.0 |
| 1162 | Buy | 26.09.2017 11:58:00 | 111.621 | 0.01 | 26.09.2017 15:47:00 | 111.641 | \$ 20.0 |
| 1546 | Sell | 26.09.2017 19:32:00 | 111.797 | 0.03 | 26.09.2017 20:06:00 | 111.77 | \$ 81.0 |
| 1164 | Sell | 26.09.2017 23:54:00 | 112.256 | 0.01 | 27.09.2017 00:27:00 | 112.118 | \$ 128.17 |
| 1163 | Sell | 26.09.2017 21:43:00 | 112.023 | 0.01 | 27.09.2017 00:27:00 | 112.118 | \$ -104.83 |
| 1358 | Sell | 26.09.2017 23:54:00 | 112.256 | 0.01 | 27.09.2017 00:27:00 | 112.118 | \$ 128.17 |
| 1357 | Sell | 26.09.2017 21:43:00 | 112.023 | 0.01 | 27.09.2017 00:27:00 | 112.118 | \$ -104.83 |
| 1548 | Sell | 26.09.2017 23:54:00 | 112.256 | 0.03 | 27.09.2017 00:28:00 | 112.112 | \$ 402.51 |
| 1547 | Sell | 26.09.2017 21:43:00 | 112.023 | 0.03 | 27.09.2017 00:28:00 | 112.112 | \$ -296.49 |
| 1007 | Sell | 27.09.2017 01:45:00 | 112.398 | 0.02 | 27.09.2017 01:47:00 | 112.376 | \$ 44.0 |
| 1165 | Sell | 27.09.2017 01:38:00 | 112.325 | 0.01 | 27.09.2017 01:53:00 | 112.304 | \$ 21.0 |
| 1359 | Sell | 27.09.2017 01:38:00 | 112.325 | 0.01 | 27.09.2017 01:53:00 | 112.304 | \$ 21.0 |
| 1549 | Sell | 27.09.2017 01:38:00 | 112.325 | 0.03 | 27.09.2017 01:53:00 | 112.3 | \$ 75.0 |
| 1166 | Sell | 27.09.2017 04:27:00 | 112.253 | 0.01 | 27.09.2017 04:56:00 | 112.232 | \$ 21.0 |
| 1360 | Sell | 27.09.2017 04:27:00 | 112.253 | 0.02 | 27.09.2017 04:56:00 | 112.232 | \$ 42.0 |
| 1167 | Sell | 27.09.2017 08:47:00 | 112.348 | 0.01 | 27.09.2017 10:38:00 | 112.326 | \$ 22.0 |
| 1361 | Sell | 27.09.2017 08:47:00 | 112.348 | 0.01 | 27.09.2017 10:38:00 | 112.326 | \$ 22.0 |
| 1550 | Sell | 27.09.2017 08:47:00 | 112.348 | 0.03 | 27.09.2017 10:38:00 | 112.32 | \$ 84.0 |
| 1168 | Sell | 27.09.2017 14:15:00 | 112.417 | 0.01 | 27.09.2017 14:26:00 | 112.396 | \$ 21.0 |
| 1362 | Sell | 27.09.2017 14:15:00 | 112.417 | 0.02 | 27.09.2017 14:26:00 | 112.396 | \$ 42.0 |
| 1169 | Sell | 27.09.2017 15:58:00 | 112.663 | 0.01 | 27.09.2017 16:00:00 | 112.641 | \$ 22.0 |
| 1012 | Sell | 27.09.2017 16:27:00 | 112.796 | 0.02 | 27.09.2017 16:48:00 | 112.733 | \$ 126.0 |
| 1011 | Sell | 27.09.2017 16:22:00 | 112.775 | 0.02 | 27.09.2017 16:48:00 | 112.733 | \$ 84.0 |
| 1010 | Sell | 27.09.2017 16:17:00 | 112.758 | 0.02 | 27.09.2017 16:48:00 | 112.733 | \$ 50.0 |
| 1009 | Sell | 27.09.2017 16:12:00 | 112.745 | 0.02 | 27.09.2017 16:48:00 | 112.733 | \$ 24.0 |
| 1008 | Sell | 27.09.2017 16:07:00 | 112.713 | 0.02 | 27.09.2017 16:48:00 | 112.733 | \$ -40.0 |
| 1170 | Sell | 27.09.2017 17:38:00 | 112.864 | 0.01 | 27.09.2017 18:56:00 | 112.843 | \$ 21.0 |
| 1171 | Sell | 27.09.2017 20:03:00 | 112.928 | 0.01 | 27.09.2017 20:32:00 | 112.907 | \$ 21.0 |
| 1018 | Sell | 27.09.2017 22:13:00 | 113.233 | 0.02 | 27.09.2017 22:20:00 | 113.171 | \$ 124.0 |
| 1017 | Sell | 27.09.2017 22:04:00 | 113.203 | 0.02 | 27.09.2017 22:20:00 | 113.171 | \$ 64.0 |
| 1016 | Sell | 27.09.2017 21:58:00 | 113.202 | 0.02 | 27.09.2017 22:20:00 | 113.171 | \$ 62.0 |
| 1015 | Sell | 27.09.2017 21:53:00 | 113.215 | 0.02 | 27.09.2017 22:20:00 | 113.171 | \$ 88.0 |
| 1014 | Sell | 27.09.2017 21:48:00 | 113.159 | 0.02 | 27.09.2017 22:20:00 | 113.171 | \$ -24.0 |
| 1013 | Sell | 27.09.2017 21:42:00 | 113.148 | 0.02 | 27.09.2017 22:20:00 | 113.171 | \$ -46.0 |
| 1172 | Sell | 27.09.2017 21:43:00 | 113.139 | 0.01 | 27.09.2017 22:31:00 | 113.117 | \$ 22.0 |
| 1366 | Sell | 27.09.2017 21:43:00 | 113.139 | 0.01 | 27.09.2017 23:35:00 | 112.808 | \$ 331.0 |
| 1365 | Sell | 27.09.2017 20:03:00 | 112.928 | 0.01 | 27.09.2017 23:35:00 | 112.808 | \$ 120.0 |
| 1364 | Sell | 27.09.2017 17:17:00 | 112.773 | 0.01 | 27.09.2017 23:35:00 | 112.808 | \$ -35.0 |
| 1363 | Sell | 27.09.2017 15:05:00 | 112.482 | 0.01 | 27.09.2017 23:35:00 | 112.808 | \$ -326.0 |
| 1555 | Sell | 27.09.2017 21:43:00 | 113.139 | 0.03 | 27.09.2017 23:53:00 | 112.69 | \$ 1347.0 |
| 1554 | Sell | 27.09.2017 20:03:00 | 112.928 | 0.03 | 27.09.2017 23:53:00 | 112.69 | \$ 714.0 |
| 1553 | Sell | 27.09.2017 17:17:00 | 112.773 | 0.03 | 27.09.2017 23:53:00 | 112.69 | \$ 249.0 |
| 1552 | Sell | 27.09.2017 15:05:00 | 112.482 | 0.03 | 27.09.2017 23:53:00 | 112.69 | \$ -624.0 |
| 1551 | Sell | 27.09.2017 15:00:00 | 112.446 | 0.05 | 27.09.2017 23:53:00 | 112.69 | \$ -1220.0 |
| 1173 | Sell | 28.09.2017 02:59:00 | 112.82 | 0.01 | 28.09.2017 03:00:00 | 112.797 | \$ 23.0 |
| 1367 | Sell | 28.09.2017 02:59:00 | 112.82 | 0.02 | 28.09.2017 03:00:00 | 112.797 | \$ 46.0 |
| 1556 | Sell | 28.09.2017 04:11:00 | 112.798 | 0.05 | 28.09.2017 05:01:00 | 112.771 | \$ 135.0 |
| 1557 | Sell | 28.09.2017 07:35:00 | 112.844 | 0.03 | 28.09.2017 09:09:00 | 112.818 | \$ 78.0 |
| 1559 | Sell | 28.09.2017 10:00:00 | 112.87 | 0.05 | 28.09.2017 10:02:00 | 112.854 | \$ 80.0 |
| 1558 | Sell | 28.09.2017 09:55:00 | 112.899 | 0.03 | 28.09.2017 10:02:00 | 112.854 | \$ 135.0 |
| 1174 | Sell | 28.09.2017 12:48:00 | 113.019 | 0.01 | 28.09.2017 14:04:00 | 112.997 | \$ 22.0 |

| | | | | | | | |
|------|------|---------------------|---------|------|---------------------|---------|-----------|
| 1368 | Sell | 28.09.2017 12:48:00 | 113.019 | 0.01 | 28.09.2017 14:04:00 | 112.997 | \$ 22.0 |
| 1560 | Sell | 28.09.2017 12:46:00 | 112.976 | 0.03 | 28.09.2017 14:10:00 | 112.949 | \$ 81.0 |
| 1175 | Sell | 28.09.2017 14:40:00 | 113.069 | 0.01 | 28.09.2017 15:12:00 | 113.046 | \$ 23.0 |
| 1369 | Sell | 28.09.2017 14:40:00 | 113.069 | 0.01 | 28.09.2017 15:12:00 | 113.046 | \$ 23.0 |
| 1561 | Sell | 28.09.2017 14:40:00 | 113.069 | 0.03 | 28.09.2017 15:12:00 | 113.042 | \$ 81.0 |
| 1562 | Buy | 28.09.2017 18:40:00 | 112.761 | 0.01 | 28.09.2017 18:53:00 | 112.787 | \$ 26.0 |
| 1176 | Buy | 28.09.2017 21:00:00 | 112.656 | 0.01 | 28.09.2017 21:40:00 | 112.678 | \$ 22.0 |
| 1370 | Buy | 28.09.2017 21:00:00 | 112.656 | 0.01 | 28.09.2017 21:40:00 | 112.678 | \$ 22.0 |
| 1563 | Buy | 28.09.2017 21:00:00 | 112.656 | 0.01 | 28.09.2017 21:51:00 | 112.682 | \$ 26.0 |
| 1177 | Buy | 28.09.2017 22:40:00 | 112.534 | 0.01 | 28.09.2017 22:44:00 | 112.555 | \$ 21.0 |
| 1371 | Buy | 28.09.2017 22:40:00 | 112.534 | 0.01 | 28.09.2017 22:44:00 | 112.555 | \$ 21.0 |
| 1564 | Buy | 28.09.2017 22:40:00 | 112.534 | 0.01 | 28.09.2017 22:44:00 | 112.561 | \$ 27.0 |
| 1178 | Buy | 29.09.2017 00:22:00 | 112.591 | 0.01 | 29.09.2017 00:25:00 | 112.611 | \$ 20.0 |
| 1372 | Buy | 29.09.2017 00:22:00 | 112.591 | 0.01 | 29.09.2017 00:25:00 | 112.611 | \$ 20.0 |
| 1565 | Buy | 29.09.2017 00:22:00 | 112.591 | 0.01 | 29.09.2017 00:25:00 | 112.617 | \$ 26.0 |
| 1179 | Buy | 29.09.2017 02:02:00 | 112.426 | 0.01 | 29.09.2017 02:02:00 | 112.447 | \$ 21.0 |
| 1566 | Buy | 29.09.2017 02:02:00 | 112.426 | 0.01 | 29.09.2017 02:02:00 | 112.453 | \$ 27.0 |
| 1180 | Buy | 29.09.2017 05:12:00 | 112.376 | 0.01 | 29.09.2017 05:29:00 | 112.397 | \$ 21.0 |
| 1567 | Buy | 29.09.2017 05:12:00 | 112.376 | 0.01 | 29.09.2017 07:48:00 | 112.403 | \$ 27.0 |
| 1375 | Buy | 29.09.2017 05:12:00 | 112.376 | 0.01 | 29.09.2017 09:00:00 | 112.527 | \$ 151.0 |
| 1374 | Buy | 29.09.2017 02:02:00 | 112.426 | 0.01 | 29.09.2017 09:00:00 | 112.527 | \$ 101.0 |
| 1373 | Buy | 29.09.2017 01:31:00 | 112.609 | 0.02 | 29.09.2017 09:00:00 | 112.527 | \$ -164.0 |
| 1568 | Sell | 29.09.2017 15:02:00 | 112.678 | 0.03 | 29.09.2017 15:36:00 | 112.651 | \$ 81.0 |
| 1569 | Buy | 29.09.2017 16:47:00 | 112.396 | 0.01 | 29.09.2017 16:53:00 | 112.421 | \$ 25.0 |
| 1570 | Buy | 29.09.2017 19:26:00 | 112.446 | 0.01 | 29.09.2017 19:31:00 | 112.473 | \$ 27.0 |
| 1181 | Buy | 29.09.2017 21:35:00 | 112.328 | 0.01 | 29.09.2017 22:16:00 | 112.349 | \$ 21.0 |
| 1376 | Buy | 29.09.2017 21:35:00 | 112.328 | 0.01 | 29.09.2017 22:16:00 | 112.349 | \$ 21.0 |
| 1571 | Buy | 29.09.2017 21:34:00 | 112.354 | 0.01 | 29.09.2017 22:19:00 | 112.38 | \$ 26.0 |
| 1572 | Sell | 29.09.2017 23:00:00 | 112.675 | 0.03 | 29.09.2017 23:00:00 | 112.648 | \$ 81.0 |
| 1573 | Sell | 30.09.2017 00:59:00 | 112.656 | 0.03 | 30.09.2017 01:49:00 | 112.63 | \$ 78.0 |
| 1574 | Buy | 30.09.2017 05:53:00 | 112.477 | 0.01 | 30.09.2017 05:56:00 | 112.503 | \$ 26.0 |
| 1575 | Sell | 02.10.2017 07:09:00 | 112.66 | 0.03 | 02.10.2017 07:27:00 | 112.634 | \$ 78.0 |
| 1576 | Sell | 02.10.2017 09:34:00 | 112.725 | 0.03 | 02.10.2017 09:44:00 | 112.698 | \$ 81.0 |
| 1577 | Sell | 02.10.2017 14:25:00 | 112.899 | 0.03 | 02.10.2017 14:55:00 | 112.873 | \$ 78.0 |
| 1578 | Sell | 02.10.2017 16:15:00 | 112.934 | 0.03 | 02.10.2017 17:36:00 | 112.908 | \$ 78.0 |
| 1184 | Sell | 02.10.2017 16:15:00 | 112.934 | 0.01 | 02.10.2017 17:40:00 | 112.863 | \$ 71.0 |
| 1183 | Sell | 02.10.2017 14:25:00 | 112.899 | 0.01 | 02.10.2017 17:40:00 | 112.863 | \$ 36.0 |
| 1182 | Sell | 02.10.2017 09:59:00 | 112.821 | 0.01 | 02.10.2017 17:40:00 | 112.863 | \$ -42.0 |
| 1379 | Sell | 02.10.2017 16:15:00 | 112.934 | 0.01 | 02.10.2017 17:40:00 | 112.863 | \$ 71.0 |
| 1378 | Sell | 02.10.2017 14:25:00 | 112.899 | 0.01 | 02.10.2017 17:40:00 | 112.863 | \$ 36.0 |
| 1377 | Sell | 02.10.2017 09:59:00 | 112.821 | 0.01 | 02.10.2017 17:40:00 | 112.863 | \$ -42.0 |
| 1579 | Buy | 02.10.2017 22:00:00 | 112.632 | 0.01 | 02.10.2017 22:57:00 | 112.66 | \$ 28.0 |
| 1185 | Buy | 03.10.2017 01:08:00 | 112.573 | 0.01 | 03.10.2017 01:17:00 | 112.595 | \$ 22.0 |
| 1380 | Buy | 03.10.2017 01:08:00 | 112.573 | 0.01 | 03.10.2017 01:17:00 | 112.595 | \$ 22.0 |
| 1580 | Buy | 03.10.2017 00:59:00 | 112.62 | 0.01 | 03.10.2017 01:48:00 | 112.647 | \$ 27.0 |
| 1582 | Buy | 03.10.2017 03:18:00 | 112.654 | 0.01 | 03.10.2017 04:23:00 | 112.689 | \$ 35.0 |
| 1581 | Buy | 03.10.2017 03:16:00 | 112.666 | 0.03 | 03.10.2017 04:23:00 | 112.689 | \$ 69.0 |
| 1186 | Sell | 03.10.2017 10:00:00 | 112.949 | 0.01 | 03.10.2017 10:10:00 | 112.928 | \$ 21.0 |
| 1381 | Sell | 03.10.2017 10:00:00 | 112.949 | 0.01 | 03.10.2017 10:10:00 | 112.928 | \$ 21.0 |
| 1020 | Sell | 03.10.2017 11:02:00 | 113.13 | 0.02 | 03.10.2017 11:12:00 | 113.123 | \$ 14.0 |
| 1019 | Sell | 03.10.2017 10:57:00 | 113.159 | 0.02 | 03.10.2017 11:12:00 | 113.123 | \$ 72.0 |
| 1187 | Sell | 03.10.2017 12:33:00 | 113.116 | 0.01 | 03.10.2017 14:36:00 | 113.094 | \$ 22.0 |
| 1382 | Sell | 03.10.2017 12:33:00 | 113.116 | 0.01 | 03.10.2017 14:36:00 | 113.094 | \$ 22.0 |
| 1584 | Sell | 03.10.2017 12:33:00 | 113.116 | 0.03 | 03.10.2017 15:31:00 | 112.952 | \$ 492.0 |
| 1583 | Sell | 03.10.2017 09:53:00 | 112.841 | 0.03 | 03.10.2017 15:31:00 | 112.952 | \$ -333.0 |
| 1188 | Sell | 03.10.2017 16:42:00 | 113.105 | 0.01 | 03.10.2017 16:58:00 | 113.085 | \$ 20.0 |
| 1383 | Sell | 03.10.2017 16:42:00 | 113.105 | 0.02 | 03.10.2017 16:58:00 | 113.085 | \$ 40.0 |
| 1585 | Sell | 03.10.2017 16:43:00 | 113.116 | 0.05 | 03.10.2017 16:58:00 | 113.09 | \$ 130.0 |
| 1586 | Sell | 03.10.2017 21:40:00 | 113.115 | 0.05 | 03.10.2017 21:41:00 | 113.089 | \$ 130.0 |
| 1189 | Buy | 04.10.2017 00:06:00 | 112.752 | 0.01 | 04.10.2017 00:23:00 | 112.773 | \$ 21.0 |

| | | | | | | | |
|------|------|---------------------|---------|------|---------------------|---------|-----------|
| 1384 | Buy | 04.10.2017 00:06:00 | 112.752 | 0.01 | 04.10.2017 00:23:00 | 112.773 | \$ 21.0 |
| 1587 | Buy | 03.10.2017 23:00:00 | 112.839 | 0.01 | 04.10.2017 01:18:00 | 112.864 | \$ 28.97 |
| 1190 | Buy | 04.10.2017 09:18:00 | 112.656 | 0.01 | 04.10.2017 11:31:00 | 112.677 | \$ 21.0 |
| 1385 | Buy | 04.10.2017 09:18:00 | 112.656 | 0.01 | 04.10.2017 11:31:00 | 112.677 | \$ 21.0 |
| 1191 | Buy | 04.10.2017 14:08:00 | 112.599 | 0.01 | 04.10.2017 15:55:00 | 112.621 | \$ 22.0 |
| 1386 | Buy | 04.10.2017 14:08:00 | 112.599 | 0.01 | 04.10.2017 15:55:00 | 112.621 | \$ 22.0 |
| 1192 | Buy | 04.10.2017 17:06:00 | 112.487 | 0.01 | 04.10.2017 17:13:00 | 112.507 | \$ 20.0 |
| 1387 | Buy | 04.10.2017 17:06:00 | 112.487 | 0.01 | 04.10.2017 17:13:00 | 112.507 | \$ 20.0 |
| 1194 | Buy | 04.10.2017 20:43:00 | 112.409 | 0.01 | 04.10.2017 21:20:00 | 112.48 | \$ 71.0 |
| 1193 | Buy | 04.10.2017 19:02:00 | 112.505 | 0.01 | 04.10.2017 21:20:00 | 112.48 | \$ -25.0 |
| 1389 | Buy | 04.10.2017 20:43:00 | 112.409 | 0.01 | 04.10.2017 21:20:00 | 112.48 | \$ 71.0 |
| 1388 | Buy | 04.10.2017 19:02:00 | 112.505 | 0.01 | 04.10.2017 21:20:00 | 112.48 | \$ -25.0 |
| 1592 | Buy | 04.10.2017 20:42:00 | 112.425 | 0.01 | 04.10.2017 22:02:00 | 112.587 | \$ 162.0 |
| 1591 | Buy | 04.10.2017 19:02:00 | 112.496 | 0.01 | 04.10.2017 22:02:00 | 112.587 | \$ 91.0 |
| 1590 | Buy | 04.10.2017 17:06:00 | 112.485 | 0.01 | 04.10.2017 22:02:00 | 112.587 | \$ 102.0 |
| 1589 | Buy | 04.10.2017 14:08:00 | 112.599 | 0.01 | 04.10.2017 22:02:00 | 112.587 | \$ -12.0 |
| 1588 | Buy | 04.10.2017 09:09:00 | 112.794 | 0.01 | 04.10.2017 22:02:00 | 112.587 | \$ -207.0 |
| 1593 | Sell | 04.10.2017 23:06:00 | 112.881 | 0.03 | 04.10.2017 23:09:00 | 112.856 | \$ 75.0 |
| 1594 | Sell | 05.10.2017 00:53:00 | 112.87 | 0.03 | 05.10.2017 00:55:00 | 112.844 | \$ 78.0 |
| 1195 | Sell | 05.10.2017 01:07:00 | 112.882 | 0.01 | 05.10.2017 01:09:00 | 112.862 | \$ 20.0 |
| 1390 | Sell | 05.10.2017 01:07:00 | 112.882 | 0.01 | 05.10.2017 01:09:00 | 112.862 | \$ 20.0 |
| 1196 | Sell | 05.10.2017 09:22:00 | 112.893 | 0.01 | 05.10.2017 09:30:00 | 112.869 | \$ 24.0 |
| 1391 | Sell | 05.10.2017 09:22:00 | 112.893 | 0.01 | 05.10.2017 09:30:00 | 112.869 | \$ 24.0 |
| 1595 | Sell | 05.10.2017 08:51:00 | 112.831 | 0.03 | 05.10.2017 09:50:00 | 112.806 | \$ 75.0 |
| 1596 | Buy | 05.10.2017 16:10:00 | 112.66 | 0.01 | 05.10.2017 16:16:00 | 112.688 | \$ 28.0 |
| 1597 | Buy | 05.10.2017 17:50:00 | 112.608 | 0.01 | 05.10.2017 18:14:00 | 112.634 | \$ 26.0 |
| 1198 | Buy | 05.10.2017 21:50:00 | 112.449 | 0.01 | 05.10.2017 22:15:00 | 112.515 | \$ 66.0 |
| 1197 | Buy | 05.10.2017 20:02:00 | 112.54 | 0.01 | 05.10.2017 22:15:00 | 112.515 | \$ -25.0 |
| 1393 | Buy | 05.10.2017 21:50:00 | 112.449 | 0.01 | 05.10.2017 22:15:00 | 112.515 | \$ 66.0 |
| 1392 | Buy | 05.10.2017 20:02:00 | 112.54 | 0.01 | 05.10.2017 22:15:00 | 112.515 | \$ -25.0 |
| 1599 | Buy | 05.10.2017 21:50:00 | 112.449 | 0.01 | 05.10.2017 22:15:00 | 112.522 | \$ 73.0 |
| 1598 | Buy | 05.10.2017 20:02:00 | 112.54 | 0.01 | 05.10.2017 22:15:00 | 112.522 | \$ -18.0 |
| 1600 | Sell | 06.10.2017 01:02:00 | 112.773 | 0.03 | 06.10.2017 02:07:00 | 112.747 | \$ 78.0 |
| 1199 | Sell | 06.10.2017 04:08:00 | 112.874 | 0.01 | 06.10.2017 04:16:00 | 112.853 | \$ 21.0 |
| 1394 | Sell | 06.10.2017 04:08:00 | 112.874 | 0.01 | 06.10.2017 04:16:00 | 112.853 | \$ 21.0 |
| 1601 | Sell | 06.10.2017 04:08:00 | 112.874 | 0.03 | 06.10.2017 04:18:00 | 112.844 | \$ 90.0 |
| 1602 | Sell | 06.10.2017 09:10:00 | 112.877 | 0.03 | 06.10.2017 09:28:00 | 112.851 | \$ 78.0 |
| 1200 | Sell | 06.10.2017 13:07:00 | 112.969 | 0.01 | 06.10.2017 13:48:00 | 112.948 | \$ 21.0 |
| 1395 | Sell | 06.10.2017 13:07:00 | 112.969 | 0.01 | 06.10.2017 13:48:00 | 112.948 | \$ 21.0 |
| 1201 | Sell | 06.10.2017 15:27:00 | 113.018 | 0.01 | 06.10.2017 15:54:00 | 112.996 | \$ 22.0 |
| 1396 | Sell | 06.10.2017 15:27:00 | 113.018 | 0.01 | 06.10.2017 15:54:00 | 112.996 | \$ 22.0 |
| 1202 | Sell | 06.10.2017 17:17:00 | 113.055 | 0.01 | 06.10.2017 17:29:00 | 113.034 | \$ 21.0 |
| 1397 | Sell | 06.10.2017 17:17:00 | 113.055 | 0.01 | 06.10.2017 17:29:00 | 113.034 | \$ 21.0 |
| 1605 | Sell | 06.10.2017 17:17:00 | 113.055 | 0.03 | 06.10.2017 18:48:00 | 112.981 | \$ 222.0 |
| 1604 | Sell | 06.10.2017 15:27:00 | 113.018 | 0.03 | 06.10.2017 18:48:00 | 112.981 | \$ 111.0 |
| 1603 | Sell | 06.10.2017 13:06:00 | 112.947 | 0.03 | 06.10.2017 18:48:00 | 112.981 | \$ -102.0 |
| 1606 | Sell | 06.10.2017 21:31:00 | 113.155 | 0.03 | 06.10.2017 21:35:00 | 113.13 | \$ 75.0 |
| 1023 | Sell | 06.10.2017 21:55:00 | 113.374 | 0.02 | 06.10.2017 21:57:00 | 113.328 | \$ 92.0 |
| 1022 | Sell | 06.10.2017 21:50:00 | 113.343 | 0.02 | 06.10.2017 21:57:00 | 113.328 | \$ 30.0 |
| 1021 | Sell | 06.10.2017 21:45:00 | 113.33 | 0.02 | 06.10.2017 21:57:00 | 113.328 | \$ 4.0 |
| 1024 | Sell | 06.10.2017 22:00:00 | 113.314 | 0.02 | 06.10.2017 22:01:00 | 113.29 | \$ 48.0 |
| 1025 | Sell | 06.10.2017 22:19:00 | 113.309 | 0.02 | 06.10.2017 22:21:00 | 113.288 | \$ 42.0 |
| 1027 | Sell | 06.10.2017 22:39:00 | 113.398 | 0.02 | 06.10.2017 22:44:00 | 113.363 | \$ 70.0 |
| 1026 | Sell | 06.10.2017 22:34:00 | 113.372 | 0.02 | 06.10.2017 22:44:00 | 113.363 | \$ 18.0 |
| 1203 | Sell | 06.10.2017 21:31:00 | 113.118 | 0.01 | 06.10.2017 23:35:00 | 113.094 | \$ 24.0 |
| 1398 | Sell | 06.10.2017 21:31:00 | 113.118 | 0.01 | 06.10.2017 23:35:00 | 113.094 | \$ 24.0 |
| 1607 | Buy | 07.10.2017 00:45:00 | 112.689 | 0.01 | 07.10.2017 00:46:00 | 112.717 | \$ 28.0 |
| 1204 | Buy | 07.10.2017 02:05:00 | 112.698 | 0.01 | 07.10.2017 02:14:00 | 112.719 | \$ 21.0 |
| 1399 | Buy | 07.10.2017 02:05:00 | 112.698 | 0.01 | 07.10.2017 02:14:00 | 112.719 | \$ 21.0 |
| 1608 | Buy | 07.10.2017 02:51:00 | 112.703 | 0.01 | 07.10.2017 03:27:00 | 112.729 | \$ 26.0 |

| | | | | | | | |
|------|------|---------------------|---------|------|---------------------|---------|----------|
| 1205 | Buy | 07.10.2017 05:38:00 | 112.634 | 0.01 | 07.10.2017 05:51:00 | 112.655 | \$ 21.0 |
| 1400 | Buy | 07.10.2017 05:38:00 | 112.634 | 0.01 | 07.10.2017 05:51:00 | 112.655 | \$ 21.0 |
| 1609 | Buy | 07.10.2017 05:38:00 | 112.634 | 0.01 | 07.10.2017 05:53:00 | 112.659 | \$ 25.0 |
| 1206 | Buy | 09.10.2017 11:31:00 | 112.566 | 0.01 | 09.10.2017 11:40:00 | 112.587 | \$ 21.0 |
| 1401 | Buy | 09.10.2017 11:31:00 | 112.566 | 0.02 | 09.10.2017 11:40:00 | 112.587 | \$ 42.0 |
| 1207 | Buy | 09.10.2017 13:17:00 | 112.595 | 0.01 | 09.10.2017 15:02:00 | 112.616 | \$ 21.0 |
| 1402 | Buy | 09.10.2017 13:17:00 | 112.595 | 0.02 | 09.10.2017 15:02:00 | 112.616 | \$ 42.0 |
| 1610 | Buy | 10.10.2017 04:30:00 | 112.576 | 0.01 | 10.10.2017 05:03:00 | 112.602 | \$ 26.0 |
| 1611 | Sell | 10.10.2017 09:27:00 | 112.732 | 0.03 | 10.10.2017 10:35:00 | 112.704 | \$ 84.0 |
| 1612 | Buy | 10.10.2017 15:37:00 | 112.584 | 0.01 | 10.10.2017 16:03:00 | 112.611 | \$ 27.0 |
| 1614 | Buy | 10.10.2017 19:01:00 | 112.316 | 0.01 | 10.10.2017 19:34:00 | 112.408 | \$ 92.0 |
| 1613 | Buy | 10.10.2017 17:17:00 | 112.444 | 0.01 | 10.10.2017 19:34:00 | 112.408 | \$ -36.0 |
| 1209 | Buy | 10.10.2017 18:55:00 | 112.39 | 0.01 | 10.10.2017 20:03:00 | 112.428 | \$ 38.0 |
| 1208 | Buy | 10.10.2017 17:11:00 | 112.422 | 0.01 | 10.10.2017 20:03:00 | 112.428 | \$ 6.0 |
| 1404 | Buy | 10.10.2017 18:55:00 | 112.39 | 0.01 | 10.10.2017 20:03:00 | 112.428 | \$ 38.0 |
| 1403 | Buy | 10.10.2017 17:11:00 | 112.422 | 0.01 | 10.10.2017 20:03:00 | 112.428 | \$ 6.0 |
| 1210 | Buy | 10.10.2017 20:55:00 | 112.376 | 0.01 | 10.10.2017 21:20:00 | 112.4 | \$ 24.0 |
| 1405 | Buy | 10.10.2017 20:55:00 | 112.376 | 0.01 | 10.10.2017 21:20:00 | 112.4 | \$ 24.0 |
| 1615 | Buy | 10.10.2017 20:55:00 | 112.376 | 0.01 | 10.10.2017 21:20:00 | 112.404 | \$ 28.0 |
| 1211 | Buy | 10.10.2017 22:50:00 | 112.266 | 0.01 | 11.10.2017 02:55:00 | 112.288 | \$ 25.97 |
| 1406 | Buy | 10.10.2017 22:50:00 | 112.266 | 0.01 | 11.10.2017 02:55:00 | 112.288 | \$ 25.97 |
| 1616 | Buy | 10.10.2017 22:50:00 | 112.266 | 0.01 | 11.10.2017 02:56:00 | 112.294 | \$ 31.97 |
| 1617 | Buy | 11.10.2017 09:13:00 | 112.313 | 0.01 | 11.10.2017 10:21:00 | 112.339 | \$ 26.0 |
| 1618 | Sell | 11.10.2017 11:03:00 | 112.49 | 0.03 | 11.10.2017 11:41:00 | 112.462 | \$ 84.0 |
| 1619 | Buy | 11.10.2017 16:45:00 | 112.292 | 0.01 | 11.10.2017 16:50:00 | 112.319 | \$ 27.0 |
| 1620 | Buy | 11.10.2017 18:28:00 | 112.224 | 0.01 | 11.10.2017 18:51:00 | 112.25 | \$ 26.0 |
| 1212 | Buy | 11.10.2017 21:01:00 | 112.175 | 0.01 | 11.10.2017 21:15:00 | 112.199 | \$ 24.0 |
| 1407 | Buy | 11.10.2017 21:01:00 | 112.175 | 0.01 | 11.10.2017 21:15:00 | 112.199 | \$ 24.0 |
| 1621 | Buy | 11.10.2017 20:54:00 | 112.219 | 0.01 | 11.10.2017 23:23:00 | 112.246 | \$ 27.0 |
| 1213 | Sell | 12.10.2017 03:00:00 | 112.551 | 0.01 | 12.10.2017 03:00:00 | 112.529 | \$ 22.0 |
| 1408 | Sell | 12.10.2017 03:00:00 | 112.551 | 0.01 | 12.10.2017 03:00:00 | 112.529 | \$ 22.0 |
| 1622 | Sell | 12.10.2017 02:45:00 | 112.488 | 0.03 | 12.10.2017 03:00:00 | 112.462 | \$ 78.0 |
| 1623 | Sell | 12.10.2017 05:32:00 | 112.457 | 0.03 | 12.10.2017 06:03:00 | 112.428 | \$ 87.0 |
| 1625 | Buy | 12.10.2017 16:21:00 | 112.24 | 0.01 | 12.10.2017 18:06:00 | 112.296 | \$ 56.0 |
| 1624 | Buy | 12.10.2017 14:41:00 | 112.297 | 0.01 | 12.10.2017 18:06:00 | 112.296 | \$ -1.0 |
| 1626 | Buy | 12.10.2017 21:03:00 | 112.257 | 0.01 | 12.10.2017 21:15:00 | 112.284 | \$ 27.0 |
| 1627 | Buy | 13.10.2017 00:00:00 | 112.301 | 0.01 | 13.10.2017 00:10:00 | 112.327 | \$ 26.0 |
| 1628 | Sell | 13.10.2017 01:26:00 | 112.422 | 0.03 | 13.10.2017 01:33:00 | 112.394 | \$ 84.0 |
| 1629 | Buy | 13.10.2017 02:28:00 | 112.275 | 0.01 | 13.10.2017 02:33:00 | 112.303 | \$ 28.0 |
| 1630 | Buy | 13.10.2017 09:16:00 | 112.206 | 0.01 | 13.10.2017 09:54:00 | 112.232 | \$ 26.0 |
| 1214 | Buy | 13.10.2017 11:21:00 | 112.065 | 0.01 | 13.10.2017 11:24:00 | 112.087 | \$ 22.0 |
| 1409 | Buy | 13.10.2017 11:21:00 | 112.065 | 0.01 | 13.10.2017 11:24:00 | 112.087 | \$ 22.0 |
| 1631 | Buy | 13.10.2017 11:20:00 | 112.157 | 0.01 | 13.10.2017 12:54:00 | 112.183 | \$ 26.0 |
| 1215 | Buy | 13.10.2017 14:07:00 | 112.074 | 0.01 | 13.10.2017 14:31:00 | 112.097 | \$ 23.0 |
| 1410 | Buy | 13.10.2017 14:07:00 | 112.074 | 0.01 | 13.10.2017 14:31:00 | 112.097 | \$ 23.0 |
| 1632 | Buy | 13.10.2017 15:17:00 | 112.044 | 0.01 | 13.10.2017 15:21:00 | 112.069 | \$ 25.0 |
| 1216 | Buy | 13.10.2017 15:48:00 | 111.952 | 0.01 | 13.10.2017 16:00:00 | 111.974 | \$ 22.0 |
| 1411 | Buy | 13.10.2017 15:48:00 | 111.952 | 0.01 | 13.10.2017 16:00:00 | 111.974 | \$ 22.0 |
| 1217 | Buy | 13.10.2017 21:31:00 | 111.859 | 0.01 | 13.10.2017 22:13:00 | 111.88 | \$ 21.0 |
| 1412 | Buy | 13.10.2017 21:31:00 | 111.859 | 0.01 | 13.10.2017 22:13:00 | 111.88 | \$ 21.0 |
| 1633 | Buy | 13.10.2017 22:21:00 | 111.786 | 0.01 | 13.10.2017 22:36:00 | 111.812 | \$ 26.0 |
| 1218 | Buy | 14.10.2017 01:15:00 | 111.881 | 0.01 | 14.10.2017 01:48:00 | 111.904 | \$ 23.0 |
| 1413 | Buy | 14.10.2017 01:15:00 | 111.881 | 0.02 | 14.10.2017 01:48:00 | 111.904 | \$ 46.0 |
| 1634 | Buy | 14.10.2017 01:15:00 | 111.881 | 0.03 | 14.10.2017 01:48:00 | 111.907 | \$ 78.0 |
| 1414 | Buy | 14.10.2017 02:17:00 | 111.847 | 0.01 | 14.10.2017 02:34:00 | 111.867 | \$ 20.0 |
| 1635 | Buy | 14.10.2017 02:17:00 | 111.847 | 0.01 | 14.10.2017 02:38:00 | 111.873 | \$ 26.0 |
| 1219 | Buy | 16.10.2017 07:00:00 | 111.869 | 0.01 | 16.10.2017 07:10:00 | 111.894 | \$ 25.0 |
| 1415 | Buy | 16.10.2017 07:00:00 | 111.869 | 0.02 | 16.10.2017 07:10:00 | 111.894 | \$ 50.0 |
| 1636 | Buy | 16.10.2017 07:00:00 | 111.869 | 0.03 | 16.10.2017 07:10:00 | 111.894 | \$ 75.0 |
| 1637 | Sell | 16.10.2017 10:01:00 | 112.073 | 0.03 | 16.10.2017 10:11:00 | 112.047 | \$ 78.0 |

| | | | | | | | |
|------|------|---------------------|---------|------|---------------------|---------|-------------|
| 1220 | Buy | 16.10.2017 16:22:00 | 111.707 | 0.01 | 16.10.2017 16:43:00 | 111.728 | \$ 21.0 |
| 1416 | Buy | 16.10.2017 16:22:00 | 111.707 | 0.01 | 16.10.2017 16:43:00 | 111.728 | \$ 21.0 |
| 1640 | Buy | 16.10.2017 23:35:00 | 111.721 | 0.01 | 17.10.2017 02:17:00 | 111.804 | \$ 86.97 |
| 1639 | Buy | 16.10.2017 23:25:00 | 111.764 | 0.03 | 17.10.2017 02:17:00 | 111.804 | \$ 131.91 |
| 1638 | Buy | 16.10.2017 15:06:00 | 111.882 | 0.01 | 17.10.2017 02:17:00 | 111.804 | \$ -74.03 |
| 1641 | Sell | 17.10.2017 03:15:00 | 112.123 | 0.03 | 17.10.2017 03:17:00 | 112.096 | \$ 81.0 |
| 1028 | Sell | 17.10.2017 04:03:00 | 112.253 | 0.02 | 17.10.2017 04:20:00 | 112.23 | \$ 46.0 |
| 1221 | Sell | 17.10.2017 04:03:00 | 112.232 | 0.01 | 17.10.2017 04:20:00 | 112.208 | \$ 24.0 |
| 1417 | Sell | 17.10.2017 04:03:00 | 112.232 | 0.01 | 17.10.2017 04:20:00 | 112.208 | \$ 24.0 |
| 1222 | Sell | 17.10.2017 08:08:00 | 112.213 | 0.01 | 17.10.2017 09:00:00 | 112.192 | \$ 21.0 |
| 1418 | Sell | 17.10.2017 08:08:00 | 112.213 | 0.01 | 17.10.2017 09:00:00 | 112.192 | \$ 21.0 |
| 1642 | Sell | 17.10.2017 08:08:00 | 112.213 | 0.03 | 17.10.2017 10:17:00 | 112.187 | \$ 78.0 |
| 1223 | Sell | 17.10.2017 15:33:00 | 112.252 | 0.01 | 17.10.2017 15:38:00 | 112.23 | \$ 22.0 |
| 1419 | Sell | 17.10.2017 15:33:00 | 112.252 | 0.01 | 17.10.2017 15:38:00 | 112.23 | \$ 22.0 |
| 1643 | Sell | 17.10.2017 15:32:00 | 112.222 | 0.03 | 17.10.2017 16:10:00 | 112.195 | \$ 81.0 |
| 1029 | Sell | 17.10.2017 22:00:00 | 112.45 | 0.02 | 17.10.2017 22:10:00 | 112.429 | \$ 42.0 |
| 1224 | Sell | 17.10.2017 21:35:00 | 112.357 | 0.01 | 17.10.2017 22:36:00 | 112.334 | \$ 23.0 |
| 1420 | Sell | 17.10.2017 21:35:00 | 112.357 | 0.01 | 17.10.2017 22:36:00 | 112.334 | \$ 23.0 |
| 1644 | Sell | 17.10.2017 21:32:00 | 112.31 | 0.03 | 17.10.2017 23:45:00 | 112.284 | \$ 78.0 |
| 1645 | Buy | 18.10.2017 09:37:00 | 112.152 | 0.01 | 18.10.2017 09:44:00 | 112.177 | \$ 25.0 |
| 1225 | Sell | 18.10.2017 16:03:00 | 112.431 | 0.01 | 18.10.2017 16:13:00 | 112.41 | \$ 21.0 |
| 1421 | Sell | 18.10.2017 16:03:00 | 112.431 | 0.01 | 18.10.2017 16:13:00 | 112.41 | \$ 21.0 |
| 1428 | Sell | 19.10.2017 07:58:00 | 113.063 | 0.01 | 19.10.2017 09:33:00 | 112.896 | \$ 167.0 |
| 1427 | Sell | 19.10.2017 07:21:00 | 113.017 | 0.02 | 19.10.2017 09:33:00 | 112.896 | \$ 242.0 |
| 1426 | Sell | 19.10.2017 03:09:00 | 112.942 | 0.02 | 19.10.2017 09:33:00 | 112.896 | \$ 92.0 |
| 1425 | Sell | 18.10.2017 23:57:00 | 112.982 | 0.01 | 19.10.2017 09:33:00 | 112.896 | \$ 56.51 |
| 1424 | Sell | 18.10.2017 21:51:00 | 112.886 | 0.01 | 19.10.2017 09:33:00 | 112.896 | \$ -39.49 |
| 1423 | Sell | 18.10.2017 20:04:00 | 112.807 | 0.01 | 19.10.2017 09:33:00 | 112.896 | \$ -118.49 |
| 1422 | Sell | 18.10.2017 17:43:00 | 112.598 | 0.01 | 19.10.2017 09:33:00 | 112.896 | \$ -327.49 |
| 1429 | Sell | 19.10.2017 11:10:00 | 113.014 | 0.02 | 19.10.2017 11:23:00 | 112.993 | \$ 42.0 |
| 1430 | Sell | 19.10.2017 15:29:00 | 113.102 | 0.01 | 19.10.2017 15:39:00 | 113.081 | \$ 21.0 |
| 1233 | Sell | 19.10.2017 15:29:00 | 113.102 | 0.01 | 19.10.2017 16:28:00 | 112.898 | \$ 204.0 |
| 1232 | Sell | 19.10.2017 11:10:00 | 113.014 | 0.01 | 19.10.2017 16:28:00 | 112.898 | \$ 116.0 |
| 1231 | Sell | 19.10.2017 07:21:00 | 113.017 | 0.01 | 19.10.2017 16:28:00 | 112.898 | \$ 119.0 |
| 1230 | Sell | 19.10.2017 03:09:00 | 112.942 | 0.01 | 19.10.2017 16:28:00 | 112.898 | \$ 44.0 |
| 1229 | Sell | 18.10.2017 23:57:00 | 112.982 | 0.01 | 19.10.2017 16:28:00 | 112.898 | \$ 54.51 |
| 1228 | Sell | 18.10.2017 21:51:00 | 112.886 | 0.01 | 19.10.2017 16:28:00 | 112.898 | \$ -41.49 |
| 1227 | Sell | 18.10.2017 20:04:00 | 112.807 | 0.01 | 19.10.2017 16:28:00 | 112.898 | \$ -120.49 |
| 1226 | Sell | 18.10.2017 17:43:00 | 112.598 | 0.01 | 19.10.2017 16:28:00 | 112.898 | \$ -329.49 |
| 1655 | Sell | 19.10.2017 15:23:00 | 113.075 | 0.03 | 19.10.2017 16:44:00 | 112.803 | \$ 816.0 |
| 1654 | Sell | 19.10.2017 14:00:00 | 112.992 | 0.05 | 19.10.2017 16:44:00 | 112.803 | \$ 945.0 |
| 1653 | Sell | 19.10.2017 07:58:00 | 113.063 | 0.03 | 19.10.2017 16:44:00 | 112.803 | \$ 780.0 |
| 1652 | Sell | 19.10.2017 07:21:00 | 113.017 | 0.05 | 19.10.2017 16:44:00 | 112.803 | \$ 1070.0 |
| 1651 | Sell | 18.10.2017 23:57:00 | 112.982 | 0.03 | 19.10.2017 16:44:00 | 112.803 | \$ 448.53 |
| 1650 | Sell | 18.10.2017 21:51:00 | 112.886 | 0.03 | 19.10.2017 16:44:00 | 112.803 | \$ 160.53 |
| 1649 | Sell | 18.10.2017 20:04:00 | 112.807 | 0.03 | 19.10.2017 16:44:00 | 112.803 | \$ -76.47 |
| 1648 | Sell | 18.10.2017 17:36:00 | 112.564 | 0.03 | 19.10.2017 16:44:00 | 112.803 | \$ -805.47 |
| 1647 | Sell | 18.10.2017 15:54:00 | 112.401 | 0.03 | 19.10.2017 16:44:00 | 112.803 | \$ -1294.47 |
| 1646 | Sell | 18.10.2017 14:14:00 | 112.298 | 0.03 | 19.10.2017 16:44:00 | 112.803 | \$ -1603.47 |
| 1234 | Buy | 19.10.2017 17:00:00 | 112.628 | 0.01 | 19.10.2017 17:04:00 | 112.649 | \$ 21.0 |
| 1431 | Buy | 19.10.2017 17:00:00 | 112.628 | 0.01 | 19.10.2017 17:04:00 | 112.649 | \$ 21.0 |
| 1656 | Buy | 19.10.2017 16:57:00 | 112.695 | 0.01 | 19.10.2017 18:05:00 | 112.723 | \$ 28.0 |
| 1236 | Buy | 19.10.2017 20:49:00 | 112.491 | 0.01 | 19.10.2017 22:18:00 | 112.593 | \$ 102.0 |
| 1235 | Buy | 19.10.2017 19:09:00 | 112.655 | 0.01 | 19.10.2017 22:18:00 | 112.593 | \$ -62.0 |
| 1433 | Buy | 19.10.2017 20:49:00 | 112.491 | 0.01 | 19.10.2017 22:18:00 | 112.593 | \$ 102.0 |
| 1432 | Buy | 19.10.2017 19:09:00 | 112.655 | 0.01 | 19.10.2017 22:18:00 | 112.593 | \$ -62.0 |
| 1658 | Buy | 19.10.2017 20:49:00 | 112.491 | 0.01 | 19.10.2017 22:19:00 | 112.602 | \$ 111.0 |
| 1657 | Buy | 19.10.2017 19:09:00 | 112.655 | 0.01 | 19.10.2017 22:19:00 | 112.602 | \$ -53.0 |
| 1237 | Buy | 19.10.2017 22:48:00 | 112.445 | 0.01 | 19.10.2017 23:18:00 | 112.466 | \$ 21.0 |
| 1434 | Buy | 19.10.2017 22:48:00 | 112.445 | 0.01 | 19.10.2017 23:18:00 | 112.466 | \$ 21.0 |

| | | | | | | | |
|------|------|---------------------|---------|------|---------------------|---------|-----------|
| 1659 | Buy | 19.10.2017 22:48:00 | 112.445 | 0.01 | 19.10.2017 23:21:00 | 112.471 | \$ 26.0 |
| 1238 | Buy | 20.10.2017 04:57:00 | 112.492 | 0.01 | 20.10.2017 04:58:00 | 112.513 | \$ 21.0 |
| 1435 | Buy | 20.10.2017 04:57:00 | 112.492 | 0.02 | 20.10.2017 04:58:00 | 112.513 | \$ 42.0 |
| 1436 | Buy | 20.10.2017 05:17:00 | 112.471 | 0.01 | 20.10.2017 05:17:00 | 112.492 | \$ 21.0 |
| 1660 | Sell | 20.10.2017 09:55:00 | 112.735 | 0.03 | 20.10.2017 10:03:00 | 112.707 | \$ 84.0 |
| 1030 | Sell | 20.10.2017 10:56:00 | 113.137 | 0.02 | 20.10.2017 10:56:00 | 113.116 | \$ 42.0 |
| 1034 | Sell | 20.10.2017 11:16:00 | 113.2 | 0.02 | 20.10.2017 11:19:00 | 113.196 | \$ 8.0 |
| 1033 | Sell | 20.10.2017 11:11:00 | 113.228 | 0.02 | 20.10.2017 11:19:00 | 113.196 | \$ 64.0 |
| 1032 | Sell | 20.10.2017 11:06:00 | 113.261 | 0.02 | 20.10.2017 11:19:00 | 113.196 | \$ 130.0 |
| 1031 | Sell | 20.10.2017 11:01:00 | 113.187 | 0.02 | 20.10.2017 11:19:00 | 113.196 | \$ -18.0 |
| 1036 | Sell | 20.10.2017 11:26:00 | 113.216 | 0.02 | 20.10.2017 11:31:00 | 113.181 | \$ 70.0 |
| 1035 | Sell | 20.10.2017 11:21:00 | 113.187 | 0.02 | 20.10.2017 11:31:00 | 113.181 | \$ 12.0 |
| 1661 | Sell | 20.10.2017 11:39:00 | 113.261 | 0.03 | 20.10.2017 11:48:00 | 113.232 | \$ 87.0 |
| 1039 | Sell | 20.10.2017 11:43:00 | 113.265 | 0.02 | 20.10.2017 11:49:00 | 113.21 | \$ 110.0 |
| 1038 | Sell | 20.10.2017 11:36:00 | 113.233 | 0.02 | 20.10.2017 11:49:00 | 113.21 | \$ 46.0 |
| 1037 | Sell | 20.10.2017 11:31:00 | 113.2 | 0.02 | 20.10.2017 11:49:00 | 113.21 | \$ -20.0 |
| 1662 | Sell | 20.10.2017 14:38:00 | 113.24 | 0.03 | 20.10.2017 14:49:00 | 113.214 | \$ 78.0 |
| 1666 | Sell | 20.10.2017 19:05:00 | 113.394 | 0.05 | 20.10.2017 19:58:00 | 113.315 | \$ 395.0 |
| 1665 | Sell | 20.10.2017 19:00:00 | 113.42 | 0.03 | 20.10.2017 19:58:00 | 113.315 | \$ 315.0 |
| 1664 | Sell | 20.10.2017 16:23:00 | 113.3 | 0.03 | 20.10.2017 19:58:00 | 113.315 | \$ -45.0 |
| 1663 | Sell | 20.10.2017 16:15:00 | 113.268 | 0.05 | 20.10.2017 19:58:00 | 113.315 | \$ -235.0 |
| 1442 | Sell | 20.10.2017 19:05:00 | 113.394 | 0.02 | 20.10.2017 20:17:00 | 113.256 | \$ 276.0 |
| 1441 | Sell | 20.10.2017 19:00:00 | 113.42 | 0.01 | 20.10.2017 20:17:00 | 113.256 | \$ 164.0 |
| 1440 | Sell | 20.10.2017 16:23:00 | 113.3 | 0.01 | 20.10.2017 20:17:00 | 113.256 | \$ 44.0 |
| 1439 | Sell | 20.10.2017 16:15:00 | 113.268 | 0.02 | 20.10.2017 20:17:00 | 113.256 | \$ 24.0 |
| 1438 | Sell | 20.10.2017 14:38:00 | 113.24 | 0.01 | 20.10.2017 20:17:00 | 113.256 | \$ -16.0 |
| 1437 | Sell | 20.10.2017 10:35:00 | 112.926 | 0.01 | 20.10.2017 20:17:00 | 113.256 | \$ -330.0 |
| 1242 | Sell | 20.10.2017 19:00:00 | 113.415 | 0.01 | 20.10.2017 20:39:00 | 113.186 | \$ 229.0 |
| 1241 | Sell | 20.10.2017 16:18:00 | 113.254 | 0.01 | 20.10.2017 20:39:00 | 113.186 | \$ 68.0 |
| 1240 | Sell | 20.10.2017 14:38:00 | 113.24 | 0.01 | 20.10.2017 20:39:00 | 113.186 | \$ 54.0 |
| 1239 | Sell | 20.10.2017 10:35:00 | 112.926 | 0.01 | 20.10.2017 20:39:00 | 113.186 | \$ -260.0 |
| 1668 | Sell | 20.10.2017 22:58:00 | 113.485 | 0.03 | 20.10.2017 23:27:00 | 113.398 | \$ 261.0 |
| 1667 | Sell | 20.10.2017 22:24:00 | 113.387 | 0.05 | 20.10.2017 23:27:00 | 113.398 | \$ -55.0 |
| 1669 | Sell | 21.10.2017 00:38:00 | 113.527 | 0.03 | 21.10.2017 01:02:00 | 113.499 | \$ 84.0 |
| 1244 | Sell | 21.10.2017 00:23:00 | 113.476 | 0.01 | 21.10.2017 01:10:00 | 113.35 | \$ 126.0 |
| 1243 | Sell | 20.10.2017 21:43:00 | 113.269 | 0.01 | 21.10.2017 01:10:00 | 113.35 | \$ -81.0 |
| 1445 | Sell | 21.10.2017 00:38:00 | 113.527 | 0.01 | 21.10.2017 01:10:00 | 113.366 | \$ 161.0 |
| 1444 | Sell | 20.10.2017 22:58:00 | 113.485 | 0.01 | 21.10.2017 01:10:00 | 113.366 | \$ 119.0 |
| 1443 | Sell | 20.10.2017 21:43:00 | 113.269 | 0.02 | 21.10.2017 01:10:00 | 113.366 | \$ -194.0 |
| 1245 | Sell | 21.10.2017 03:06:00 | 113.535 | 0.01 | 21.10.2017 03:11:00 | 113.512 | \$ 23.0 |
| 1446 | Sell | 21.10.2017 03:06:00 | 113.535 | 0.02 | 21.10.2017 03:11:00 | 113.512 | \$ 46.0 |
| 1670 | Sell | 21.10.2017 03:06:00 | 113.535 | 0.05 | 21.10.2017 03:11:00 | 113.509 | \$ 130.0 |
| 1040 | Sell | 23.10.2017 07:00:00 | 113.833 | 0.02 | 23.10.2017 07:00:00 | 113.81 | \$ 46.0 |
| 1042 | Sell | 23.10.2017 07:10:00 | 113.926 | 0.02 | 23.10.2017 07:10:00 | 113.904 | \$ 44.0 |
| 1041 | Sell | 23.10.2017 07:05:00 | 113.927 | 0.02 | 23.10.2017 07:10:00 | 113.904 | \$ 46.0 |
| 1047 | Sell | 23.10.2017 07:35:00 | 113.87 | 0.02 | 23.10.2017 07:35:00 | 113.874 | \$ -8.0 |
| 1046 | Sell | 23.10.2017 07:30:00 | 113.92 | 0.02 | 23.10.2017 07:35:00 | 113.874 | \$ 92.0 |
| 1045 | Sell | 23.10.2017 07:25:00 | 113.888 | 0.02 | 23.10.2017 07:35:00 | 113.874 | \$ 28.0 |
| 1044 | Sell | 23.10.2017 07:20:00 | 113.907 | 0.02 | 23.10.2017 07:35:00 | 113.874 | \$ 66.0 |
| 1043 | Sell | 23.10.2017 07:15:00 | 113.893 | 0.02 | 23.10.2017 07:35:00 | 113.874 | \$ 38.0 |
| 1246 | Sell | 23.10.2017 07:01:00 | 113.859 | 0.01 | 23.10.2017 07:49:00 | 113.837 | \$ 22.0 |
| 1447 | Sell | 23.10.2017 07:01:00 | 113.859 | 0.01 | 23.10.2017 07:49:00 | 113.837 | \$ 22.0 |
| 1671 | Sell | 23.10.2017 07:01:00 | 113.859 | 0.03 | 23.10.2017 07:50:00 | 113.832 | \$ 81.0 |
| 1048 | Sell | 23.10.2017 08:54:00 | 114.093 | 0.02 | 23.10.2017 08:58:00 | 114.072 | \$ 42.0 |
| 1247 | Sell | 23.10.2017 08:41:00 | 113.992 | 0.01 | 23.10.2017 09:02:00 | 113.97 | \$ 22.0 |
| 1448 | Sell | 23.10.2017 08:41:00 | 113.992 | 0.01 | 23.10.2017 09:02:00 | 113.97 | \$ 22.0 |
| 1672 | Sell | 23.10.2017 08:41:00 | 113.992 | 0.03 | 23.10.2017 09:05:00 | 113.966 | \$ 78.0 |
| 1248 | Sell | 23.10.2017 16:09:00 | 113.782 | 0.01 | 23.10.2017 16:40:00 | 113.759 | \$ 23.0 |
| 1449 | Sell | 23.10.2017 16:09:00 | 113.782 | 0.02 | 23.10.2017 16:40:00 | 113.759 | \$ 46.0 |
| 1249 | Sell | 23.10.2017 17:49:00 | 113.871 | 0.01 | 23.10.2017 18:00:00 | 113.849 | \$ 22.0 |

| | | | | | | | |
|------|------|---------------------|---------|------|---------------------|---------|-----------|
| 1450 | Sell | 23.10.2017 17:40:00 | 113.854 | 0.01 | 23.10.2017 18:11:00 | 113.832 | \$ 22.0 |
| 1674 | Sell | 23.10.2017 17:40:00 | 113.854 | 0.03 | 23.10.2017 21:11:00 | 113.805 | \$ 147.0 |
| 1673 | Sell | 23.10.2017 17:30:00 | 113.819 | 0.05 | 23.10.2017 21:11:00 | 113.805 | \$ 70.0 |
| 1675 | Buy | 24.10.2017 00:57:00 | 113.654 | 0.01 | 24.10.2017 01:22:00 | 113.68 | \$ 26.0 |
| 1250 | Buy | 24.10.2017 04:43:00 | 113.446 | 0.01 | 24.10.2017 04:45:00 | 113.468 | \$ 22.0 |
| 1451 | Buy | 24.10.2017 04:43:00 | 113.446 | 0.01 | 24.10.2017 04:45:00 | 113.468 | \$ 22.0 |
| 1454 | Buy | 24.10.2017 12:39:00 | 113.296 | 0.02 | 24.10.2017 13:06:00 | 113.357 | \$ 122.0 |
| 1453 | Buy | 24.10.2017 10:00:00 | 113.317 | 0.01 | 24.10.2017 13:06:00 | 113.357 | \$ 40.0 |
| 1452 | Buy | 24.10.2017 07:50:00 | 113.436 | 0.01 | 24.10.2017 13:06:00 | 113.357 | \$ -79.0 |
| 1253 | Buy | 24.10.2017 12:39:00 | 113.296 | 0.01 | 24.10.2017 13:10:00 | 113.372 | \$ 76.0 |
| 1252 | Buy | 24.10.2017 10:00:00 | 113.317 | 0.01 | 24.10.2017 13:10:00 | 113.372 | \$ 55.0 |
| 1251 | Buy | 24.10.2017 07:50:00 | 113.436 | 0.01 | 24.10.2017 13:10:00 | 113.372 | \$ -64.0 |
| 1679 | Buy | 24.10.2017 12:39:00 | 113.296 | 0.03 | 24.10.2017 14:29:00 | 113.406 | \$ 330.0 |
| 1678 | Buy | 24.10.2017 10:00:00 | 113.317 | 0.01 | 24.10.2017 14:29:00 | 113.406 | \$ 89.0 |
| 1677 | Buy | 24.10.2017 07:50:00 | 113.436 | 0.01 | 24.10.2017 14:29:00 | 113.406 | \$ -30.0 |
| 1676 | Buy | 24.10.2017 04:29:00 | 113.642 | 0.01 | 24.10.2017 14:29:00 | 113.406 | \$ -236.0 |
| 1680 | Sell | 24.10.2017 16:03:00 | 113.633 | 0.03 | 24.10.2017 17:40:00 | 113.604 | \$ 87.0 |
| 1254 | Sell | 24.10.2017 18:11:00 | 113.694 | 0.01 | 24.10.2017 18:38:00 | 113.671 | \$ 23.0 |
| 1455 | Sell | 24.10.2017 18:11:00 | 113.694 | 0.01 | 24.10.2017 18:38:00 | 113.671 | \$ 23.0 |
| 1681 | Sell | 24.10.2017 18:11:00 | 113.694 | 0.03 | 24.10.2017 18:38:00 | 113.668 | \$ 78.0 |
| 1049 | Sell | 24.10.2017 21:02:00 | 113.944 | 0.02 | 24.10.2017 21:09:00 | 113.922 | \$ 44.0 |
| 1256 | Sell | 24.10.2017 22:26:00 | 113.938 | 0.01 | 24.10.2017 22:44:00 | 113.831 | \$ 107.0 |
| 1255 | Sell | 24.10.2017 20:45:00 | 113.769 | 0.01 | 24.10.2017 22:44:00 | 113.831 | \$ -62.0 |
| 1457 | Sell | 24.10.2017 22:26:00 | 113.938 | 0.01 | 24.10.2017 22:44:00 | 113.831 | \$ 107.0 |
| 1456 | Sell | 24.10.2017 20:45:00 | 113.769 | 0.01 | 24.10.2017 22:44:00 | 113.831 | \$ -62.0 |
| 1683 | Sell | 24.10.2017 22:26:00 | 113.938 | 0.03 | 24.10.2017 22:44:00 | 113.828 | \$ 330.0 |
| 1682 | Sell | 24.10.2017 20:45:00 | 113.769 | 0.03 | 24.10.2017 22:44:00 | 113.828 | \$ -177.0 |
| 1257 | Sell | 25.10.2017 00:46:00 | 113.993 | 0.01 | 25.10.2017 00:50:00 | 113.972 | \$ 21.0 |
| 1458 | Sell | 25.10.2017 00:46:00 | 113.993 | 0.01 | 25.10.2017 00:50:00 | 113.972 | \$ 21.0 |
| 1684 | Sell | 25.10.2017 00:46:00 | 113.993 | 0.03 | 25.10.2017 00:53:00 | 113.967 | \$ 78.0 |
| 1685 | Sell | 25.10.2017 12:32:00 | 113.946 | 0.03 | 25.10.2017 14:01:00 | 113.919 | \$ 81.0 |
| 1686 | Sell | 25.10.2017 15:44:00 | 113.917 | 0.05 | 25.10.2017 15:47:00 | 113.889 | \$ 140.0 |
| 1687 | Sell | 25.10.2017 16:42:00 | 113.92 | 0.03 | 25.10.2017 16:51:00 | 113.895 | \$ 75.0 |
| 1258 | Sell | 25.10.2017 17:58:00 | 114.146 | 0.01 | 25.10.2017 18:06:00 | 114.121 | \$ 25.0 |
| 1459 | Sell | 25.10.2017 17:58:00 | 114.146 | 0.01 | 25.10.2017 18:06:00 | 114.121 | \$ 25.0 |
| 1050 | Sell | 25.10.2017 18:26:00 | 114.229 | 0.02 | 25.10.2017 18:28:00 | 114.208 | \$ 42.0 |
| 1688 | Sell | 25.10.2017 18:23:00 | 114.176 | 0.03 | 25.10.2017 19:49:00 | 114.151 | \$ 75.0 |
| 1259 | Sell | 25.10.2017 21:30:00 | 114.201 | 0.01 | 25.10.2017 21:31:00 | 114.179 | \$ 22.0 |
| 1460 | Sell | 25.10.2017 21:30:00 | 114.201 | 0.01 | 25.10.2017 21:31:00 | 114.179 | \$ 22.0 |
| 1689 | Sell | 25.10.2017 21:30:00 | 114.201 | 0.03 | 25.10.2017 21:31:00 | 114.173 | \$ 84.0 |
| 1461 | Sell | 25.10.2017 21:35:00 | 114.164 | 0.02 | 25.10.2017 21:56:00 | 114.141 | \$ 46.0 |
| 1690 | Sell | 25.10.2017 21:35:00 | 114.164 | 0.05 | 25.10.2017 21:56:00 | 114.137 | \$ 135.0 |
| 1260 | Buy | 26.10.2017 00:05:00 | 113.646 | 0.01 | 26.10.2017 00:25:00 | 113.67 | \$ 24.0 |
| 1462 | Buy | 26.10.2017 00:05:00 | 113.646 | 0.01 | 26.10.2017 00:25:00 | 113.67 | \$ 24.0 |
| 1692 | Buy | 26.10.2017 00:56:00 | 113.67 | 0.01 | 26.10.2017 02:40:00 | 113.745 | \$ 75.0 |
| 1691 | Buy | 25.10.2017 23:16:00 | 113.768 | 0.01 | 26.10.2017 02:40:00 | 113.745 | \$ -11.09 |
| 1693 | Buy | 26.10.2017 07:34:00 | 113.592 | 0.01 | 26.10.2017 07:37:00 | 113.618 | \$ 26.0 |
| 1262 | Buy | 26.10.2017 08:56:00 | 113.584 | 0.01 | 26.10.2017 09:14:00 | 113.664 | \$ 80.0 |
| 1261 | Buy | 26.10.2017 06:05:00 | 113.702 | 0.01 | 26.10.2017 09:14:00 | 113.664 | \$ -38.0 |
| 1464 | Buy | 26.10.2017 07:30:00 | 113.648 | 0.01 | 26.10.2017 09:23:00 | 113.706 | \$ 58.0 |
| 1463 | Buy | 26.10.2017 06:05:00 | 113.702 | 0.02 | 26.10.2017 09:23:00 | 113.706 | \$ 8.0 |
| 1465 | Buy | 26.10.2017 09:55:00 | 113.573 | 0.01 | 26.10.2017 09:55:00 | 113.594 | \$ 21.0 |
| 1694 | Buy | 26.10.2017 09:55:00 | 113.573 | 0.01 | 26.10.2017 09:56:00 | 113.602 | \$ 29.0 |
| 1263 | Buy | 26.10.2017 10:36:00 | 113.464 | 0.01 | 26.10.2017 11:45:00 | 113.485 | \$ 21.0 |
| 1264 | Buy | 26.10.2017 14:18:00 | 113.439 | 0.01 | 26.10.2017 14:53:00 | 113.461 | \$ 22.0 |
| 1466 | Buy | 26.10.2017 14:18:00 | 113.439 | 0.01 | 26.10.2017 14:53:00 | 113.461 | \$ 22.0 |
| 1695 | Buy | 26.10.2017 14:18:00 | 113.439 | 0.01 | 26.10.2017 14:55:00 | 113.465 | \$ 26.0 |
| 1696 | Sell | 26.10.2017 17:00:00 | 113.772 | 0.03 | 26.10.2017 17:21:00 | 113.745 | \$ 81.0 |
| 1697 | Sell | 26.10.2017 20:57:00 | 113.731 | 0.03 | 26.10.2017 21:59:00 | 113.704 | \$ 81.0 |
| 1698 | Sell | 26.10.2017 22:37:00 | 113.793 | 0.03 | 26.10.2017 23:21:00 | 113.766 | \$ 81.0 |

| | | | | | | | |
|------|------|---------------------|---------|------|---------------------|---------|------------|
| 1265 | Sell | 26.10.2017 23:41:00 | 113.865 | 0.01 | 27.10.2017 00:18:00 | 113.842 | \$ 13.17 |
| 1467 | Sell | 26.10.2017 23:41:00 | 113.865 | 0.01 | 27.10.2017 00:18:00 | 113.842 | \$ 13.17 |
| 1699 | Sell | 27.10.2017 03:13:00 | 114.034 | 0.03 | 27.10.2017 03:15:00 | 114.008 | \$ 78.0 |
| 1700 | Sell | 27.10.2017 05:06:00 | 114.027 | 0.03 | 27.10.2017 05:58:00 | 113.999 | \$ 84.0 |
| 1704 | Sell | 27.10.2017 15:40:00 | 114.297 | 0.03 | 27.10.2017 16:59:00 | 114.122 | \$ 525.0 |
| 1703 | Sell | 27.10.2017 10:00:00 | 114.124 | 0.05 | 27.10.2017 16:59:00 | 114.122 | \$ 10.0 |
| 1702 | Sell | 27.10.2017 09:55:00 | 114.141 | 0.03 | 27.10.2017 16:59:00 | 114.122 | \$ 57.0 |
| 1701 | Sell | 27.10.2017 07:26:00 | 114.05 | 0.03 | 27.10.2017 16:59:00 | 114.122 | \$ -216.0 |
| 1271 | Sell | 27.10.2017 15:45:00 | 114.28 | 0.01 | 27.10.2017 17:00:00 | 114.074 | \$ 206.0 |
| 1270 | Sell | 27.10.2017 14:05:00 | 114.176 | 0.01 | 27.10.2017 17:00:00 | 114.074 | \$ 102.0 |
| 1269 | Sell | 27.10.2017 09:55:00 | 114.141 | 0.01 | 27.10.2017 17:00:00 | 114.074 | \$ 67.0 |
| 1268 | Sell | 27.10.2017 07:26:00 | 114.05 | 0.01 | 27.10.2017 17:00:00 | 114.074 | \$ -24.0 |
| 1267 | Sell | 27.10.2017 05:06:00 | 114.027 | 0.01 | 27.10.2017 17:00:00 | 114.074 | \$ -47.0 |
| 1266 | Sell | 27.10.2017 02:31:00 | 113.902 | 0.01 | 27.10.2017 17:00:00 | 114.074 | \$ -172.0 |
| 1474 | Sell | 27.10.2017 15:40:00 | 114.297 | 0.01 | 27.10.2017 17:00:00 | 114.092 | \$ 205.0 |
| 1473 | Sell | 27.10.2017 14:05:00 | 114.176 | 0.02 | 27.10.2017 17:00:00 | 114.092 | \$ 168.0 |
| 1472 | Sell | 27.10.2017 10:00:00 | 114.124 | 0.02 | 27.10.2017 17:00:00 | 114.092 | \$ 64.0 |
| 1471 | Sell | 27.10.2017 09:55:00 | 114.141 | 0.01 | 27.10.2017 17:00:00 | 114.092 | \$ 49.0 |
| 1470 | Sell | 27.10.2017 07:26:00 | 114.05 | 0.01 | 27.10.2017 17:00:00 | 114.092 | \$ -42.0 |
| 1469 | Sell | 27.10.2017 05:06:00 | 114.027 | 0.01 | 27.10.2017 17:00:00 | 114.092 | \$ -65.0 |
| 1468 | Sell | 27.10.2017 02:31:00 | 113.902 | 0.01 | 27.10.2017 17:00:00 | 114.092 | \$ -190.0 |
| 1272 | Sell | 27.10.2017 21:31:00 | 114.397 | 0.01 | 27.10.2017 21:31:00 | 114.377 | \$ 20.0 |
| 1475 | Sell | 27.10.2017 21:31:00 | 114.397 | 0.01 | 27.10.2017 21:31:00 | 114.377 | \$ 20.0 |
| 1705 | Sell | 27.10.2017 21:31:00 | 114.397 | 0.03 | 27.10.2017 21:33:00 | 114.372 | \$ 75.0 |
| 1706 | Buy | 27.10.2017 23:02:00 | 113.815 | 0.01 | 27.10.2017 23:02:00 | 113.842 | \$ 27.0 |
| 1275 | Buy | 30.10.2017 12:11:00 | 113.579 | 0.01 | 30.10.2017 16:28:00 | 113.732 | \$ 153.0 |
| 1274 | Buy | 30.10.2017 10:00:00 | 113.698 | 0.01 | 30.10.2017 16:28:00 | 113.732 | \$ 34.0 |
| 1273 | Buy | 28.10.2017 03:15:00 | 113.858 | 0.01 | 30.10.2017 16:28:00 | 113.732 | \$ -122.03 |
| 1478 | Buy | 30.10.2017 10:54:00 | 113.648 | 0.01 | 30.10.2017 16:53:00 | 113.746 | \$ 98.0 |
| 1477 | Buy | 30.10.2017 10:00:00 | 113.698 | 0.02 | 30.10.2017 16:53:00 | 113.746 | \$ 96.0 |
| 1476 | Buy | 28.10.2017 03:15:00 | 113.858 | 0.01 | 30.10.2017 16:53:00 | 113.746 | \$ -108.03 |
| 1276 | Buy | 30.10.2017 18:14:00 | 113.574 | 0.01 | 30.10.2017 18:47:00 | 113.596 | \$ 22.0 |
| 1479 | Buy | 30.10.2017 18:14:00 | 113.574 | 0.01 | 30.10.2017 18:47:00 | 113.596 | \$ 22.0 |
| 1277 | Buy | 30.10.2017 22:17:00 | 113.481 | 0.01 | 30.10.2017 23:29:00 | 113.501 | \$ 20.0 |
| 1480 | Buy | 30.10.2017 22:17:00 | 113.481 | 0.01 | 30.10.2017 23:29:00 | 113.501 | \$ 20.0 |
| 1278 | Buy | 30.10.2017 23:57:00 | 113.456 | 0.01 | 31.10.2017 00:15:00 | 113.478 | \$ 25.97 |
| 1481 | Buy | 30.10.2017 23:57:00 | 113.456 | 0.01 | 31.10.2017 00:15:00 | 113.478 | \$ 25.97 |
| 1279 | Buy | 31.10.2017 01:39:00 | 113.054 | 0.01 | 31.10.2017 01:41:00 | 113.076 | \$ 22.0 |
| 1482 | Buy | 31.10.2017 01:39:00 | 113.054 | 0.01 | 31.10.2017 01:41:00 | 113.076 | \$ 22.0 |
| 1280 | Buy | 31.10.2017 04:14:00 | 113.13 | 0.01 | 31.10.2017 04:47:00 | 113.151 | \$ 21.0 |
| 1483 | Buy | 31.10.2017 04:14:00 | 113.13 | 0.01 | 31.10.2017 04:47:00 | 113.151 | \$ 21.0 |
| 1281 | Buy | 31.10.2017 07:50:00 | 113.123 | 0.01 | 31.10.2017 07:59:00 | 113.144 | \$ 21.0 |
| 1484 | Buy | 31.10.2017 07:50:00 | 113.123 | 0.02 | 31.10.2017 07:59:00 | 113.144 | \$ 42.0 |
| 1485 | Buy | 31.10.2017 08:56:00 | 113.021 | 0.01 | 31.10.2017 09:00:00 | 113.042 | \$ 21.0 |
| 1282 | Buy | 31.10.2017 11:28:00 | 113.091 | 0.01 | 31.10.2017 12:04:00 | 113.113 | \$ 22.0 |
| 1486 | Buy | 31.10.2017 11:28:00 | 113.091 | 0.02 | 31.10.2017 12:04:00 | 113.113 | \$ 44.0 |
| 1283 | Buy | 31.10.2017 15:24:00 | 113.042 | 0.01 | 31.10.2017 15:35:00 | 113.067 | \$ 25.0 |
| 1487 | Buy | 31.10.2017 15:24:00 | 113.042 | 0.01 | 31.10.2017 15:35:00 | 113.067 | \$ 25.0 |
| 1284 | Buy | 31.10.2017 17:27:00 | 113.061 | 0.01 | 31.10.2017 17:40:00 | 113.083 | \$ 22.0 |
| 1488 | Buy | 31.10.2017 17:27:00 | 113.061 | 0.01 | 31.10.2017 17:40:00 | 113.083 | \$ 22.0 |
| 1722 | Sell | 31.10.2017 19:23:00 | 113.33 | 0.03 | 31.10.2017 21:21:00 | 113.304 | \$ 78.0 |
| 1285 | Sell | 31.10.2017 21:43:00 | 113.406 | 0.01 | 31.10.2017 21:49:00 | 113.386 | \$ 20.0 |
| 1489 | Sell | 31.10.2017 21:43:00 | 113.406 | 0.01 | 31.10.2017 21:49:00 | 113.386 | \$ 20.0 |
| 1723 | Sell | 31.10.2017 21:43:00 | 113.406 | 0.03 | 31.10.2017 21:51:00 | 113.379 | \$ 81.0 |
| 1721 | Buy | 31.10.2017 17:27:00 | 113.061 | 0.01 | 31.10.2017 22:05:00 | 113.468 | \$ 407.0 |
| 1720 | Buy | 31.10.2017 15:21:00 | 113.045 | 0.01 | 31.10.2017 22:05:00 | 113.468 | \$ 423.0 |
| 1719 | Buy | 31.10.2017 08:56:00 | 113.021 | 0.01 | 31.10.2017 22:05:00 | 113.468 | \$ 447.0 |
| 1718 | Buy | 31.10.2017 08:36:00 | 113.119 | 0.03 | 31.10.2017 22:05:00 | 113.468 | \$ 1047.0 |
| 1717 | Buy | 31.10.2017 04:14:00 | 113.13 | 0.01 | 31.10.2017 22:05:00 | 113.468 | \$ 338.0 |
| 1716 | Buy | 31.10.2017 01:39:00 | 113.054 | 0.01 | 31.10.2017 22:05:00 | 113.468 | \$ 414.0 |

| | | | | | | | |
|------|------|---------------------|---------|------|---------------------|---------|------------|
| 1715 | Buy | 30.10.2017 23:55:00 | 113.445 | 0.01 | 31.10.2017 22:05:00 | 113.468 | \$ 26.97 |
| 1714 | Buy | 30.10.2017 22:06:00 | 113.536 | 0.01 | 31.10.2017 22:05:00 | 113.468 | \$ -64.03 |
| 1713 | Buy | 30.10.2017 21:36:00 | 113.587 | 0.03 | 31.10.2017 22:05:00 | 113.468 | \$ -345.09 |
| 1712 | Buy | 30.10.2017 18:20:00 | 113.586 | 0.03 | 31.10.2017 22:05:00 | 113.468 | \$ -342.09 |
| 1711 | Buy | 30.10.2017 18:14:00 | 113.574 | 0.01 | 31.10.2017 22:05:00 | 113.468 | \$ -102.03 |
| 1710 | Buy | 30.10.2017 10:54:00 | 113.648 | 0.01 | 31.10.2017 22:05:00 | 113.468 | \$ -176.03 |
| 1709 | Buy | 30.10.2017 10:00:00 | 113.698 | 0.03 | 31.10.2017 22:05:00 | 113.468 | \$ -678.09 |
| 1708 | Buy | 28.10.2017 04:20:00 | 113.784 | 0.01 | 31.10.2017 22:05:00 | 113.468 | \$ -308.06 |
| 1707 | Buy | 28.10.2017 02:35:00 | 113.908 | 0.01 | 31.10.2017 22:05:00 | 113.468 | \$ -432.06 |
| 1286 | Sell | 01.11.2017 00:05:00 | 113.477 | 0.01 | 01.11.2017 00:12:00 | 113.456 | \$ 21.0 |
| 1490 | Sell | 01.11.2017 00:05:00 | 113.477 | 0.01 | 01.11.2017 00:12:00 | 113.456 | \$ 21.0 |
| 1724 | Sell | 01.11.2017 00:05:00 | 113.477 | 0.03 | 01.11.2017 00:12:00 | 113.452 | \$ 75.0 |
| 1287 | Sell | 01.11.2017 02:03:00 | 113.72 | 0.01 | 01.11.2017 02:30:00 | 113.699 | \$ 21.0 |
| 1491 | Sell | 01.11.2017 02:03:00 | 113.72 | 0.01 | 01.11.2017 02:30:00 | 113.699 | \$ 21.0 |
| 1725 | Sell | 01.11.2017 02:03:00 | 113.72 | 0.03 | 01.11.2017 02:30:00 | 113.691 | \$ 87.0 |
| 1053 | Sell | 01.11.2017 01:28:00 | 113.707 | 0.02 | 01.11.2017 04:30:00 | 113.654 | \$ 106.0 |
| 1052 | Sell | 01.11.2017 01:14:00 | 113.671 | 0.02 | 01.11.2017 04:30:00 | 113.654 | \$ 34.0 |
| 1051 | Sell | 01.11.2017 01:09:00 | 113.653 | 0.02 | 01.11.2017 04:30:00 | 113.654 | \$ -2.0 |
| 1493 | Sell | 01.11.2017 09:13:00 | 113.782 | 0.01 | 01.11.2017 09:15:00 | 113.754 | \$ 28.0 |
| 1492 | Sell | 01.11.2017 09:12:00 | 113.773 | 0.02 | 01.11.2017 09:15:00 | 113.754 | \$ 38.0 |
| 1288 | Sell | 01.11.2017 09:12:00 | 113.773 | 0.01 | 01.11.2017 09:16:00 | 113.752 | \$ 21.0 |
| 1727 | Sell | 01.11.2017 09:13:00 | 113.782 | 0.03 | 01.11.2017 09:16:00 | 113.75 | \$ 96.0 |
| 1726 | Sell | 01.11.2017 09:12:00 | 113.773 | 0.05 | 01.11.2017 09:16:00 | 113.75 | \$ 115.0 |
| 1289 | Sell | 01.11.2017 14:45:00 | 113.939 | 0.01 | 01.11.2017 14:57:00 | 113.917 | \$ 22.0 |
| 1494 | Sell | 01.11.2017 14:45:00 | 113.939 | 0.02 | 01.11.2017 14:57:00 | 113.917 | \$ 44.0 |
| 1728 | Sell | 01.11.2017 14:45:00 | 113.939 | 0.05 | 01.11.2017 14:57:00 | 113.911 | \$ 140.0 |
| 1290 | Sell | 01.11.2017 17:46:00 | 113.973 | 0.01 | 01.11.2017 18:19:00 | 113.951 | \$ 22.0 |
| 1495 | Sell | 01.11.2017 17:46:00 | 113.973 | 0.02 | 01.11.2017 18:19:00 | 113.951 | \$ 44.0 |
| 1729 | Sell | 01.11.2017 17:46:00 | 113.973 | 0.05 | 01.11.2017 18:19:00 | 113.947 | \$ 130.0 |
| 1496 | Sell | 01.11.2017 19:03:00 | 114.016 | 0.01 | 01.11.2017 20:03:00 | 113.994 | \$ 22.0 |
| 1730 | Sell | 01.11.2017 19:03:00 | 114.016 | 0.03 | 01.11.2017 20:04:00 | 113.988 | \$ 84.0 |
| 1291 | Sell | 01.11.2017 21:16:00 | 114.085 | 0.01 | 01.11.2017 23:12:00 | 114.063 | \$ 22.0 |
| 1497 | Sell | 01.11.2017 21:16:00 | 114.085 | 0.01 | 01.11.2017 23:12:00 | 114.063 | \$ 22.0 |
| 1731 | Sell | 01.11.2017 21:16:00 | 114.085 | 0.03 | 01.11.2017 23:12:00 | 114.059 | \$ 78.0 |
| 1732 | Sell | 02.11.2017 00:57:00 | 114.09 | 0.05 | 02.11.2017 00:59:00 | 114.062 | \$ 140.0 |
| 1292 | Sell | 02.11.2017 00:53:00 | 114.037 | 0.01 | 02.11.2017 01:35:00 | 114.015 | \$ 22.0 |
| 1498 | Sell | 02.11.2017 00:53:00 | 114.037 | 0.02 | 02.11.2017 01:35:00 | 114.015 | \$ 44.0 |
| 1733 | Buy | 02.11.2017 03:03:00 | 113.804 | 0.01 | 02.11.2017 03:03:00 | 113.831 | \$ 27.0 |
| 1293 | Sell | 02.11.2017 03:59:00 | 114.219 | 0.01 | 02.11.2017 04:09:00 | 114.198 | \$ 21.0 |
| 1499 | Sell | 02.11.2017 03:59:00 | 114.219 | 0.01 | 02.11.2017 04:09:00 | 114.198 | \$ 21.0 |
| 1734 | Sell | 02.11.2017 04:00:00 | 114.223 | 0.03 | 02.11.2017 04:09:00 | 114.195 | \$ 84.0 |
| 1294 | Sell | 02.11.2017 05:51:00 | 114.206 | 0.01 | 02.11.2017 05:54:00 | 114.183 | \$ 23.0 |
| 1500 | Sell | 02.11.2017 05:51:00 | 114.206 | 0.01 | 02.11.2017 05:54:00 | 114.183 | \$ 23.0 |
| 1735 | Sell | 02.11.2017 05:51:00 | 114.206 | 0.03 | 02.11.2017 05:54:00 | 114.18 | \$ 78.0 |
| 1295 | Sell | 02.11.2017 08:41:00 | 114.188 | 0.01 | 02.11.2017 09:05:00 | 114.167 | \$ 21.0 |
| 1501 | Sell | 02.11.2017 08:41:00 | 114.188 | 0.02 | 02.11.2017 09:05:00 | 114.167 | \$ 42.0 |
| 1736 | Sell | 02.11.2017 08:41:00 | 114.188 | 0.05 | 02.11.2017 09:05:00 | 114.162 | \$ 130.0 |
| 1737 | Buy | 02.11.2017 10:30:00 | 113.896 | 0.01 | 02.11.2017 11:56:00 | 113.921 | \$ 25.0 |
| 1738 | Buy | 02.11.2017 15:15:00 | 113.886 | 0.01 | 02.11.2017 15:41:00 | 113.912 | \$ 26.0 |
| 1739 | Sell | 02.11.2017 19:05:00 | 114.103 | 0.03 | 02.11.2017 19:26:00 | 114.075 | \$ 84.0 |
| 1740 | Sell | 02.11.2017 21:33:00 | 114.177 | 0.03 | 02.11.2017 21:43:00 | 114.152 | \$ 75.0 |
| 1741 | Buy | 02.11.2017 23:08:00 | 113.825 | 0.01 | 02.11.2017 23:41:00 | 113.852 | \$ 27.0 |
| 1742 | Buy | 03.11.2017 00:48:00 | 113.819 | 0.01 | 03.11.2017 00:58:00 | 113.846 | \$ 27.0 |
| 1743 | Sell | 03.11.2017 04:15:00 | 114.133 | 0.03 | 03.11.2017 04:16:00 | 114.105 | \$ 84.0 |
| 1744 | Buy | 03.11.2017 09:57:00 | 113.963 | 0.01 | 03.11.2017 11:16:00 | 113.989 | \$ 26.0 |
| 1745 | Buy | 03.11.2017 21:30:00 | 113.898 | 0.01 | 03.11.2017 21:46:00 | 113.924 | \$ 26.0 |
| 1296 | Sell | 04.11.2017 00:02:00 | 114.32 | 0.01 | 04.11.2017 00:39:00 | 114.298 | \$ 22.0 |
| 1502 | Sell | 04.11.2017 00:02:00 | 114.32 | 0.01 | 04.11.2017 00:39:00 | 114.298 | \$ 22.0 |
| 1297 | Sell | 04.11.2017 01:44:00 | 114.327 | 0.01 | 04.11.2017 02:04:00 | 114.304 | \$ 23.0 |
| 1503 | Sell | 04.11.2017 01:44:00 | 114.327 | 0.01 | 04.11.2017 02:04:00 | 114.304 | \$ 23.0 |

| | | | | | | | |
|------|------|---------------------|---------|------|---------------------|---------|-----------|
| 1747 | Sell | 04.11.2017 01:44:00 | 114.327 | 0.03 | 04.11.2017 03:14:00 | 114.244 | \$ 249.0 |
| 1746 | Sell | 03.11.2017 23:52:00 | 114.213 | 0.03 | 04.11.2017 03:14:00 | 114.244 | \$ -93.0 |
| 1748 | Sell | 06.11.2017 09:06:00 | 114.227 | 0.03 | 06.11.2017 09:10:00 | 114.202 | \$ 75.0 |
| 1298 | Sell | 06.11.2017 09:56:00 | 114.421 | 0.01 | 06.11.2017 09:57:00 | 114.4 | \$ 21.0 |
| 1504 | Sell | 06.11.2017 09:56:00 | 114.421 | 0.01 | 06.11.2017 09:57:00 | 114.4 | \$ 21.0 |
| 1062 | Sell | 06.11.2017 10:42:00 | 114.643 | 0.02 | 06.11.2017 11:01:00 | 114.603 | \$ 80.0 |
| 1061 | Sell | 06.11.2017 10:37:00 | 114.627 | 0.02 | 06.11.2017 11:01:00 | 114.603 | \$ 48.0 |
| 1060 | Sell | 06.11.2017 10:32:00 | 114.65 | 0.02 | 06.11.2017 11:01:00 | 114.603 | \$ 94.0 |
| 1059 | Sell | 06.11.2017 10:27:00 | 114.633 | 0.02 | 06.11.2017 11:01:00 | 114.603 | \$ 60.0 |
| 1058 | Sell | 06.11.2017 10:22:00 | 114.631 | 0.02 | 06.11.2017 11:01:00 | 114.603 | \$ 56.0 |
| 1057 | Sell | 06.11.2017 10:17:00 | 114.652 | 0.02 | 06.11.2017 11:01:00 | 114.603 | \$ 98.0 |
| 1056 | Sell | 06.11.2017 10:12:00 | 114.625 | 0.02 | 06.11.2017 11:01:00 | 114.603 | \$ 44.0 |
| 1055 | Sell | 06.11.2017 10:07:00 | 114.654 | 0.02 | 06.11.2017 11:01:00 | 114.603 | \$ 102.0 |
| 1054 | Sell | 06.11.2017 10:02:00 | 114.506 | 0.02 | 06.11.2017 11:01:00 | 114.603 | \$ -194.0 |
| 1749 | Buy | 06.11.2017 18:00:00 | 114.159 | 0.01 | 06.11.2017 18:25:00 | 114.185 | \$ 26.0 |
| 1299 | Buy | 06.11.2017 20:00:00 | 114.032 | 0.01 | 06.11.2017 20:13:00 | 114.053 | \$ 21.0 |
| 1505 | Buy | 06.11.2017 20:00:00 | 114.032 | 0.01 | 06.11.2017 20:13:00 | 114.053 | \$ 21.0 |
| 1750 | Buy | 06.11.2017 19:54:00 | 114.033 | 0.01 | 06.11.2017 20:14:00 | 114.058 | \$ 25.0 |
| 1753 | Buy | 07.11.2017 06:45:00 | 113.723 | 0.01 | 07.11.2017 10:25:00 | 113.848 | \$ 125.0 |
| 1752 | Buy | 07.11.2017 04:00:00 | 113.791 | 0.01 | 07.11.2017 10:25:00 | 113.848 | \$ 57.0 |
| 1751 | Buy | 07.11.2017 01:41:00 | 113.955 | 0.01 | 07.11.2017 10:25:00 | 113.848 | \$ -107.0 |
| 1302 | Buy | 07.11.2017 06:45:00 | 113.723 | 0.01 | 07.11.2017 10:29:00 | 113.856 | \$ 133.0 |
| 1301 | Buy | 07.11.2017 04:00:00 | 113.791 | 0.01 | 07.11.2017 10:29:00 | 113.856 | \$ 65.0 |
| 1300 | Buy | 07.11.2017 01:36:00 | 113.993 | 0.01 | 07.11.2017 10:29:00 | 113.856 | \$ -137.0 |
| 1508 | Buy | 07.11.2017 06:45:00 | 113.723 | 0.01 | 07.11.2017 10:29:00 | 113.856 | \$ 133.0 |
| 1507 | Buy | 07.11.2017 04:00:00 | 113.791 | 0.01 | 07.11.2017 10:29:00 | 113.856 | \$ 65.0 |
| 1506 | Buy | 07.11.2017 01:36:00 | 113.993 | 0.01 | 07.11.2017 10:29:00 | 113.856 | \$ -137.0 |
| 1754 | Sell | 07.11.2017 15:06:00 | 114.015 | 0.03 | 07.11.2017 15:23:00 | 113.99 | \$ 75.0 |
| 1755 | Sell | 07.11.2017 17:24:00 | 114.199 | 0.03 | 07.11.2017 19:59:00 | 114.173 | \$ 78.0 |
| 1304 | Sell | 07.11.2017 17:40:00 | 114.22 | 0.01 | 07.11.2017 20:28:00 | 114.148 | \$ 72.0 |
| 1303 | Sell | 07.11.2017 16:00:00 | 114.117 | 0.01 | 07.11.2017 20:28:00 | 114.148 | \$ -31.0 |
| 1510 | Sell | 07.11.2017 17:40:00 | 114.22 | 0.01 | 07.11.2017 20:28:00 | 114.148 | \$ 72.0 |
| 1509 | Sell | 07.11.2017 16:00:00 | 114.117 | 0.01 | 07.11.2017 20:28:00 | 114.148 | \$ -31.0 |
| 1756 | Sell | 08.11.2017 00:20:00 | 114.291 | 0.03 | 08.11.2017 00:24:00 | 114.265 | \$ 78.0 |
| 1512 | Sell | 08.11.2017 00:20:00 | 114.291 | 0.01 | 08.11.2017 00:31:00 | 114.201 | \$ 90.0 |
| 1511 | Sell | 07.11.2017 23:43:00 | 114.191 | 0.02 | 08.11.2017 00:31:00 | 114.201 | \$ -39.66 |
| 1305 | Sell | 07.11.2017 23:43:00 | 114.191 | 0.01 | 08.11.2017 00:32:00 | 114.168 | \$ 13.17 |
| 1306 | Buy | 08.11.2017 03:00:00 | 113.858 | 0.01 | 08.11.2017 03:03:00 | 113.882 | \$ 24.0 |
| 1513 | Buy | 08.11.2017 03:00:00 | 113.858 | 0.01 | 08.11.2017 03:03:00 | 113.882 | \$ 24.0 |
| 1757 | Buy | 08.11.2017 02:00:00 | 113.92 | 0.01 | 08.11.2017 03:45:00 | 113.947 | \$ 27.0 |
| 1307 | Buy | 08.11.2017 07:54:00 | 113.821 | 0.01 | 08.11.2017 07:54:00 | 113.843 | \$ 22.0 |
| 1514 | Buy | 08.11.2017 07:54:00 | 113.821 | 0.01 | 08.11.2017 07:54:00 | 113.843 | \$ 22.0 |
| 1308 | Buy | 08.11.2017 09:34:00 | 113.733 | 0.01 | 08.11.2017 09:56:00 | 113.757 | \$ 24.0 |
| 1515 | Buy | 08.11.2017 09:34:00 | 113.733 | 0.01 | 08.11.2017 09:56:00 | 113.757 | \$ 24.0 |
| 1759 | Buy | 08.11.2017 09:34:00 | 113.733 | 0.01 | 08.11.2017 10:14:00 | 113.815 | \$ 82.0 |
| 1758 | Buy | 08.11.2017 07:54:00 | 113.841 | 0.01 | 08.11.2017 10:14:00 | 113.815 | \$ -26.0 |
| 1760 | Buy | 08.11.2017 16:23:00 | 113.773 | 0.03 | 08.11.2017 16:45:00 | 113.799 | \$ 78.0 |
| 1309 | Buy | 08.11.2017 19:08:00 | 113.671 | 0.01 | 08.11.2017 19:11:00 | 113.692 | \$ 21.0 |
| 1516 | Buy | 08.11.2017 19:08:00 | 113.671 | 0.01 | 08.11.2017 19:11:00 | 113.692 | \$ 21.0 |
| 1310 | Buy | 08.11.2017 21:36:00 | 113.582 | 0.01 | 08.11.2017 23:10:00 | 113.602 | \$ 20.0 |
| 1517 | Buy | 08.11.2017 21:36:00 | 113.582 | 0.01 | 08.11.2017 23:10:00 | 113.602 | \$ 20.0 |
| 1763 | Buy | 08.11.2017 22:41:00 | 113.486 | 0.01 | 08.11.2017 23:11:00 | 113.625 | \$ 139.0 |
| 1762 | Buy | 08.11.2017 20:34:00 | 113.574 | 0.01 | 08.11.2017 23:11:00 | 113.625 | \$ 51.0 |
| 1761 | Buy | 08.11.2017 18:54:00 | 113.739 | 0.01 | 08.11.2017 23:11:00 | 113.625 | \$ -114.0 |
| 1311 | Buy | 08.11.2017 23:51:00 | 113.487 | 0.01 | 08.11.2017 23:55:00 | 113.507 | \$ 20.0 |
| 1518 | Buy | 08.11.2017 23:51:00 | 113.487 | 0.01 | 08.11.2017 23:55:00 | 113.507 | \$ 20.0 |
| 1312 | Buy | 09.11.2017 01:37:00 | 113.556 | 0.01 | 09.11.2017 01:44:00 | 113.579 | \$ 23.0 |
| 1519 | Buy | 09.11.2017 01:37:00 | 113.556 | 0.02 | 09.11.2017 01:44:00 | 113.579 | \$ 46.0 |
| 1764 | Sell | 09.11.2017 04:04:00 | 113.839 | 0.03 | 09.11.2017 04:08:00 | 113.813 | \$ 78.0 |
| 1765 | Sell | 09.11.2017 06:23:00 | 113.896 | 0.03 | 09.11.2017 07:04:00 | 113.871 | \$ 75.0 |

| | | | | | | | |
|------|------|---------------------|---------|------|---------------------|---------|-----------|
| 1313 | Sell | 09.11.2017 08:53:00 | 113.96 | 0.01 | 09.11.2017 08:58:00 | 113.939 | \$ 21.0 |
| 1520 | Sell | 09.11.2017 08:53:00 | 113.96 | 0.01 | 09.11.2017 08:58:00 | 113.939 | \$ 21.0 |
| 1766 | Sell | 09.11.2017 08:53:00 | 113.96 | 0.03 | 09.11.2017 08:59:00 | 113.932 | \$ 84.0 |
| 1314 | Sell | 09.11.2017 10:37:00 | 114.046 | 0.01 | 09.11.2017 10:44:00 | 114.023 | \$ 23.0 |
| 1521 | Sell | 09.11.2017 10:37:00 | 114.046 | 0.01 | 09.11.2017 10:44:00 | 114.023 | \$ 23.0 |
| 1767 | Sell | 09.11.2017 10:37:00 | 114.046 | 0.03 | 09.11.2017 10:45:00 | 114.02 | \$ 78.0 |
| 1768 | Buy | 09.11.2017 14:28:00 | 113.585 | 0.01 | 09.11.2017 14:47:00 | 113.611 | \$ 26.0 |
| 1315 | Buy | 09.11.2017 15:42:00 | 113.527 | 0.01 | 09.11.2017 15:48:00 | 113.548 | \$ 21.0 |
| 1522 | Buy | 09.11.2017 15:42:00 | 113.527 | 0.01 | 09.11.2017 15:48:00 | 113.548 | \$ 21.0 |
| 1769 | Buy | 09.11.2017 16:46:00 | 113.549 | 0.01 | 09.11.2017 17:06:00 | 113.575 | \$ 26.0 |
| 1770 | Buy | 09.11.2017 18:35:00 | 113.426 | 0.01 | 09.11.2017 18:40:00 | 113.452 | \$ 26.0 |
| 1317 | Buy | 09.11.2017 19:38:00 | 113.439 | 0.01 | 09.11.2017 20:13:00 | 113.514 | \$ 75.0 |
| 1316 | Buy | 09.11.2017 17:40:00 | 113.548 | 0.01 | 09.11.2017 20:13:00 | 113.514 | \$ -34.0 |
| 1524 | Buy | 09.11.2017 19:38:00 | 113.439 | 0.01 | 09.11.2017 20:13:00 | 113.514 | \$ 75.0 |
| 1523 | Buy | 09.11.2017 17:40:00 | 113.548 | 0.01 | 09.11.2017 20:13:00 | 113.514 | \$ -34.0 |
| 1318 | Buy | 09.11.2017 22:16:00 | 113.302 | 0.01 | 09.11.2017 22:24:00 | 113.323 | \$ 21.0 |
| 1525 | Buy | 09.11.2017 22:16:00 | 113.302 | 0.01 | 09.11.2017 22:24:00 | 113.323 | \$ 21.0 |
| 1772 | Buy | 09.11.2017 22:16:00 | 113.302 | 0.01 | 09.11.2017 22:36:00 | 113.375 | \$ 73.0 |
| 1771 | Buy | 09.11.2017 20:30:00 | 113.394 | 0.01 | 09.11.2017 22:36:00 | 113.375 | \$ -19.0 |
| 1526 | Buy | 09.11.2017 23:50:00 | 113.423 | 0.02 | 09.11.2017 23:51:00 | 113.445 | \$ 44.0 |
| 1319 | Buy | 09.11.2017 23:56:00 | 113.429 | 0.01 | 09.11.2017 23:59:00 | 113.45 | \$ 21.0 |
| 1773 | Buy | 10.11.2017 02:31:00 | 113.24 | 0.01 | 10.11.2017 04:06:00 | 113.266 | \$ 26.0 |
| 1774 | Buy | 10.11.2017 04:40:00 | 113.181 | 0.01 | 10.11.2017 04:59:00 | 113.207 | \$ 26.0 |
| 1321 | Buy | 10.11.2017 04:40:00 | 113.181 | 0.01 | 10.11.2017 05:39:00 | 113.33 | \$ 149.0 |
| 1320 | Buy | 10.11.2017 01:45:00 | 113.438 | 0.01 | 10.11.2017 05:39:00 | 113.33 | \$ -108.0 |
| 1529 | Buy | 10.11.2017 04:40:00 | 113.181 | 0.01 | 10.11.2017 06:08:00 | 113.387 | \$ 206.0 |
| 1528 | Buy | 10.11.2017 02:00:00 | 113.41 | 0.01 | 10.11.2017 06:08:00 | 113.387 | \$ -23.0 |
| 1527 | Buy | 10.11.2017 01:45:00 | 113.438 | 0.02 | 10.11.2017 06:08:00 | 113.387 | \$ -102.0 |
| 1775 | Buy | 10.11.2017 11:05:00 | 113.367 | 0.03 | 10.11.2017 12:25:00 | 113.393 | \$ 78.0 |
| 1776 | Sell | 10.11.2017 14:32:00 | 113.511 | 0.03 | 10.11.2017 14:59:00 | 113.484 | \$ 81.0 |
| 1777 | Sell | 10.11.2017 16:14:00 | 113.493 | 0.03 | 10.11.2017 16:29:00 | 113.465 | \$ 84.0 |
| 1778 | Buy | 10.11.2017 23:34:00 | 113.344 | 0.01 | 11.11.2017 01:08:00 | 113.369 | \$ 25.0 |
| 1779 | Sell | 11.11.2017 02:36:00 | 113.546 | 0.03 | 11.11.2017 02:59:00 | 113.519 | \$ 81.0 |
| 1780 | Sell | 11.11.2017 05:05:00 | 113.595 | 0.03 | 11.11.2017 05:19:00 | 113.568 | \$ 81.0 |
| 1322 | Sell | 13.11.2017 08:10:00 | 113.649 | 0.01 | 13.11.2017 09:38:00 | 113.626 | \$ 23.0 |
| 1530 | Sell | 13.11.2017 08:10:00 | 113.649 | 0.01 | 13.11.2017 09:38:00 | 113.626 | \$ 23.0 |
| 1781 | Sell | 13.11.2017 07:35:00 | 113.566 | 0.03 | 13.11.2017 14:57:00 | 113.54 | \$ 78.0 |
| 1782 | Buy | 13.11.2017 15:07:00 | 113.416 | 0.01 | 13.11.2017 15:08:00 | 113.441 | \$ 25.0 |
| 1323 | Buy | 13.11.2017 19:58:00 | 113.317 | 0.01 | 13.11.2017 20:41:00 | 113.338 | \$ 21.0 |
| 1531 | Buy | 13.11.2017 19:58:00 | 113.317 | 0.01 | 13.11.2017 20:41:00 | 113.338 | \$ 21.0 |
| 1784 | Buy | 13.11.2017 20:18:00 | 113.285 | 0.01 | 13.11.2017 20:48:00 | 113.38 | \$ 95.0 |
| 1783 | Buy | 13.11.2017 18:30:00 | 113.421 | 0.01 | 13.11.2017 20:48:00 | 113.38 | \$ -41.0 |
| 1324 | Buy | 13.11.2017 21:38:00 | 113.298 | 0.01 | 13.11.2017 22:01:00 | 113.319 | \$ 21.0 |
| 1532 | Buy | 13.11.2017 21:38:00 | 113.298 | 0.01 | 13.11.2017 22:01:00 | 113.319 | \$ 21.0 |
| 1785 | Buy | 13.11.2017 22:26:00 | 113.284 | 0.01 | 13.11.2017 22:44:00 | 113.31 | \$ 26.0 |
| 1786 | Sell | 14.11.2017 01:58:00 | 113.609 | 0.03 | 14.11.2017 03:09:00 | 113.582 | \$ 81.0 |
| 1787 | Sell | 14.11.2017 05:10:00 | 113.622 | 0.03 | 14.11.2017 05:47:00 | 113.596 | \$ 78.0 |
| 1788 | Sell | 14.11.2017 09:10:00 | 113.706 | 0.03 | 14.11.2017 09:19:00 | 113.681 | \$ 75.0 |
| 1325 | Sell | 14.11.2017 17:06:00 | 113.815 | 0.01 | 14.11.2017 18:37:00 | 113.793 | \$ 22.0 |
| 1533 | Sell | 14.11.2017 17:06:00 | 113.815 | 0.01 | 14.11.2017 18:37:00 | 113.793 | \$ 22.0 |
| 1789 | Sell | 14.11.2017 16:33:00 | 113.709 | 0.03 | 14.11.2017 20:19:00 | 113.683 | \$ 78.0 |
| 1790 | Buy | 14.11.2017 22:04:00 | 113.524 | 0.01 | 14.11.2017 22:30:00 | 113.551 | \$ 27.0 |
| 1326 | Buy | 15.11.2017 00:01:00 | 113.437 | 0.01 | 15.11.2017 00:52:00 | 113.458 | \$ 21.0 |
| 1534 | Buy | 15.11.2017 00:01:00 | 113.437 | 0.01 | 15.11.2017 00:52:00 | 113.458 | \$ 21.0 |
| 1791 | Buy | 15.11.2017 00:01:00 | 113.481 | 0.01 | 15.11.2017 01:59:00 | 113.507 | \$ 26.0 |
| 1327 | Buy | 15.11.2017 02:53:00 | 113.432 | 0.01 | 15.11.2017 06:16:00 | 113.455 | \$ 23.0 |
| 1535 | Buy | 15.11.2017 02:53:00 | 113.432 | 0.01 | 15.11.2017 06:16:00 | 113.455 | \$ 23.0 |
| 1792 | Buy | 15.11.2017 02:53:00 | 113.432 | 0.01 | 15.11.2017 06:37:00 | 113.458 | \$ 26.0 |
| 1329 | Buy | 15.11.2017 12:53:00 | 113.139 | 0.01 | 15.11.2017 14:30:00 | 113.239 | \$ 100.0 |
| 1328 | Buy | 15.11.2017 10:22:00 | 113.296 | 0.01 | 15.11.2017 14:30:00 | 113.239 | \$ -57.0 |

| | | | | | | | |
|------|------|---------------------|---------|------|---------------------|---------|------------|
| 1537 | Buy | 15.11.2017 12:53:00 | 113.139 | 0.01 | 15.11.2017 14:30:00 | 113.239 | \$ 100.0 |
| 1536 | Buy | 15.11.2017 10:22:00 | 113.296 | 0.01 | 15.11.2017 14:30:00 | 113.239 | \$ -57.0 |
| 1063 | Buy | 15.11.2017 22:43:00 | 112.54 | 0.02 | 15.11.2017 22:46:00 | 112.563 | \$ 46.0 |
| 1333 | Buy | 15.11.2017 22:15:00 | 112.711 | 0.01 | 16.11.2017 00:08:00 | 112.91 | \$ 210.91 |
| 1332 | Buy | 15.11.2017 18:42:00 | 112.714 | 0.01 | 16.11.2017 00:08:00 | 112.91 | \$ 207.91 |
| 1331 | Buy | 15.11.2017 17:02:00 | 112.955 | 0.01 | 16.11.2017 00:08:00 | 112.91 | \$ -33.09 |
| 1330 | Buy | 15.11.2017 15:21:00 | 113.179 | 0.01 | 16.11.2017 00:08:00 | 112.91 | \$ -257.09 |
| 1543 | Buy | 15.11.2017 22:37:00 | 112.619 | 0.01 | 16.11.2017 00:08:00 | 112.915 | \$ 307.91 |
| 1542 | Buy | 15.11.2017 22:15:00 | 112.711 | 0.02 | 16.11.2017 00:08:00 | 112.915 | \$ 431.82 |
| 1541 | Buy | 15.11.2017 18:45:00 | 112.671 | 0.01 | 16.11.2017 00:08:00 | 112.915 | \$ 255.91 |
| 1540 | Buy | 15.11.2017 17:05:00 | 112.94 | 0.01 | 16.11.2017 00:08:00 | 112.915 | \$ -13.09 |
| 1539 | Buy | 15.11.2017 15:25:00 | 113.13 | 0.01 | 16.11.2017 00:08:00 | 112.915 | \$ -203.09 |
| 1538 | Buy | 15.11.2017 15:21:00 | 113.179 | 0.02 | 16.11.2017 00:08:00 | 112.915 | \$ -504.18 |
| 1800 | Buy | 15.11.2017 22:37:00 | 112.619 | 0.01 | 16.11.2017 00:35:00 | 112.988 | \$ 380.91 |
| 1799 | Buy | 15.11.2017 22:15:00 | 112.711 | 0.03 | 16.11.2017 00:35:00 | 112.988 | \$ 866.73 |
| 1798 | Buy | 15.11.2017 18:45:00 | 112.671 | 0.01 | 16.11.2017 00:35:00 | 112.988 | \$ 328.91 |
| 1797 | Buy | 15.11.2017 17:05:00 | 112.94 | 0.01 | 16.11.2017 00:35:00 | 112.988 | \$ 59.91 |
| 1796 | Buy | 15.11.2017 15:25:00 | 113.13 | 0.01 | 16.11.2017 00:35:00 | 112.988 | \$ -130.09 |
| 1795 | Buy | 15.11.2017 15:21:00 | 113.179 | 0.03 | 16.11.2017 00:35:00 | 112.988 | \$ -537.27 |
| 1794 | Buy | 15.11.2017 12:53:00 | 113.139 | 0.01 | 16.11.2017 00:35:00 | 112.988 | \$ -139.09 |
| 1793 | Buy | 15.11.2017 10:16:00 | 113.368 | 0.01 | 16.11.2017 00:35:00 | 112.988 | \$ -368.09 |
| 1801 | Sell | 16.11.2017 02:35:00 | 113.176 | 0.03 | 16.11.2017 02:40:00 | 113.15 | \$ 78.0 |
| 1334 | Buy | 16.11.2017 09:00:00 | 112.782 | 0.01 | 16.11.2017 09:01:00 | 112.802 | \$ 20.0 |
| 1544 | Buy | 16.11.2017 09:00:00 | 112.782 | 0.01 | 16.11.2017 09:01:00 | 112.802 | \$ 20.0 |
| 1803 | Buy | 16.11.2017 09:00:00 | 112.782 | 0.01 | 16.11.2017 09:04:00 | 112.873 | \$ 91.0 |
| 1802 | Buy | 16.11.2017 05:00:00 | 112.909 | 0.01 | 16.11.2017 09:04:00 | 112.873 | \$ -36.0 |
| 1804 | Sell | 16.11.2017 13:02:00 | 113.039 | 0.03 | 16.11.2017 15:19:00 | 113.013 | \$ 78.0 |
| 1335 | Sell | 16.11.2017 16:06:00 | 113.136 | 0.01 | 16.11.2017 17:24:00 | 113.113 | \$ 23.0 |
| 1545 | Sell | 16.11.2017 16:06:00 | 113.136 | 0.01 | 16.11.2017 17:24:00 | 113.113 | \$ 23.0 |
| 1336 | Sell | 16.11.2017 18:20:00 | 113.206 | 0.01 | 16.11.2017 18:33:00 | 113.184 | \$ 22.0 |
| 1546 | Sell | 16.11.2017 18:20:00 | 113.206 | 0.01 | 16.11.2017 18:33:00 | 113.184 | \$ 22.0 |
| 1806 | Sell | 16.11.2017 18:20:00 | 113.206 | 0.03 | 16.11.2017 22:12:00 | 113.119 | \$ 261.0 |
| 1805 | Sell | 16.11.2017 16:02:00 | 113.089 | 0.03 | 16.11.2017 22:12:00 | 113.119 | \$ -90.0 |
| 1337 | Buy | 17.11.2017 00:04:00 | 112.765 | 0.01 | 17.11.2017 00:05:00 | 112.789 | \$ 24.0 |
| 1547 | Buy | 17.11.2017 00:04:00 | 112.765 | 0.01 | 17.11.2017 00:05:00 | 112.789 | \$ 24.0 |
| 1807 | Buy | 16.11.2017 23:40:00 | 112.895 | 0.01 | 17.11.2017 00:36:00 | 112.922 | \$ 30.97 |
| 1808 | Sell | 17.11.2017 07:21:00 | 113.089 | 0.03 | 17.11.2017 08:49:00 | 113.061 | \$ 84.0 |
| 1339 | Buy | 17.11.2017 13:05:00 | 112.47 | 0.01 | 17.11.2017 13:52:00 | 112.597 | \$ 127.0 |
| 1338 | Buy | 17.11.2017 10:36:00 | 112.68 | 0.01 | 17.11.2017 13:52:00 | 112.597 | \$ -83.0 |
| 1549 | Buy | 17.11.2017 13:05:00 | 112.47 | 0.01 | 17.11.2017 13:52:00 | 112.597 | \$ 127.0 |
| 1548 | Buy | 17.11.2017 10:36:00 | 112.68 | 0.01 | 17.11.2017 13:52:00 | 112.597 | \$ -83.0 |
| 1811 | Buy | 17.11.2017 14:32:00 | 112.506 | 0.01 | 17.11.2017 15:42:00 | 112.629 | \$ 123.0 |
| 1810 | Buy | 17.11.2017 11:58:00 | 112.435 | 0.01 | 17.11.2017 15:42:00 | 112.629 | \$ 194.0 |
| 1809 | Buy | 17.11.2017 10:13:00 | 112.871 | 0.01 | 17.11.2017 15:42:00 | 112.629 | \$ -242.0 |
| 1551 | Buy | 17.11.2017 15:57:00 | 112.468 | 0.01 | 17.11.2017 16:05:00 | 112.522 | \$ 54.0 |
| 1550 | Buy | 17.11.2017 15:50:00 | 112.518 | 0.02 | 17.11.2017 16:05:00 | 112.522 | \$ 8.0 |
| 1340 | Buy | 17.11.2017 15:50:00 | 112.518 | 0.01 | 17.11.2017 16:11:00 | 112.54 | \$ 22.0 |
| 1812 | Buy | 17.11.2017 15:50:00 | 112.518 | 0.03 | 17.11.2017 16:11:00 | 112.545 | \$ 81.0 |
| 1341 | Buy | 17.11.2017 18:13:00 | 112.534 | 0.01 | 17.11.2017 18:25:00 | 112.556 | \$ 22.0 |
| 1552 | Buy | 17.11.2017 18:13:00 | 112.534 | 0.02 | 17.11.2017 18:25:00 | 112.556 | \$ 44.0 |
| 1342 | Buy | 17.11.2017 20:22:00 | 112.514 | 0.01 | 17.11.2017 20:26:00 | 112.536 | \$ 22.0 |
| 1553 | Buy | 17.11.2017 20:22:00 | 112.514 | 0.02 | 17.11.2017 20:26:00 | 112.536 | \$ 44.0 |
| 1813 | Buy | 17.11.2017 20:22:00 | 112.514 | 0.03 | 17.11.2017 20:26:00 | 112.54 | \$ 78.0 |
| 1559 | Buy | 20.11.2017 08:35:00 | 111.907 | 0.01 | 20.11.2017 09:14:00 | 112.167 | \$ 260.0 |
| 1558 | Buy | 20.11.2017 08:10:00 | 112.096 | 0.02 | 20.11.2017 09:14:00 | 112.167 | \$ 142.0 |
| 1557 | Buy | 18.11.2017 05:27:00 | 112.078 | 0.02 | 20.11.2017 09:14:00 | 112.167 | \$ 185.94 |
| 1556 | Buy | 18.11.2017 02:52:00 | 112.033 | 0.01 | 20.11.2017 09:14:00 | 112.167 | \$ 137.97 |
| 1555 | Buy | 18.11.2017 00:46:00 | 112.377 | 0.01 | 20.11.2017 09:14:00 | 112.167 | \$ -206.03 |
| 1554 | Buy | 17.11.2017 23:05:00 | 112.51 | 0.01 | 20.11.2017 09:14:00 | 112.167 | \$ -339.03 |
| 1561 | Buy | 20.11.2017 11:29:00 | 111.98 | 0.01 | 20.11.2017 11:46:00 | 112.053 | \$ 73.0 |

| | | | | | | | |
|------|------|---------------------|---------|------|---------------------|---------|------------|
| 1560 | Buy | 20.11.2017 10:56:00 | 112.059 | 0.02 | 20.11.2017 11:46:00 | 112.053 | \$ -12.0 |
| 1562 | Buy | 20.11.2017 15:21:00 | 112.012 | 0.02 | 20.11.2017 15:46:00 | 112.033 | \$ 42.0 |
| 1349 | Buy | 20.11.2017 15:21:00 | 112.012 | 0.01 | 20.11.2017 17:46:00 | 112.19 | \$ 178.0 |
| 1348 | Buy | 20.11.2017 10:56:00 | 112.059 | 0.01 | 20.11.2017 17:46:00 | 112.19 | \$ 131.0 |
| 1347 | Buy | 20.11.2017 08:10:00 | 112.096 | 0.01 | 20.11.2017 17:46:00 | 112.19 | \$ 94.0 |
| 1346 | Buy | 18.11.2017 05:27:00 | 112.078 | 0.01 | 20.11.2017 17:46:00 | 112.19 | \$ 115.97 |
| 1345 | Buy | 18.11.2017 02:52:00 | 112.033 | 0.01 | 20.11.2017 17:46:00 | 112.19 | \$ 160.97 |
| 1344 | Buy | 18.11.2017 00:46:00 | 112.377 | 0.01 | 20.11.2017 17:46:00 | 112.19 | \$ -183.03 |
| 1343 | Buy | 17.11.2017 23:05:00 | 112.51 | 0.01 | 20.11.2017 17:46:00 | 112.19 | \$ -316.03 |
| 1820 | Buy | 20.11.2017 15:21:00 | 112.012 | 0.03 | 20.11.2017 17:46:00 | 112.213 | \$ 603.0 |
| 1819 | Buy | 20.11.2017 12:14:00 | 112.0 | 0.03 | 20.11.2017 17:46:00 | 112.213 | \$ 639.0 |
| 1818 | Buy | 18.11.2017 05:27:00 | 112.078 | 0.03 | 20.11.2017 17:46:00 | 112.213 | \$ 416.91 |
| 1817 | Buy | 18.11.2017 02:52:00 | 112.033 | 0.01 | 20.11.2017 17:46:00 | 112.213 | \$ 183.97 |
| 1816 | Buy | 18.11.2017 00:46:00 | 112.377 | 0.01 | 20.11.2017 17:46:00 | 112.213 | \$ -160.03 |
| 1815 | Buy | 17.11.2017 23:05:00 | 112.51 | 0.01 | 20.11.2017 17:46:00 | 112.213 | \$ -293.03 |
| 1814 | Buy | 17.11.2017 23:01:00 | 112.539 | 0.03 | 20.11.2017 17:46:00 | 112.213 | \$ -966.09 |
| 1821 | Sell | 20.11.2017 21:00:00 | 112.188 | 0.03 | 20.11.2017 21:58:00 | 112.163 | \$ 75.0 |
| 1822 | Sell | 20.11.2017 22:40:00 | 112.273 | 0.03 | 20.11.2017 22:43:00 | 112.246 | \$ 81.0 |
| 1350 | Sell | 21.11.2017 00:09:00 | 112.37 | 0.01 | 21.11.2017 00:11:00 | 112.35 | \$ 20.0 |
| 1563 | Sell | 21.11.2017 00:09:00 | 112.37 | 0.01 | 21.11.2017 00:11:00 | 112.35 | \$ 20.0 |
| 1823 | Sell | 21.11.2017 00:23:00 | 112.374 | 0.03 | 21.11.2017 00:50:00 | 112.346 | \$ 84.0 |
| 1824 | Sell | 21.11.2017 02:03:00 | 112.554 | 0.03 | 21.11.2017 02:21:00 | 112.527 | \$ 81.0 |
| 1351 | Sell | 21.11.2017 02:02:00 | 112.529 | 0.01 | 21.11.2017 02:22:00 | 112.505 | \$ 24.0 |
| 1564 | Sell | 21.11.2017 02:02:00 | 112.529 | 0.01 | 21.11.2017 02:22:00 | 112.505 | \$ 24.0 |
| 1352 | Sell | 21.11.2017 04:01:00 | 112.631 | 0.01 | 21.11.2017 06:03:00 | 112.61 | \$ 21.0 |
| 1565 | Sell | 21.11.2017 04:01:00 | 112.631 | 0.01 | 21.11.2017 06:03:00 | 112.61 | \$ 21.0 |
| 1825 | Sell | 21.11.2017 04:01:00 | 112.631 | 0.03 | 21.11.2017 06:06:00 | 112.605 | \$ 78.0 |
| 1826 | Sell | 21.11.2017 11:07:00 | 112.7 | 0.05 | 21.11.2017 11:22:00 | 112.672 | \$ 140.0 |
| 1353 | Sell | 21.11.2017 10:47:00 | 112.649 | 0.01 | 21.11.2017 11:28:00 | 112.627 | \$ 22.0 |
| 1566 | Sell | 21.11.2017 10:47:00 | 112.649 | 0.02 | 21.11.2017 11:28:00 | 112.627 | \$ 44.0 |
| 1827 | Buy | 21.11.2017 18:17:00 | 112.439 | 0.01 | 21.11.2017 18:22:00 | 112.466 | \$ 27.0 |
| 1828 | Sell | 21.11.2017 21:00:00 | 112.586 | 0.03 | 21.11.2017 21:10:00 | 112.56 | \$ 78.0 |
| 1829 | Buy | 21.11.2017 23:02:00 | 112.447 | 0.01 | 22.11.2017 01:07:00 | 112.473 | \$ 29.97 |
| 1354 | Buy | 22.11.2017 04:00:00 | 112.316 | 0.01 | 22.11.2017 04:15:00 | 112.337 | \$ 21.0 |
| 1567 | Buy | 22.11.2017 04:00:00 | 112.316 | 0.01 | 22.11.2017 04:15:00 | 112.337 | \$ 21.0 |
| 1355 | Buy | 22.11.2017 10:12:00 | 112.258 | 0.01 | 22.11.2017 10:24:00 | 112.279 | \$ 21.0 |
| 1568 | Buy | 22.11.2017 10:12:00 | 112.258 | 0.01 | 22.11.2017 10:24:00 | 112.279 | \$ 21.0 |
| 1358 | Buy | 22.11.2017 16:52:00 | 112.039 | 0.01 | 22.11.2017 21:24:00 | 112.157 | \$ 118.0 |
| 1357 | Buy | 22.11.2017 15:12:00 | 112.139 | 0.01 | 22.11.2017 21:24:00 | 112.157 | \$ 18.0 |
| 1356 | Buy | 22.11.2017 13:22:00 | 112.225 | 0.01 | 22.11.2017 21:24:00 | 112.157 | \$ -68.0 |
| 1571 | Buy | 22.11.2017 16:52:00 | 112.039 | 0.01 | 22.11.2017 21:24:00 | 112.157 | \$ 118.0 |
| 1570 | Buy | 22.11.2017 15:12:00 | 112.139 | 0.01 | 22.11.2017 21:24:00 | 112.157 | \$ 18.0 |
| 1569 | Buy | 22.11.2017 13:22:00 | 112.225 | 0.01 | 22.11.2017 21:24:00 | 112.157 | \$ -68.0 |
| 1359 | Buy | 22.11.2017 22:00:00 | 112.061 | 0.01 | 22.11.2017 22:02:00 | 112.084 | \$ 23.0 |
| 1572 | Buy | 22.11.2017 22:00:00 | 112.061 | 0.02 | 22.11.2017 22:02:00 | 112.084 | \$ 46.0 |
| 1573 | Buy | 22.11.2017 22:25:00 | 111.972 | 0.01 | 22.11.2017 22:32:00 | 111.992 | \$ 20.0 |
| 1360 | Buy | 22.11.2017 23:40:00 | 111.821 | 0.01 | 22.11.2017 23:54:00 | 111.844 | \$ 23.0 |
| 1361 | Buy | 23.11.2017 01:20:00 | 111.572 | 0.01 | 23.11.2017 01:37:00 | 111.593 | \$ 21.0 |
| 1362 | Buy | 23.11.2017 04:01:00 | 111.456 | 0.01 | 23.11.2017 04:02:00 | 111.481 | \$ 25.0 |
| 1064 | Buy | 23.11.2017 04:10:00 | 111.349 | 0.02 | 23.11.2017 04:10:00 | 111.37 | \$ 42.0 |
| 1072 | Buy | 23.11.2017 04:59:00 | 111.189 | 0.02 | 23.11.2017 05:20:00 | 111.264 | \$ 150.0 |
| 1071 | Buy | 23.11.2017 04:47:00 | 111.222 | 0.02 | 23.11.2017 05:20:00 | 111.264 | \$ 84.0 |
| 1070 | Buy | 23.11.2017 04:42:00 | 111.195 | 0.02 | 23.11.2017 05:20:00 | 111.264 | \$ 138.0 |
| 1069 | Buy | 23.11.2017 04:37:00 | 111.229 | 0.02 | 23.11.2017 05:20:00 | 111.264 | \$ 70.0 |
| 1068 | Buy | 23.11.2017 04:32:00 | 111.172 | 0.02 | 23.11.2017 05:20:00 | 111.264 | \$ 184.0 |
| 1067 | Buy | 23.11.2017 04:27:00 | 111.277 | 0.02 | 23.11.2017 05:20:00 | 111.264 | \$ -26.0 |
| 1066 | Buy | 23.11.2017 04:22:00 | 111.316 | 0.02 | 23.11.2017 05:20:00 | 111.264 | \$ -104.0 |
| 1065 | Buy | 23.11.2017 04:17:00 | 111.344 | 0.02 | 23.11.2017 05:20:00 | 111.264 | \$ -160.0 |
| 1363 | Buy | 23.11.2017 06:03:00 | 111.206 | 0.01 | 23.11.2017 06:12:00 | 111.227 | \$ 21.0 |
| 1364 | Buy | 23.11.2017 09:10:00 | 111.22 | 0.01 | 23.11.2017 09:14:00 | 111.242 | \$ 22.0 |

| | | | | | | | |
|------|------|---------------------|---------|------|---------------------|---------|-------------|
| 1366 | Buy | 23.11.2017 17:08:00 | 111.136 | 0.01 | 23.11.2017 17:19:00 | 111.221 | \$ 85.0 |
| 1365 | Buy | 23.11.2017 15:28:00 | 111.266 | 0.01 | 23.11.2017 17:19:00 | 111.221 | \$ -45.0 |
| 1367 | Buy | 23.11.2017 20:43:00 | 111.172 | 0.01 | 23.11.2017 21:09:00 | 111.193 | \$ 21.0 |
| 1581 | Buy | 23.11.2017 20:43:00 | 111.172 | 0.02 | 24.11.2017 09:07:00 | 111.337 | \$ 337.94 |
| 1580 | Buy | 23.11.2017 17:05:00 | 111.141 | 0.01 | 24.11.2017 09:07:00 | 111.337 | \$ 199.97 |
| 1579 | Buy | 23.11.2017 15:28:00 | 111.266 | 0.02 | 24.11.2017 09:07:00 | 111.337 | \$ 149.94 |
| 1578 | Buy | 23.11.2017 09:10:00 | 111.22 | 0.02 | 24.11.2017 09:07:00 | 111.337 | \$ 241.94 |
| 1577 | Buy | 23.11.2017 06:03:00 | 111.206 | 0.01 | 24.11.2017 09:07:00 | 111.337 | \$ 134.97 |
| 1576 | Buy | 23.11.2017 04:01:00 | 111.456 | 0.01 | 24.11.2017 09:07:00 | 111.337 | \$ -115.03 |
| 1575 | Buy | 23.11.2017 02:20:00 | 111.581 | 0.01 | 24.11.2017 09:07:00 | 111.337 | \$ -240.03 |
| 1574 | Buy | 23.11.2017 00:12:00 | 111.783 | 0.01 | 24.11.2017 09:07:00 | 111.337 | \$ -442.03 |
| 1844 | Sell | 24.11.2017 09:07:00 | 111.337 | 0.03 | 24.11.2017 10:37:00 | 111.31 | \$ 81.0 |
| 1369 | Sell | 24.11.2017 15:31:00 | 111.525 | 0.01 | 24.11.2017 16:47:00 | 111.464 | \$ 61.0 |
| 1368 | Sell | 24.11.2017 13:00:00 | 111.447 | 0.01 | 24.11.2017 16:47:00 | 111.464 | \$ -17.0 |
| 1583 | Sell | 24.11.2017 15:31:00 | 111.525 | 0.01 | 24.11.2017 16:47:00 | 111.464 | \$ 61.0 |
| 1582 | Sell | 24.11.2017 13:00:00 | 111.447 | 0.01 | 24.11.2017 16:47:00 | 111.464 | \$ -17.0 |
| 1846 | Sell | 24.11.2017 15:31:00 | 111.525 | 0.03 | 24.11.2017 16:59:00 | 111.434 | \$ 273.0 |
| 1845 | Sell | 24.11.2017 12:47:00 | 111.397 | 0.03 | 24.11.2017 16:59:00 | 111.434 | \$ -111.0 |
| 1847 | Sell | 24.11.2017 20:16:00 | 111.513 | 0.03 | 24.11.2017 20:51:00 | 111.485 | \$ 84.0 |
| 1848 | Sell | 25.11.2017 01:09:00 | 111.53 | 0.03 | 25.11.2017 06:51:00 | 111.505 | \$ 75.0 |
| 1843 | Buy | 24.11.2017 06:00:00 | 111.148 | 0.01 | 27.11.2017 08:06:00 | 111.649 | \$ 504.97 |
| 1842 | Buy | 23.11.2017 17:05:00 | 111.141 | 0.01 | 27.11.2017 08:06:00 | 111.649 | \$ 515.94 |
| 1841 | Buy | 23.11.2017 16:12:00 | 111.212 | 0.03 | 27.11.2017 08:06:00 | 111.649 | \$ 1334.82 |
| 1840 | Buy | 23.11.2017 09:10:00 | 111.22 | 0.03 | 27.11.2017 08:06:00 | 111.649 | \$ 1310.82 |
| 1839 | Buy | 23.11.2017 06:03:00 | 111.206 | 0.01 | 27.11.2017 08:06:00 | 111.649 | \$ 450.94 |
| 1838 | Buy | 23.11.2017 04:01:00 | 111.456 | 0.01 | 27.11.2017 08:06:00 | 111.649 | \$ 200.94 |
| 1837 | Buy | 23.11.2017 02:20:00 | 111.581 | 0.01 | 27.11.2017 08:06:00 | 111.649 | \$ 75.94 |
| 1836 | Buy | 23.11.2017 00:12:00 | 111.783 | 0.01 | 27.11.2017 08:06:00 | 111.649 | \$ -126.06 |
| 1835 | Buy | 22.11.2017 22:25:00 | 111.972 | 0.01 | 27.11.2017 08:06:00 | 111.649 | \$ -303.15 |
| 1834 | Buy | 22.11.2017 22:13:00 | 112.02 | 0.03 | 27.11.2017 08:06:00 | 111.649 | \$ -1053.45 |
| 1833 | Buy | 22.11.2017 16:52:00 | 112.039 | 0.01 | 27.11.2017 08:06:00 | 111.649 | \$ -370.15 |
| 1832 | Buy | 22.11.2017 15:12:00 | 112.139 | 0.01 | 27.11.2017 08:06:00 | 111.649 | \$ -470.15 |
| 1831 | Buy | 22.11.2017 13:22:00 | 112.225 | 0.01 | 27.11.2017 08:06:00 | 111.649 | \$ -556.15 |
| 1830 | Buy | 22.11.2017 09:00:00 | 112.355 | 0.01 | 27.11.2017 08:06:00 | 111.649 | \$ -686.15 |
| 1370 | Sell | 27.11.2017 08:07:00 | 111.654 | 0.01 | 27.11.2017 09:06:00 | 111.633 | \$ 21.0 |
| 1584 | Sell | 27.11.2017 08:07:00 | 111.654 | 0.01 | 27.11.2017 09:06:00 | 111.633 | \$ 21.0 |
| 1850 | Sell | 27.11.2017 07:30:00 | 111.605 | 0.05 | 27.11.2017 09:28:00 | 111.584 | \$ 105.0 |
| 1849 | Sell | 27.11.2017 07:29:00 | 111.621 | 0.03 | 27.11.2017 09:28:00 | 111.584 | \$ 111.0 |
| 1851 | Buy | 27.11.2017 11:15:00 | 111.37 | 0.01 | 27.11.2017 11:36:00 | 111.398 | \$ 28.0 |
| 1852 | Buy | 27.11.2017 13:49:00 | 111.364 | 0.01 | 27.11.2017 14:07:00 | 111.393 | \$ 29.0 |
| 1371 | Buy | 27.11.2017 17:03:00 | 111.278 | 0.01 | 27.11.2017 18:05:00 | 111.299 | \$ 21.0 |
| 1585 | Buy | 27.11.2017 17:03:00 | 111.278 | 0.01 | 27.11.2017 18:05:00 | 111.299 | \$ 21.0 |
| 1373 | Buy | 27.11.2017 22:48:00 | 111.023 | 0.01 | 27.11.2017 23:44:00 | 111.143 | \$ 120.0 |
| 1372 | Buy | 27.11.2017 20:44:00 | 111.223 | 0.01 | 27.11.2017 23:44:00 | 111.143 | \$ -80.0 |
| 1587 | Buy | 27.11.2017 22:48:00 | 111.023 | 0.01 | 27.11.2017 23:44:00 | 111.143 | \$ 120.0 |
| 1586 | Buy | 27.11.2017 20:44:00 | 111.223 | 0.01 | 27.11.2017 23:44:00 | 111.143 | \$ -80.0 |
| 1855 | Buy | 27.11.2017 22:48:00 | 111.023 | 0.01 | 28.11.2017 00:21:00 | 111.224 | \$ 204.97 |
| 1854 | Buy | 27.11.2017 20:44:00 | 111.223 | 0.01 | 28.11.2017 00:21:00 | 111.224 | \$ 4.97 |
| 1853 | Buy | 27.11.2017 17:02:00 | 111.348 | 0.01 | 28.11.2017 00:21:00 | 111.224 | \$ -120.03 |
| 1374 | Buy | 28.11.2017 01:00:00 | 111.057 | 0.01 | 28.11.2017 01:12:00 | 111.078 | \$ 21.0 |
| 1588 | Buy | 28.11.2017 01:00:00 | 111.057 | 0.02 | 28.11.2017 01:12:00 | 111.078 | \$ 42.0 |
| 1856 | Buy | 28.11.2017 01:00:00 | 111.052 | 0.03 | 28.11.2017 01:12:00 | 111.078 | \$ 78.0 |
| 1589 | Buy | 28.11.2017 01:15:00 | 110.953 | 0.01 | 28.11.2017 01:26:00 | 110.974 | \$ 21.0 |
| 1857 | Buy | 28.11.2017 01:15:00 | 110.953 | 0.01 | 28.11.2017 01:55:00 | 110.982 | \$ 29.0 |
| 1859 | Buy | 28.11.2017 09:28:00 | 110.987 | 0.01 | 28.11.2017 10:05:00 | 111.056 | \$ 69.0 |
| 1858 | Buy | 28.11.2017 09:20:00 | 111.045 | 0.03 | 28.11.2017 10:05:00 | 111.056 | \$ 33.0 |
| 1860 | Sell | 28.11.2017 11:00:00 | 111.305 | 0.03 | 28.11.2017 11:18:00 | 111.28 | \$ 75.0 |
| 1861 | Sell | 28.11.2017 16:05:00 | 111.255 | 0.03 | 28.11.2017 16:26:00 | 111.226 | \$ 87.0 |
| 1862 | Sell | 28.11.2017 17:55:00 | 111.303 | 0.03 | 28.11.2017 18:21:00 | 111.276 | \$ 81.0 |
| 1375 | Sell | 28.11.2017 21:00:00 | 111.354 | 0.01 | 28.11.2017 21:43:00 | 111.332 | \$ 22.0 |

| | | | | | | | |
|------|------|---------------------|---------|------|---------------------|---------|------------|
| 1590 | Sell | 28.11.2017 21:00:00 | 111.354 | 0.01 | 28.11.2017 21:43:00 | 111.332 | \$ 22.0 |
| 1863 | Sell | 28.11.2017 21:00:00 | 111.354 | 0.03 | 28.11.2017 21:43:00 | 111.327 | \$ 81.0 |
| 1865 | Sell | 28.11.2017 23:44:00 | 111.382 | 0.03 | 28.11.2017 23:48:00 | 111.334 | \$ 144.0 |
| 1864 | Sell | 28.11.2017 23:42:00 | 111.35 | 0.05 | 28.11.2017 23:48:00 | 111.334 | \$ 80.0 |
| 1376 | Sell | 29.11.2017 00:01:00 | 111.427 | 0.01 | 29.11.2017 00:25:00 | 111.407 | \$ 20.0 |
| 1591 | Sell | 29.11.2017 00:01:00 | 111.427 | 0.01 | 29.11.2017 00:25:00 | 111.407 | \$ 20.0 |
| 1866 | Buy | 29.11.2017 04:01:00 | 111.212 | 0.01 | 29.11.2017 04:18:00 | 111.242 | \$ 30.0 |
| 1377 | Sell | 29.11.2017 04:53:00 | 111.623 | 0.01 | 29.11.2017 04:55:00 | 111.6 | \$ 23.0 |
| 1592 | Sell | 29.11.2017 04:53:00 | 111.623 | 0.01 | 29.11.2017 04:55:00 | 111.6 | \$ 23.0 |
| 1867 | Sell | 29.11.2017 04:44:00 | 111.42 | 0.03 | 29.11.2017 06:03:00 | 111.395 | \$ 75.0 |
| 1379 | Sell | 29.11.2017 10:02:00 | 111.646 | 0.01 | 29.11.2017 11:40:00 | 111.546 | \$ 100.0 |
| 1378 | Sell | 29.11.2017 07:56:00 | 111.491 | 0.01 | 29.11.2017 11:40:00 | 111.546 | \$ -55.0 |
| 1594 | Sell | 29.11.2017 10:02:00 | 111.646 | 0.01 | 29.11.2017 11:40:00 | 111.546 | \$ 100.0 |
| 1593 | Sell | 29.11.2017 07:56:00 | 111.491 | 0.01 | 29.11.2017 11:40:00 | 111.546 | \$ -55.0 |
| 1869 | Sell | 29.11.2017 10:02:00 | 111.646 | 0.03 | 29.11.2017 11:40:00 | 111.542 | \$ 312.0 |
| 1868 | Sell | 29.11.2017 07:56:00 | 111.491 | 0.03 | 29.11.2017 11:40:00 | 111.542 | \$ -153.0 |
| 1380 | Sell | 29.11.2017 12:40:00 | 111.559 | 0.01 | 29.11.2017 12:45:00 | 111.538 | \$ 21.0 |
| 1595 | Sell | 29.11.2017 12:40:00 | 111.559 | 0.02 | 29.11.2017 12:45:00 | 111.538 | \$ 42.0 |
| 1870 | Sell | 29.11.2017 12:40:00 | 111.559 | 0.05 | 29.11.2017 12:45:00 | 111.531 | \$ 140.0 |
| 1871 | Sell | 29.11.2017 16:45:00 | 111.527 | 0.05 | 29.11.2017 16:51:00 | 111.499 | \$ 140.0 |
| 1077 | Sell | 29.11.2017 22:40:00 | 111.955 | 0.02 | 29.11.2017 22:43:00 | 111.925 | \$ 60.0 |
| 1076 | Sell | 29.11.2017 22:35:00 | 111.965 | 0.02 | 29.11.2017 22:43:00 | 111.925 | \$ 80.0 |
| 1075 | Sell | 29.11.2017 22:30:00 | 111.958 | 0.02 | 29.11.2017 22:43:00 | 111.925 | \$ 66.0 |
| 1074 | Sell | 29.11.2017 22:25:00 | 111.957 | 0.02 | 29.11.2017 22:43:00 | 111.925 | \$ 64.0 |
| 1073 | Sell | 29.11.2017 22:20:00 | 111.894 | 0.02 | 29.11.2017 22:43:00 | 111.925 | \$ -62.0 |
| 1080 | Sell | 29.11.2017 23:04:00 | 112.027 | 0.02 | 29.11.2017 23:06:00 | 111.976 | \$ 102.0 |
| 1079 | Sell | 29.11.2017 22:59:00 | 111.991 | 0.02 | 29.11.2017 23:06:00 | 111.976 | \$ 30.0 |
| 1078 | Sell | 29.11.2017 22:54:00 | 111.972 | 0.02 | 29.11.2017 23:06:00 | 111.976 | \$ -8.0 |
| 1081 | Sell | 30.11.2017 00:03:00 | 112.147 | 0.02 | 30.11.2017 00:04:00 | 112.126 | \$ 42.0 |
| 1382 | Sell | 29.11.2017 23:53:00 | 111.998 | 0.01 | 30.11.2017 00:24:00 | 111.847 | \$ 121.51 |
| 1381 | Sell | 29.11.2017 22:01:00 | 111.741 | 0.01 | 30.11.2017 00:24:00 | 111.847 | \$ -135.49 |
| 1597 | Sell | 29.11.2017 23:53:00 | 111.998 | 0.01 | 30.11.2017 00:24:00 | 111.847 | \$ 121.51 |
| 1596 | Sell | 29.11.2017 22:01:00 | 111.741 | 0.01 | 30.11.2017 00:24:00 | 111.847 | \$ -135.49 |
| 1874 | Sell | 29.11.2017 23:53:00 | 111.998 | 0.03 | 30.11.2017 01:47:00 | 111.711 | \$ 772.53 |
| 1873 | Sell | 29.11.2017 21:49:00 | 111.648 | 0.03 | 30.11.2017 01:47:00 | 111.711 | \$ -277.47 |
| 1872 | Sell | 29.11.2017 20:09:00 | 111.568 | 0.03 | 30.11.2017 01:47:00 | 111.711 | \$ -517.47 |
| 1383 | Sell | 30.11.2017 02:50:00 | 111.869 | 0.01 | 30.11.2017 04:24:00 | 111.848 | \$ 21.0 |
| 1598 | Sell | 30.11.2017 02:50:00 | 111.869 | 0.02 | 30.11.2017 04:24:00 | 111.848 | \$ 42.0 |
| 1384 | Sell | 30.11.2017 06:50:00 | 111.978 | 0.01 | 30.11.2017 06:57:00 | 111.954 | \$ 24.0 |
| 1599 | Sell | 30.11.2017 06:50:00 | 111.978 | 0.02 | 30.11.2017 06:57:00 | 111.954 | \$ 48.0 |
| 1385 | Sell | 30.11.2017 08:49:00 | 112.057 | 0.01 | 30.11.2017 08:55:00 | 112.036 | \$ 21.0 |
| 1601 | Sell | 30.11.2017 09:26:00 | 112.081 | 0.01 | 30.11.2017 09:55:00 | 112.006 | \$ 75.0 |
| 1600 | Sell | 30.11.2017 07:37:00 | 111.973 | 0.01 | 30.11.2017 09:55:00 | 112.006 | \$ -33.0 |
| 1877 | Sell | 30.11.2017 09:26:00 | 112.081 | 0.03 | 30.11.2017 10:46:00 | 111.971 | \$ 330.0 |
| 1876 | Sell | 30.11.2017 07:40:00 | 111.96 | 0.05 | 30.11.2017 10:46:00 | 111.971 | \$ -55.0 |
| 1875 | Sell | 30.11.2017 07:37:00 | 111.973 | 0.03 | 30.11.2017 10:46:00 | 111.971 | \$ 6.0 |
| 1388 | Sell | 30.11.2017 18:15:00 | 112.472 | 0.01 | 30.11.2017 21:39:00 | 112.245 | \$ 227.0 |
| 1387 | Sell | 30.11.2017 16:32:00 | 112.251 | 0.01 | 30.11.2017 21:39:00 | 112.245 | \$ 6.0 |
| 1386 | Sell | 30.11.2017 14:36:00 | 112.08 | 0.01 | 30.11.2017 21:39:00 | 112.245 | \$ -165.0 |
| 1604 | Sell | 30.11.2017 18:15:00 | 112.472 | 0.01 | 30.11.2017 21:39:00 | 112.245 | \$ 227.0 |
| 1603 | Sell | 30.11.2017 16:32:00 | 112.251 | 0.01 | 30.11.2017 21:39:00 | 112.245 | \$ 6.0 |
| 1602 | Sell | 30.11.2017 14:36:00 | 112.08 | 0.01 | 30.11.2017 21:39:00 | 112.245 | \$ -165.0 |
| 1880 | Sell | 30.11.2017 18:15:00 | 112.472 | 0.03 | 30.11.2017 21:47:00 | 112.242 | \$ 690.0 |
| 1879 | Sell | 30.11.2017 16:32:00 | 112.251 | 0.03 | 30.11.2017 21:47:00 | 112.242 | \$ 27.0 |
| 1878 | Sell | 30.11.2017 14:36:00 | 112.08 | 0.03 | 30.11.2017 21:47:00 | 112.242 | \$ -486.0 |
| 1881 | Sell | 30.11.2017 22:35:00 | 112.431 | 0.05 | 30.11.2017 22:38:00 | 112.403 | \$ 140.0 |
| 1389 | Sell | 30.11.2017 22:31:00 | 112.381 | 0.01 | 30.11.2017 22:40:00 | 112.358 | \$ 23.0 |
| 1605 | Sell | 30.11.2017 22:31:00 | 112.381 | 0.02 | 30.11.2017 22:40:00 | 112.358 | \$ 46.0 |
| 1882 | Buy | 01.12.2017 00:00:00 | 111.968 | 0.01 | 01.12.2017 01:03:00 | 111.995 | \$ 27.0 |
| 1390 | Sell | 01.12.2017 02:48:00 | 112.493 | 0.01 | 01.12.2017 05:05:00 | 112.471 | \$ 22.0 |

| | | | | | | | |
|------|------|---------------------|---------|------|---------------------|---------|-----------|
| 1606 | Sell | 01.12.2017 02:48:00 | 112.493 | 0.01 | 01.12.2017 05:05:00 | 112.471 | \$ 22.0 |
| 1391 | Sell | 01.12.2017 05:48:00 | 112.61 | 0.01 | 01.12.2017 05:55:00 | 112.589 | \$ 21.0 |
| 1607 | Sell | 01.12.2017 05:48:00 | 112.61 | 0.01 | 01.12.2017 05:55:00 | 112.589 | \$ 21.0 |
| 1392 | Sell | 01.12.2017 07:30:00 | 112.604 | 0.01 | 01.12.2017 08:41:00 | 112.583 | \$ 21.0 |
| 1608 | Sell | 01.12.2017 07:30:00 | 112.604 | 0.01 | 01.12.2017 08:41:00 | 112.583 | \$ 21.0 |
| 1885 | Sell | 01.12.2017 07:30:00 | 112.604 | 0.03 | 01.12.2017 09:45:00 | 112.476 | \$ 384.0 |
| 1884 | Sell | 01.12.2017 05:48:00 | 112.61 | 0.03 | 01.12.2017 09:45:00 | 112.476 | \$ 402.0 |
| 1883 | Sell | 01.12.2017 02:00:00 | 112.294 | 0.03 | 01.12.2017 09:45:00 | 112.476 | \$ -546.0 |
| 1393 | Sell | 01.12.2017 11:35:00 | 112.538 | 0.01 | 01.12.2017 11:39:00 | 112.517 | \$ 21.0 |
| 1609 | Sell | 01.12.2017 11:35:00 | 112.538 | 0.02 | 01.12.2017 11:39:00 | 112.517 | \$ 42.0 |
| 1394 | Sell | 01.12.2017 13:49:00 | 112.597 | 0.01 | 01.12.2017 14:14:00 | 112.575 | \$ 22.0 |
| 1610 | Sell | 01.12.2017 13:49:00 | 112.597 | 0.01 | 01.12.2017 14:14:00 | 112.575 | \$ 22.0 |
| 1886 | Sell | 01.12.2017 13:49:00 | 112.597 | 0.03 | 01.12.2017 14:14:00 | 112.57 | \$ 81.0 |
| 1395 | Sell | 01.12.2017 15:35:00 | 112.615 | 0.01 | 01.12.2017 16:31:00 | 112.593 | \$ 22.0 |
| 1611 | Sell | 01.12.2017 15:35:00 | 112.615 | 0.01 | 01.12.2017 16:31:00 | 112.593 | \$ 22.0 |
| 1887 | Sell | 01.12.2017 15:35:00 | 112.615 | 0.03 | 01.12.2017 16:31:00 | 112.589 | \$ 78.0 |
| 1888 | Buy | 01.12.2017 19:41:00 | 112.385 | 0.01 | 01.12.2017 21:05:00 | 112.411 | \$ 26.0 |
| 1396 | Sell | 01.12.2017 23:01:00 | 112.745 | 0.01 | 01.12.2017 23:05:00 | 112.725 | \$ 20.0 |
| 1612 | Sell | 01.12.2017 23:01:00 | 112.745 | 0.01 | 01.12.2017 23:05:00 | 112.725 | \$ 20.0 |
| 1889 | Sell | 01.12.2017 23:00:00 | 112.739 | 0.03 | 01.12.2017 23:06:00 | 112.713 | \$ 78.0 |
| 1397 | Buy | 02.12.2017 01:12:00 | 111.873 | 0.01 | 02.12.2017 01:14:00 | 111.896 | \$ 23.0 |
| 1613 | Buy | 02.12.2017 01:12:00 | 111.873 | 0.01 | 02.12.2017 01:14:00 | 111.896 | \$ 23.0 |
| 1890 | Buy | 02.12.2017 01:12:00 | 111.971 | 0.01 | 02.12.2017 01:14:00 | 111.997 | \$ 26.0 |
| 1891 | Buy | 02.12.2017 04:50:00 | 112.049 | 0.01 | 02.12.2017 05:07:00 | 112.077 | \$ 28.0 |
| 1398 | Buy | 02.12.2017 04:45:00 | 112.079 | 0.01 | 02.12.2017 05:08:00 | 112.1 | \$ 21.0 |
| 1614 | Buy | 02.12.2017 04:45:00 | 112.079 | 0.01 | 02.12.2017 05:08:00 | 112.1 | \$ 21.0 |
| 1892 | Sell | 04.12.2017 07:00:00 | 112.776 | 0.03 | 04.12.2017 07:00:00 | 112.748 | \$ 84.0 |
| 1893 | Sell | 04.12.2017 08:49:00 | 112.851 | 0.03 | 04.12.2017 09:03:00 | 112.824 | \$ 81.0 |
| 1399 | Sell | 04.12.2017 08:00:00 | 112.744 | 0.01 | 04.12.2017 09:21:00 | 112.721 | \$ 23.0 |
| 1615 | Sell | 04.12.2017 08:00:00 | 112.744 | 0.01 | 04.12.2017 09:21:00 | 112.721 | \$ 23.0 |
| 1400 | Sell | 04.12.2017 14:01:00 | 112.818 | 0.01 | 04.12.2017 14:09:00 | 112.794 | \$ 24.0 |
| 1617 | Sell | 04.12.2017 14:01:00 | 112.827 | 0.01 | 04.12.2017 14:09:00 | 112.798 | \$ 29.0 |
| 1616 | Sell | 04.12.2017 14:01:00 | 112.818 | 0.02 | 04.12.2017 14:09:00 | 112.798 | \$ 40.0 |
| 1895 | Sell | 04.12.2017 14:01:00 | 112.827 | 0.03 | 04.12.2017 14:09:00 | 112.794 | \$ 99.0 |
| 1894 | Sell | 04.12.2017 14:01:00 | 112.818 | 0.05 | 04.12.2017 14:09:00 | 112.794 | \$ 120.0 |
| 1401 | Sell | 04.12.2017 16:08:00 | 112.926 | 0.01 | 04.12.2017 16:10:00 | 112.905 | \$ 21.0 |
| 1618 | Sell | 04.12.2017 16:08:00 | 112.926 | 0.01 | 04.12.2017 16:10:00 | 112.905 | \$ 21.0 |
| 1896 | Sell | 04.12.2017 16:08:00 | 112.926 | 0.03 | 04.12.2017 16:10:00 | 112.901 | \$ 75.0 |
| 1402 | Sell | 04.12.2017 19:45:00 | 112.952 | 0.01 | 04.12.2017 19:51:00 | 112.931 | \$ 21.0 |
| 1619 | Sell | 04.12.2017 19:45:00 | 112.952 | 0.02 | 04.12.2017 19:51:00 | 112.931 | \$ 42.0 |
| 1403 | Sell | 04.12.2017 21:31:00 | 113.019 | 0.01 | 04.12.2017 21:43:00 | 112.998 | \$ 21.0 |
| 1621 | Sell | 04.12.2017 21:36:00 | 113.027 | 0.01 | 04.12.2017 21:43:00 | 113.001 | \$ 26.0 |
| 1620 | Sell | 04.12.2017 21:31:00 | 113.019 | 0.02 | 04.12.2017 21:43:00 | 113.001 | \$ 36.0 |
| 1898 | Sell | 04.12.2017 21:36:00 | 113.027 | 0.03 | 04.12.2017 21:55:00 | 112.993 | \$ 102.0 |
| 1897 | Sell | 04.12.2017 21:31:00 | 113.019 | 0.05 | 04.12.2017 21:55:00 | 112.993 | \$ 130.0 |
| 1404 | Sell | 04.12.2017 23:11:00 | 112.998 | 0.01 | 04.12.2017 23:34:00 | 112.978 | \$ 20.0 |
| 1622 | Sell | 04.12.2017 23:11:00 | 112.998 | 0.02 | 04.12.2017 23:34:00 | 112.978 | \$ 40.0 |
| 1623 | Sell | 04.12.2017 23:40:00 | 113.041 | 0.01 | 04.12.2017 23:46:00 | 113.02 | \$ 21.0 |
| 1900 | Sell | 04.12.2017 23:40:00 | 113.041 | 0.03 | 04.12.2017 23:46:00 | 112.989 | \$ 156.0 |
| 1899 | Sell | 04.12.2017 23:11:00 | 112.998 | 0.05 | 04.12.2017 23:46:00 | 112.989 | \$ 45.0 |
| 1405 | Buy | 05.12.2017 05:04:00 | 112.585 | 0.01 | 05.12.2017 05:23:00 | 112.608 | \$ 23.0 |
| 1624 | Buy | 05.12.2017 05:04:00 | 112.585 | 0.01 | 05.12.2017 05:23:00 | 112.608 | \$ 23.0 |
| 1406 | Buy | 05.12.2017 09:47:00 | 112.464 | 0.01 | 05.12.2017 09:54:00 | 112.485 | \$ 21.0 |
| 1626 | Buy | 05.12.2017 09:50:00 | 112.48 | 0.02 | 05.12.2017 10:37:00 | 112.495 | \$ 30.0 |
| 1625 | Buy | 05.12.2017 09:47:00 | 112.464 | 0.01 | 05.12.2017 10:37:00 | 112.495 | \$ 31.0 |
| 1904 | Buy | 05.12.2017 09:50:00 | 112.48 | 0.03 | 05.12.2017 12:41:00 | 112.56 | \$ 240.0 |
| 1903 | Buy | 05.12.2017 09:47:00 | 112.464 | 0.01 | 05.12.2017 12:41:00 | 112.56 | \$ 96.0 |
| 1902 | Buy | 05.12.2017 05:49:00 | 112.568 | 0.01 | 05.12.2017 12:41:00 | 112.56 | \$ -8.0 |
| 1901 | Buy | 05.12.2017 04:09:00 | 112.738 | 0.01 | 05.12.2017 12:41:00 | 112.56 | \$ -178.0 |
| 1905 | Buy | 05.12.2017 18:12:00 | 112.559 | 0.01 | 05.12.2017 19:02:00 | 112.584 | \$ 25.0 |

| | | | | | | | |
|------|------|---------------------|---------|------|---------------------|---------|-----------|
| 1906 | Buy | 05.12.2017 20:21:00 | 112.433 | 0.01 | 05.12.2017 20:37:00 | 112.459 | \$ 26.0 |
| 1907 | Sell | 05.12.2017 23:08:00 | 112.741 | 0.03 | 06.12.2017 00:00:00 | 112.716 | \$ 45.51 |
| 1407 | Sell | 06.12.2017 01:00:00 | 112.77 | 0.01 | 06.12.2017 01:58:00 | 112.749 | \$ 21.0 |
| 1627 | Sell | 06.12.2017 01:00:00 | 112.77 | 0.01 | 06.12.2017 01:58:00 | 112.749 | \$ 21.0 |
| 1908 | Sell | 06.12.2017 00:59:00 | 112.787 | 0.03 | 06.12.2017 01:58:00 | 112.761 | \$ 78.0 |
| 1408 | Sell | 06.12.2017 03:11:00 | 112.794 | 0.01 | 06.12.2017 03:16:00 | 112.771 | \$ 23.0 |
| 1628 | Sell | 06.12.2017 03:11:00 | 112.794 | 0.01 | 06.12.2017 03:16:00 | 112.771 | \$ 23.0 |
| 1909 | Sell | 06.12.2017 03:11:00 | 112.794 | 0.03 | 06.12.2017 03:16:00 | 112.767 | \$ 81.0 |
| 1409 | Buy | 06.12.2017 09:31:00 | 112.418 | 0.01 | 06.12.2017 09:32:00 | 112.441 | \$ 23.0 |
| 1629 | Buy | 06.12.2017 09:31:00 | 112.418 | 0.01 | 06.12.2017 09:32:00 | 112.441 | \$ 23.0 |
| 1410 | Buy | 06.12.2017 11:18:00 | 112.395 | 0.01 | 06.12.2017 11:19:00 | 112.415 | \$ 20.0 |
| 1630 | Buy | 06.12.2017 11:18:00 | 112.395 | 0.01 | 06.12.2017 11:19:00 | 112.415 | \$ 20.0 |
| 1411 | Buy | 06.12.2017 13:29:00 | 112.175 | 0.01 | 06.12.2017 15:33:00 | 112.198 | \$ 23.0 |
| 1631 | Buy | 06.12.2017 13:29:00 | 112.175 | 0.01 | 06.12.2017 15:33:00 | 112.198 | \$ 23.0 |
| 1412 | Buy | 06.12.2017 16:24:00 | 112.053 | 0.01 | 06.12.2017 16:25:00 | 112.075 | \$ 22.0 |
| 1632 | Buy | 06.12.2017 16:24:00 | 112.053 | 0.01 | 06.12.2017 16:25:00 | 112.075 | \$ 22.0 |
| 1413 | Buy | 06.12.2017 19:16:00 | 112.103 | 0.01 | 06.12.2017 19:38:00 | 112.124 | \$ 21.0 |
| 1633 | Buy | 06.12.2017 19:16:00 | 112.103 | 0.02 | 06.12.2017 19:38:00 | 112.124 | \$ 42.0 |
| 1414 | Buy | 06.12.2017 22:06:00 | 112.148 | 0.01 | 06.12.2017 22:15:00 | 112.169 | \$ 21.0 |
| 1634 | Buy | 06.12.2017 22:06:00 | 112.148 | 0.02 | 06.12.2017 22:15:00 | 112.169 | \$ 42.0 |
| 1635 | Buy | 06.12.2017 22:31:00 | 112.053 | 0.01 | 06.12.2017 22:36:00 | 112.075 | \$ 22.0 |
| 1913 | Buy | 06.12.2017 16:24:00 | 112.053 | 0.01 | 06.12.2017 23:04:00 | 112.319 | \$ 266.0 |
| 1912 | Buy | 06.12.2017 13:29:00 | 112.175 | 0.01 | 06.12.2017 23:04:00 | 112.319 | \$ 144.0 |
| 1911 | Buy | 06.12.2017 10:44:00 | 112.414 | 0.01 | 06.12.2017 23:04:00 | 112.319 | \$ -95.0 |
| 1910 | Buy | 06.12.2017 08:34:00 | 112.533 | 0.01 | 06.12.2017 23:04:00 | 112.319 | \$ -214.0 |
| 1914 | Sell | 07.12.2017 02:13:00 | 112.357 | 0.03 | 07.12.2017 02:17:00 | 112.331 | \$ 78.0 |
| 1915 | Buy | 07.12.2017 05:58:00 | 112.191 | 0.01 | 07.12.2017 06:00:00 | 112.217 | \$ 26.0 |
| 1418 | Sell | 07.12.2017 21:22:00 | 112.766 | 0.01 | 07.12.2017 22:57:00 | 112.632 | \$ 134.0 |
| 1417 | Sell | 07.12.2017 19:38:00 | 112.705 | 0.01 | 07.12.2017 22:57:00 | 112.632 | \$ 73.0 |
| 1416 | Sell | 07.12.2017 17:54:00 | 112.668 | 0.01 | 07.12.2017 22:57:00 | 112.632 | \$ 36.0 |
| 1415 | Sell | 07.12.2017 14:26:00 | 112.483 | 0.01 | 07.12.2017 22:57:00 | 112.632 | \$ -149.0 |
| 1639 | Sell | 07.12.2017 21:22:00 | 112.766 | 0.01 | 07.12.2017 22:57:00 | 112.632 | \$ 134.0 |
| 1638 | Sell | 07.12.2017 19:38:00 | 112.705 | 0.01 | 07.12.2017 22:57:00 | 112.632 | \$ 73.0 |
| 1637 | Sell | 07.12.2017 17:54:00 | 112.668 | 0.01 | 07.12.2017 22:57:00 | 112.632 | \$ 36.0 |
| 1636 | Sell | 07.12.2017 14:26:00 | 112.483 | 0.01 | 07.12.2017 22:57:00 | 112.632 | \$ -149.0 |
| 1419 | Sell | 08.12.2017 01:00:00 | 112.735 | 0.01 | 08.12.2017 01:08:00 | 112.712 | \$ 23.0 |
| 1641 | Sell | 08.12.2017 01:01:00 | 112.75 | 0.01 | 08.12.2017 01:08:00 | 112.72 | \$ 30.0 |
| 1640 | Sell | 08.12.2017 01:00:00 | 112.735 | 0.02 | 08.12.2017 01:08:00 | 112.72 | \$ 30.0 |
| 1082 | Sell | 08.12.2017 03:32:00 | 112.925 | 0.02 | 08.12.2017 03:46:00 | 112.904 | \$ 42.0 |
| 1425 | Sell | 08.12.2017 17:04:00 | 113.492 | 0.01 | 08.12.2017 23:39:00 | 113.177 | \$ 315.0 |
| 1424 | Sell | 08.12.2017 15:18:00 | 113.428 | 0.01 | 08.12.2017 23:39:00 | 113.177 | \$ 251.0 |
| 1423 | Sell | 08.12.2017 10:15:00 | 113.28 | 0.01 | 08.12.2017 23:39:00 | 113.177 | \$ 103.0 |
| 1422 | Sell | 08.12.2017 08:18:00 | 113.166 | 0.01 | 08.12.2017 23:39:00 | 113.177 | \$ -11.0 |
| 1421 | Sell | 08.12.2017 04:50:00 | 113.066 | 0.01 | 08.12.2017 23:39:00 | 113.177 | \$ -111.0 |
| 1420 | Sell | 08.12.2017 02:58:00 | 112.768 | 0.01 | 08.12.2017 23:39:00 | 113.177 | \$ -409.0 |
| 1649 | Sell | 08.12.2017 17:17:00 | 113.54 | 0.01 | 08.12.2017 23:39:00 | 113.177 | \$ 363.0 |
| 1648 | Sell | 08.12.2017 17:04:00 | 113.492 | 0.02 | 08.12.2017 23:39:00 | 113.177 | \$ 630.0 |
| 1647 | Sell | 08.12.2017 15:18:00 | 113.428 | 0.02 | 08.12.2017 23:39:00 | 113.177 | \$ 502.0 |
| 1646 | Sell | 08.12.2017 10:15:00 | 113.28 | 0.01 | 08.12.2017 23:39:00 | 113.177 | \$ 103.0 |
| 1645 | Sell | 08.12.2017 08:18:00 | 113.166 | 0.01 | 08.12.2017 23:39:00 | 113.177 | \$ -11.0 |
| 1644 | Sell | 08.12.2017 04:50:00 | 113.066 | 0.01 | 08.12.2017 23:39:00 | 113.177 | \$ -111.0 |
| 1643 | Sell | 08.12.2017 03:02:00 | 112.762 | 0.02 | 08.12.2017 23:39:00 | 113.177 | \$ -830.0 |
| 1642 | Sell | 08.12.2017 02:58:00 | 112.768 | 0.01 | 08.12.2017 23:39:00 | 113.177 | \$ -409.0 |
| 1426 | Sell | 09.12.2017 01:01:00 | 113.539 | 0.01 | 09.12.2017 01:13:00 | 113.517 | \$ 22.0 |
| 1650 | Sell | 09.12.2017 01:01:00 | 113.539 | 0.01 | 09.12.2017 01:13:00 | 113.517 | \$ 22.0 |
| 1427 | Sell | 11.12.2017 09:56:00 | 113.652 | 0.01 | 11.12.2017 10:37:00 | 113.63 | \$ 22.0 |
| 1651 | Sell | 11.12.2017 09:56:00 | 113.652 | 0.01 | 11.12.2017 10:37:00 | 113.63 | \$ 22.0 |
| 1935 | Buy | 11.12.2017 16:07:00 | 113.429 | 0.01 | 11.12.2017 16:11:00 | 113.456 | \$ 27.0 |
| 1936 | Buy | 11.12.2017 18:05:00 | 113.396 | 0.01 | 11.12.2017 19:32:00 | 113.423 | \$ 27.0 |
| 1937 | Buy | 11.12.2017 20:40:00 | 113.363 | 0.01 | 11.12.2017 21:21:00 | 113.388 | \$ 25.0 |

| | | | | | | | |
|------|------|---------------------|---------|------|---------------------|---------|-------------|
| 1428 | Buy | 11.12.2017 21:45:00 | 113.291 | 0.01 | 11.12.2017 22:08:00 | 113.312 | \$ 21.0 |
| 1652 | Buy | 11.12.2017 21:45:00 | 113.291 | 0.01 | 11.12.2017 22:08:00 | 113.312 | \$ 21.0 |
| 1938 | Buy | 12.12.2017 16:05:00 | 113.414 | 0.01 | 12.12.2017 16:48:00 | 113.441 | \$ 27.0 |
| 1429 | Sell | 13.12.2017 00:35:00 | 113.729 | 0.01 | 13.12.2017 00:50:00 | 113.707 | \$ 22.0 |
| 1653 | Sell | 13.12.2017 00:35:00 | 113.729 | 0.01 | 13.12.2017 00:50:00 | 113.707 | \$ 22.0 |
| 1941 | Buy | 13.12.2017 09:54:00 | 113.462 | 0.01 | 13.12.2017 11:00:00 | 113.489 | \$ 27.0 |
| 1430 | Buy | 13.12.2017 12:24:00 | 113.266 | 0.01 | 13.12.2017 12:25:00 | 113.287 | \$ 21.0 |
| 1654 | Buy | 13.12.2017 12:24:00 | 113.266 | 0.01 | 13.12.2017 12:25:00 | 113.287 | \$ 21.0 |
| 1431 | Buy | 13.12.2017 14:35:00 | 113.297 | 0.01 | 13.12.2017 14:41:00 | 113.319 | \$ 22.0 |
| 1655 | Buy | 13.12.2017 14:35:00 | 113.297 | 0.01 | 13.12.2017 14:41:00 | 113.319 | \$ 22.0 |
| 1943 | Buy | 13.12.2017 14:35:00 | 113.297 | 0.01 | 13.12.2017 15:52:00 | 113.385 | \$ 88.0 |
| 1942 | Buy | 13.12.2017 12:17:00 | 113.423 | 0.01 | 13.12.2017 15:52:00 | 113.385 | \$ -38.0 |
| 1944 | Buy | 13.12.2017 21:19:00 | 113.288 | 0.01 | 13.12.2017 21:21:00 | 113.313 | \$ 25.0 |
| 1940 | Sell | 13.12.2017 01:35:00 | 113.716 | 0.03 | 13.12.2017 22:30:00 | 113.102 | \$ 1842.0 |
| 1939 | Sell | 12.12.2017 23:21:00 | 113.548 | 0.03 | 13.12.2017 22:30:00 | 113.102 | \$ 1308.51 |
| 1934 | Sell | 11.12.2017 09:50:00 | 113.592 | 0.03 | 13.12.2017 22:30:00 | 113.102 | \$ 1411.02 |
| 1933 | Sell | 11.12.2017 08:04:00 | 113.618 | 0.03 | 13.12.2017 22:30:00 | 113.102 | \$ 1489.02 |
| 1932 | Sell | 09.12.2017 01:00:00 | 113.522 | 0.03 | 13.12.2017 22:30:00 | 113.102 | \$ 1171.53 |
| 1931 | Sell | 09.12.2017 00:58:00 | 113.541 | 0.05 | 13.12.2017 22:30:00 | 113.102 | \$ 2047.55 |
| 1930 | Sell | 08.12.2017 17:17:00 | 113.54 | 0.03 | 13.12.2017 22:30:00 | 113.102 | \$ 1225.53 |
| 1929 | Sell | 08.12.2017 17:04:00 | 113.492 | 0.05 | 13.12.2017 22:30:00 | 113.102 | \$ 1802.55 |
| 1928 | Sell | 08.12.2017 15:18:00 | 113.428 | 0.05 | 13.12.2017 22:30:00 | 113.102 | \$ 1482.55 |
| 1927 | Sell | 08.12.2017 10:15:00 | 113.28 | 0.03 | 13.12.2017 22:30:00 | 113.102 | \$ 445.53 |
| 1926 | Sell | 08.12.2017 08:18:00 | 113.166 | 0.03 | 13.12.2017 22:30:00 | 113.102 | \$ 103.53 |
| 1925 | Sell | 08.12.2017 04:50:00 | 113.066 | 0.03 | 13.12.2017 22:30:00 | 113.102 | \$ -196.47 |
| 1924 | Sell | 08.12.2017 03:02:00 | 112.762 | 0.05 | 13.12.2017 22:30:00 | 113.102 | \$ -1847.45 |
| 1923 | Sell | 08.12.2017 02:58:00 | 112.768 | 0.03 | 13.12.2017 22:30:00 | 113.102 | \$ -1090.47 |
| 1922 | Sell | 08.12.2017 01:01:00 | 112.75 | 0.03 | 13.12.2017 22:30:00 | 113.102 | \$ -1144.47 |
| 1921 | Sell | 08.12.2017 01:00:00 | 112.735 | 0.05 | 13.12.2017 22:30:00 | 113.102 | \$ -1982.45 |
| 1920 | Sell | 07.12.2017 21:22:00 | 112.766 | 0.03 | 13.12.2017 22:30:00 | 113.102 | \$ -1125.96 |
| 1919 | Sell | 07.12.2017 19:38:00 | 112.705 | 0.03 | 13.12.2017 22:30:00 | 113.102 | \$ -1308.96 |
| 1918 | Sell | 07.12.2017 17:54:00 | 112.668 | 0.03 | 13.12.2017 22:30:00 | 113.102 | \$ -1419.96 |
| 1917 | Sell | 07.12.2017 14:25:00 | 112.477 | 0.03 | 13.12.2017 22:30:00 | 113.102 | \$ -1992.96 |
| 1916 | Sell | 07.12.2017 09:03:00 | 112.349 | 0.03 | 13.12.2017 22:30:00 | 113.102 | \$ -2376.96 |
| 1432 | Buy | 13.12.2017 22:31:00 | 113.087 | 0.01 | 13.12.2017 22:31:00 | 113.108 | \$ 21.0 |
| 1656 | Buy | 13.12.2017 22:31:00 | 113.087 | 0.01 | 13.12.2017 22:31:00 | 113.108 | \$ 21.0 |
| 1945 | Buy | 13.12.2017 23:30:00 | 113.07 | 0.01 | 13.12.2017 23:46:00 | 113.096 | \$ 26.0 |
| 1433 | Buy | 14.12.2017 00:55:00 | 113.102 | 0.01 | 14.12.2017 01:48:00 | 113.123 | \$ 21.0 |
| 1657 | Buy | 14.12.2017 00:55:00 | 113.102 | 0.01 | 14.12.2017 01:48:00 | 113.123 | \$ 21.0 |
| 1434 | Buy | 14.12.2017 03:17:00 | 113.088 | 0.01 | 14.12.2017 04:03:00 | 113.108 | \$ 20.0 |
| 1659 | Buy | 14.12.2017 03:35:00 | 113.023 | 0.01 | 14.12.2017 04:03:00 | 113.088 | \$ 65.0 |
| 1658 | Buy | 14.12.2017 03:17:00 | 113.088 | 0.02 | 14.12.2017 04:03:00 | 113.088 | \$ 0.0 |
| 1947 | Buy | 14.12.2017 03:35:00 | 113.023 | 0.01 | 14.12.2017 04:03:00 | 113.098 | \$ 75.0 |
| 1946 | Buy | 14.12.2017 03:17:00 | 113.088 | 0.03 | 14.12.2017 04:03:00 | 113.098 | \$ 30.0 |
| 1083 | Buy | 14.12.2017 05:00:00 | 112.522 | 0.02 | 14.12.2017 05:01:00 | 112.544 | \$ 44.0 |
| 1660 | Buy | 14.12.2017 05:17:00 | 112.572 | 0.01 | 14.12.2017 05:34:00 | 112.593 | \$ 21.0 |
| 1948 | Buy | 14.12.2017 05:17:00 | 112.572 | 0.01 | 14.12.2017 05:36:00 | 112.599 | \$ 27.0 |
| 1088 | Buy | 14.12.2017 05:25:00 | 112.561 | 0.02 | 14.12.2017 07:15:00 | 112.611 | \$ 100.0 |
| 1087 | Buy | 14.12.2017 05:20:00 | 112.551 | 0.02 | 14.12.2017 07:15:00 | 112.611 | \$ 120.0 |
| 1086 | Buy | 14.12.2017 05:15:00 | 112.59 | 0.02 | 14.12.2017 07:15:00 | 112.611 | \$ 42.0 |
| 1085 | Buy | 14.12.2017 05:10:00 | 112.63 | 0.02 | 14.12.2017 07:15:00 | 112.611 | \$ -38.0 |
| 1084 | Buy | 14.12.2017 05:05:00 | 112.622 | 0.02 | 14.12.2017 07:15:00 | 112.611 | \$ -22.0 |
| 1435 | Buy | 14.12.2017 04:57:00 | 112.623 | 0.01 | 14.12.2017 07:34:00 | 112.645 | \$ 22.0 |
| 1436 | Buy | 14.12.2017 10:21:00 | 112.702 | 0.01 | 14.12.2017 16:01:00 | 112.723 | \$ 21.0 |
| 1661 | Buy | 14.12.2017 10:21:00 | 112.702 | 0.02 | 14.12.2017 16:01:00 | 112.723 | \$ 42.0 |
| 1949 | Buy | 14.12.2017 21:20:00 | 112.66 | 0.01 | 14.12.2017 21:54:00 | 112.686 | \$ 26.0 |
| 1951 | Buy | 14.12.2017 23:20:00 | 112.667 | 0.03 | 14.12.2017 23:31:00 | 112.692 | \$ 75.0 |
| 1950 | Buy | 14.12.2017 23:20:00 | 112.655 | 0.01 | 14.12.2017 23:31:00 | 112.692 | \$ 37.0 |
| 1437 | Buy | 15.12.2017 01:34:00 | 112.492 | 0.01 | 15.12.2017 01:39:00 | 112.515 | \$ 23.0 |
| 1662 | Buy | 15.12.2017 01:34:00 | 112.492 | 0.01 | 15.12.2017 01:39:00 | 112.515 | \$ 23.0 |

| | | | | | | | |
|------|------|---------------------|---------|------|---------------------|---------|------------|
| 1438 | Buy | 15.12.2017 03:14:00 | 112.164 | 0.01 | 15.12.2017 03:26:00 | 112.187 | \$ 23.0 |
| 1663 | Buy | 15.12.2017 03:14:00 | 112.164 | 0.01 | 15.12.2017 03:26:00 | 112.187 | \$ 23.0 |
| 1439 | Buy | 15.12.2017 09:15:00 | 112.331 | 0.01 | 15.12.2017 09:49:00 | 112.352 | \$ 21.0 |
| 1664 | Buy | 15.12.2017 09:15:00 | 112.331 | 0.02 | 15.12.2017 09:49:00 | 112.352 | \$ 42.0 |
| 1440 | Buy | 15.12.2017 11:01:00 | 112.242 | 0.01 | 15.12.2017 11:47:00 | 112.265 | \$ 23.0 |
| 1665 | Buy | 15.12.2017 11:01:00 | 112.242 | 0.01 | 15.12.2017 11:47:00 | 112.265 | \$ 23.0 |
| 1443 | Buy | 15.12.2017 18:50:00 | 112.126 | 0.01 | 15.12.2017 19:18:00 | 112.209 | \$ 83.0 |
| 1442 | Buy | 15.12.2017 17:01:00 | 112.149 | 0.01 | 15.12.2017 19:18:00 | 112.209 | \$ 60.0 |
| 1441 | Buy | 15.12.2017 14:51:00 | 112.29 | 0.01 | 15.12.2017 19:18:00 | 112.209 | \$ -81.0 |
| 1669 | Buy | 15.12.2017 18:50:00 | 112.126 | 0.01 | 15.12.2017 22:21:00 | 112.239 | \$ 113.0 |
| 1668 | Buy | 15.12.2017 17:01:00 | 112.149 | 0.01 | 15.12.2017 22:21:00 | 112.239 | \$ 90.0 |
| 1667 | Buy | 15.12.2017 15:01:00 | 112.235 | 0.01 | 15.12.2017 22:21:00 | 112.239 | \$ 4.0 |
| 1666 | Buy | 15.12.2017 14:51:00 | 112.29 | 0.02 | 15.12.2017 22:21:00 | 112.239 | \$ -102.0 |
| 1957 | Buy | 15.12.2017 18:50:00 | 112.126 | 0.01 | 15.12.2017 23:24:00 | 112.325 | \$ 199.0 |
| 1956 | Buy | 15.12.2017 16:16:00 | 112.206 | 0.01 | 15.12.2017 23:24:00 | 112.325 | \$ 119.0 |
| 1955 | Buy | 15.12.2017 11:01:00 | 112.242 | 0.01 | 15.12.2017 23:24:00 | 112.325 | \$ 83.0 |
| 1954 | Buy | 15.12.2017 04:24:00 | 112.148 | 0.01 | 15.12.2017 23:24:00 | 112.325 | \$ 177.0 |
| 1953 | Buy | 15.12.2017 02:40:00 | 112.445 | 0.01 | 15.12.2017 23:24:00 | 112.325 | \$ -120.0 |
| 1952 | Buy | 15.12.2017 01:00:00 | 112.632 | 0.01 | 15.12.2017 23:24:00 | 112.325 | \$ -307.0 |
| 1444 | Sell | 16.12.2017 00:18:00 | 112.597 | 0.01 | 16.12.2017 00:34:00 | 112.575 | \$ 22.0 |
| 1670 | Sell | 16.12.2017 00:18:00 | 112.597 | 0.01 | 16.12.2017 00:34:00 | 112.575 | \$ 22.0 |
| 1445 | Sell | 16.12.2017 03:24:00 | 112.727 | 0.01 | 16.12.2017 03:30:00 | 112.707 | \$ 20.0 |
| 1671 | Sell | 16.12.2017 03:24:00 | 112.727 | 0.01 | 16.12.2017 03:30:00 | 112.707 | \$ 20.0 |
| 1446 | Sell | 18.12.2017 07:01:00 | 112.715 | 0.01 | 18.12.2017 07:02:00 | 112.694 | \$ 21.0 |
| 1672 | Sell | 18.12.2017 07:01:00 | 112.715 | 0.02 | 18.12.2017 07:02:00 | 112.694 | \$ 42.0 |
| 1959 | Sell | 16.12.2017 03:24:00 | 112.727 | 0.03 | 18.12.2017 07:28:00 | 112.559 | \$ 474.51 |
| 1958 | Sell | 16.12.2017 00:00:00 | 112.445 | 0.03 | 18.12.2017 07:28:00 | 112.559 | \$ -371.49 |
| 1447 | Sell | 18.12.2017 09:01:00 | 112.752 | 0.01 | 18.12.2017 09:15:00 | 112.729 | \$ 23.0 |
| 1673 | Sell | 18.12.2017 09:01:00 | 112.752 | 0.01 | 18.12.2017 09:15:00 | 112.729 | \$ 23.0 |
| 1960 | Sell | 18.12.2017 09:01:00 | 112.752 | 0.03 | 18.12.2017 09:29:00 | 112.726 | \$ 78.0 |
| 1961 | Sell | 18.12.2017 16:06:00 | 112.703 | 0.05 | 18.12.2017 16:30:00 | 112.674 | \$ 145.0 |
| 1963 | Buy | 18.12.2017 23:31:00 | 112.467 | 0.01 | 18.12.2017 23:38:00 | 112.53 | \$ 63.0 |
| 1962 | Buy | 18.12.2017 20:56:00 | 112.538 | 0.01 | 18.12.2017 23:38:00 | 112.53 | \$ -8.0 |
| 1448 | Buy | 19.12.2017 00:04:00 | 112.426 | 0.01 | 19.12.2017 00:06:00 | 112.447 | \$ 21.0 |
| 1674 | Buy | 19.12.2017 00:04:00 | 112.426 | 0.01 | 19.12.2017 00:06:00 | 112.447 | \$ 21.0 |
| 1964 | Buy | 19.12.2017 01:11:00 | 112.357 | 0.01 | 19.12.2017 01:19:00 | 112.383 | \$ 26.0 |
| 1965 | Sell | 19.12.2017 09:04:00 | 112.633 | 0.03 | 19.12.2017 09:59:00 | 112.606 | \$ 81.0 |
| 1449 | Sell | 19.12.2017 23:29:00 | 112.844 | 0.01 | 19.12.2017 23:34:00 | 112.821 | \$ 23.0 |
| 1675 | Sell | 19.12.2017 23:29:00 | 112.844 | 0.01 | 19.12.2017 23:34:00 | 112.821 | \$ 23.0 |
| 1450 | Sell | 20.12.2017 01:35:00 | 113.024 | 0.01 | 20.12.2017 01:38:00 | 113.002 | \$ 22.0 |
| 1676 | Sell | 20.12.2017 01:35:00 | 113.024 | 0.01 | 20.12.2017 01:38:00 | 113.002 | \$ 22.0 |
| 1678 | Sell | 20.12.2017 09:00:00 | 113.003 | 0.01 | 20.12.2017 09:55:00 | 112.958 | \$ 45.0 |
| 1677 | Sell | 20.12.2017 08:55:00 | 112.966 | 0.02 | 20.12.2017 09:55:00 | 112.958 | \$ 16.0 |
| 1451 | Sell | 20.12.2017 08:55:00 | 112.966 | 0.01 | 20.12.2017 09:59:00 | 112.945 | \$ 21.0 |
| 1452 | Sell | 20.12.2017 16:55:00 | 113.123 | 0.01 | 20.12.2017 17:31:00 | 113.1 | \$ 23.0 |
| 1679 | Sell | 20.12.2017 16:55:00 | 113.123 | 0.01 | 20.12.2017 17:31:00 | 113.1 | \$ 23.0 |
| 1453 | Sell | 20.12.2017 21:20:00 | 113.196 | 0.01 | 20.12.2017 23:48:00 | 113.173 | \$ 23.0 |
| 1680 | Sell | 20.12.2017 21:20:00 | 113.196 | 0.01 | 20.12.2017 23:48:00 | 113.173 | \$ 23.0 |
| 1682 | Sell | 21.12.2017 00:57:00 | 113.29 | 0.01 | 21.12.2017 02:20:00 | 113.247 | \$ 43.0 |
| 1681 | Sell | 21.12.2017 00:50:00 | 113.256 | 0.02 | 21.12.2017 02:20:00 | 113.247 | \$ 18.0 |
| 1454 | Sell | 21.12.2017 00:50:00 | 113.256 | 0.01 | 21.12.2017 02:37:00 | 113.233 | \$ 23.0 |
| 1455 | Sell | 21.12.2017 03:00:00 | 113.318 | 0.01 | 21.12.2017 03:16:00 | 113.294 | \$ 24.0 |
| 1683 | Sell | 21.12.2017 03:00:00 | 113.32 | 0.01 | 21.12.2017 03:16:00 | 113.299 | \$ 21.0 |
| 1456 | Sell | 21.12.2017 16:17:00 | 113.514 | 0.01 | 21.12.2017 17:31:00 | 113.492 | \$ 22.0 |
| 1684 | Sell | 21.12.2017 16:17:00 | 113.514 | 0.01 | 21.12.2017 17:31:00 | 113.492 | \$ 22.0 |
| 1978 | Buy | 22.12.2017 04:50:00 | 113.361 | 0.01 | 22.12.2017 09:55:00 | 113.387 | \$ 26.0 |
| 1980 | Buy | 23.12.2017 02:12:00 | 113.283 | 0.01 | 23.12.2017 04:20:00 | 113.308 | \$ 25.0 |
| 1981 | Buy | 25.12.2017 08:02:00 | 113.24 | 0.01 | 25.12.2017 08:29:00 | 113.267 | \$ 27.0 |
| 1982 | Buy | 25.12.2017 10:05:00 | 113.276 | 0.01 | 25.12.2017 10:09:00 | 113.302 | \$ 26.0 |
| 1979 | Sell | 23.12.2017 00:05:00 | 113.427 | 0.03 | 27.12.2017 04:19:00 | 113.136 | \$ 784.53 |

| | | | | | | | |
|------|------|---------------------|---------|------|---------------------|---------|-------------|
| 1977 | Sell | 21.12.2017 16:08:00 | 113.483 | 0.03 | 27.12.2017 04:19:00 | 113.136 | \$ 923.04 |
| 1976 | Sell | 21.12.2017 11:53:00 | 113.412 | 0.03 | 27.12.2017 04:19:00 | 113.136 | \$ 710.04 |
| 1975 | Sell | 21.12.2017 03:00:00 | 113.32 | 0.03 | 27.12.2017 04:19:00 | 113.136 | \$ 434.04 |
| 1974 | Sell | 21.12.2017 00:57:00 | 113.29 | 0.03 | 27.12.2017 04:19:00 | 113.136 | \$ 344.04 |
| 1973 | Sell | 21.12.2017 00:50:00 | 113.256 | 0.05 | 27.12.2017 04:19:00 | 113.136 | \$ 403.4 |
| 1972 | Sell | 20.12.2017 21:20:00 | 113.196 | 0.03 | 27.12.2017 04:19:00 | 113.136 | \$ -26.43 |
| 1971 | Sell | 20.12.2017 16:39:00 | 113.093 | 0.03 | 27.12.2017 04:19:00 | 113.136 | \$ -335.43 |
| 1970 | Sell | 20.12.2017 14:48:00 | 113.07 | 0.03 | 27.12.2017 04:19:00 | 113.136 | \$ -404.43 |
| 1969 | Sell | 20.12.2017 09:00:00 | 113.003 | 0.03 | 27.12.2017 04:19:00 | 113.136 | \$ -605.43 |
| 1968 | Sell | 20.12.2017 01:35:00 | 113.024 | 0.03 | 27.12.2017 04:19:00 | 113.136 | \$ -542.43 |
| 1967 | Sell | 19.12.2017 23:32:00 | 112.825 | 0.03 | 27.12.2017 04:19:00 | 113.136 | \$ -1168.92 |
| 1966 | Sell | 19.12.2017 21:52:00 | 112.653 | 0.03 | 27.12.2017 04:19:00 | 113.136 | \$ -1684.92 |
| 1983 | Buy | 27.12.2017 03:58:00 | 113.151 | 0.01 | 27.12.2017 04:54:00 | 113.176 | \$ 25.0 |
| 1984 | Sell | 27.12.2017 10:00:00 | 113.303 | 0.03 | 27.12.2017 11:29:00 | 113.275 | \$ 84.0 |
| 1985 | Sell | 27.12.2017 19:15:00 | 113.37 | 0.03 | 27.12.2017 19:17:00 | 113.344 | \$ 78.0 |
| 1458 | Buy | 28.12.2017 16:08:00 | 112.717 | 0.01 | 28.12.2017 18:50:00 | 112.893 | \$ 176.0 |
| 1457 | Buy | 28.12.2017 13:53:00 | 113.025 | 0.01 | 28.12.2017 18:50:00 | 112.893 | \$ -132.0 |
| 1686 | Buy | 28.12.2017 16:08:00 | 112.717 | 0.01 | 28.12.2017 18:50:00 | 112.893 | \$ 176.0 |
| 1685 | Buy | 28.12.2017 13:53:00 | 113.025 | 0.01 | 28.12.2017 18:50:00 | 112.893 | \$ -132.0 |
| 1988 | Buy | 28.12.2017 16:47:00 | 112.705 | 0.01 | 28.12.2017 18:50:00 | 112.906 | \$ 201.0 |
| 1987 | Buy | 28.12.2017 15:02:00 | 112.817 | 0.01 | 28.12.2017 18:50:00 | 112.906 | \$ 89.0 |
| 1986 | Buy | 28.12.2017 13:22:00 | 113.12 | 0.01 | 28.12.2017 18:50:00 | 112.906 | \$ -214.0 |
| 1989 | Buy | 29.12.2017 01:01:00 | 112.838 | 0.03 | 29.12.2017 01:08:00 | 112.863 | \$ 75.0 |
| 1459 | Buy | 29.12.2017 15:44:00 | 112.685 | 0.01 | 29.12.2017 16:13:00 | 112.706 | \$ 21.0 |
| 1687 | Buy | 29.12.2017 15:44:00 | 112.685 | 0.01 | 29.12.2017 16:13:00 | 112.706 | \$ 21.0 |
| 1460 | Buy | 29.12.2017 17:36:00 | 112.605 | 0.01 | 30.12.2017 00:58:00 | 112.626 | \$ 21.0 |
| 1688 | Buy | 29.12.2017 17:36:00 | 112.605 | 0.01 | 30.12.2017 00:58:00 | 112.626 | \$ 21.0 |
| 1992 | Buy | 29.12.2017 17:36:00 | 112.605 | 0.01 | 02.01.2018 08:27:00 | 112.74 | \$ 142.94 |
| 1991 | Buy | 29.12.2017 15:44:00 | 112.685 | 0.01 | 02.01.2018 08:27:00 | 112.74 | \$ 62.94 |
| 1990 | Buy | 29.12.2017 10:07:00 | 112.848 | 0.01 | 02.01.2018 08:27:00 | 112.74 | \$ -100.06 |
| 1993 | Sell | 02.01.2018 08:27:00 | 112.713 | 0.03 | 02.01.2018 10:10:00 | 112.685 | \$ 84.0 |
| 1463 | Buy | 02.01.2018 23:17:00 | 112.092 | 0.01 | 02.01.2018 23:53:00 | 112.229 | \$ 137.0 |
| 1462 | Buy | 02.01.2018 21:20:00 | 112.173 | 0.01 | 02.01.2018 23:53:00 | 112.229 | \$ 56.0 |
| 1461 | Buy | 02.01.2018 18:38:00 | 112.358 | 0.01 | 02.01.2018 23:53:00 | 112.229 | \$ -129.0 |
| 1691 | Buy | 02.01.2018 23:17:00 | 112.092 | 0.01 | 02.01.2018 23:53:00 | 112.229 | \$ 137.0 |
| 1690 | Buy | 02.01.2018 21:20:00 | 112.173 | 0.01 | 02.01.2018 23:53:00 | 112.229 | \$ 56.0 |
| 1689 | Buy | 02.01.2018 18:38:00 | 112.358 | 0.01 | 02.01.2018 23:53:00 | 112.229 | \$ -129.0 |
| 1464 | Buy | 03.01.2018 01:04:00 | 112.125 | 0.01 | 03.01.2018 01:13:00 | 112.146 | \$ 21.0 |
| 1692 | Buy | 03.01.2018 01:04:00 | 112.125 | 0.02 | 03.01.2018 01:13:00 | 112.146 | \$ 42.0 |
| 1997 | Buy | 02.01.2018 23:17:00 | 112.092 | 0.01 | 03.01.2018 03:26:00 | 112.317 | \$ 228.97 |
| 1996 | Buy | 02.01.2018 21:20:00 | 112.173 | 0.01 | 03.01.2018 03:26:00 | 112.317 | \$ 147.97 |
| 1995 | Buy | 02.01.2018 18:49:00 | 112.296 | 0.01 | 03.01.2018 03:26:00 | 112.317 | \$ 24.97 |
| 1994 | Buy | 02.01.2018 17:09:00 | 112.605 | 0.01 | 03.01.2018 03:26:00 | 112.317 | \$ -284.03 |
| 1998 | Buy | 03.01.2018 08:00:00 | 112.243 | 0.03 | 03.01.2018 08:53:00 | 112.268 | \$ 75.0 |
| 1999 | Buy | 03.01.2018 19:56:00 | 112.242 | 0.01 | 03.01.2018 20:11:00 | 112.268 | \$ 26.0 |
| 2000 | Sell | 04.01.2018 00:28:00 | 112.471 | 0.03 | 04.01.2018 00:46:00 | 112.445 | \$ 78.0 |
| 2001 | Sell | 04.01.2018 04:06:00 | 112.455 | 0.03 | 04.01.2018 05:28:00 | 112.427 | \$ 84.0 |
| 1466 | Sell | 04.01.2018 10:26:00 | 112.747 | 0.01 | 04.01.2018 11:59:00 | 112.654 | \$ 93.0 |
| 1465 | Sell | 04.01.2018 08:30:00 | 112.602 | 0.01 | 04.01.2018 11:59:00 | 112.654 | \$ -52.0 |
| 1694 | Sell | 04.01.2018 10:26:00 | 112.747 | 0.01 | 04.01.2018 11:59:00 | 112.654 | \$ 93.0 |
| 1693 | Sell | 04.01.2018 08:30:00 | 112.602 | 0.01 | 04.01.2018 11:59:00 | 112.654 | \$ -52.0 |
| 2003 | Sell | 04.01.2018 10:26:00 | 112.747 | 0.03 | 04.01.2018 13:03:00 | 112.648 | \$ 297.0 |
| 2002 | Sell | 04.01.2018 08:30:00 | 112.602 | 0.03 | 04.01.2018 13:03:00 | 112.648 | \$ -138.0 |
| 2004 | Sell | 04.01.2018 22:16:00 | 112.723 | 0.03 | 04.01.2018 22:21:00 | 112.697 | \$ 78.0 |
| 1467 | Sell | 05.01.2018 00:04:00 | 112.842 | 0.01 | 05.01.2018 00:10:00 | 112.819 | \$ 23.0 |
| 1695 | Sell | 05.01.2018 00:04:00 | 112.842 | 0.01 | 05.01.2018 00:10:00 | 112.819 | \$ 23.0 |
| 2005 | Sell | 05.01.2018 00:04:00 | 112.842 | 0.03 | 05.01.2018 00:10:00 | 112.816 | \$ 78.0 |
| 1469 | Sell | 05.01.2018 17:19:00 | 113.19 | 0.01 | 05.01.2018 22:30:00 | 113.104 | \$ 86.0 |
| 1468 | Sell | 05.01.2018 15:28:00 | 113.061 | 0.01 | 05.01.2018 22:30:00 | 113.104 | \$ -43.0 |
| 1697 | Sell | 05.01.2018 17:19:00 | 113.19 | 0.01 | 05.01.2018 22:30:00 | 113.104 | \$ 86.0 |

| | | | | | | | |
|------|------|---------------------|---------|------|---------------------|---------|-------------|
| 1696 | Sell | 05.01.2018 15:28:00 | 113.061 | 0.01 | 05.01.2018 22:30:00 | 113.104 | \$ -43.0 |
| 1470 | Sell | 06.01.2018 00:40:00 | 113.26 | 0.01 | 06.01.2018 00:44:00 | 113.24 | \$ 20.0 |
| 1698 | Sell | 06.01.2018 00:40:00 | 113.26 | 0.02 | 06.01.2018 00:44:00 | 113.24 | \$ 40.0 |
| 2011 | Buy | 08.01.2018 07:15:00 | 113.074 | 0.01 | 08.01.2018 07:25:00 | 113.101 | \$ 27.0 |
| 1471 | Sell | 08.01.2018 17:00:00 | 113.37 | 0.01 | 08.01.2018 17:11:00 | 113.349 | \$ 21.0 |
| 1699 | Sell | 08.01.2018 17:00:00 | 113.37 | 0.01 | 08.01.2018 17:11:00 | 113.349 | \$ 21.0 |
| 2013 | Sell | 08.01.2018 16:50:00 | 113.335 | 0.03 | 08.01.2018 21:36:00 | 113.051 | \$ 852.0 |
| 2012 | Sell | 08.01.2018 14:37:00 | 113.269 | 0.03 | 08.01.2018 21:36:00 | 113.051 | \$ 654.0 |
| 2010 | Sell | 06.01.2018 00:40:00 | 113.26 | 0.05 | 08.01.2018 21:36:00 | 113.051 | \$ 995.85 |
| 2009 | Sell | 05.01.2018 16:55:00 | 113.143 | 0.03 | 08.01.2018 21:36:00 | 113.051 | \$ 246.51 |
| 2008 | Sell | 05.01.2018 14:02:00 | 112.946 | 0.03 | 08.01.2018 21:36:00 | 113.051 | \$ -344.49 |
| 2007 | Sell | 05.01.2018 11:10:00 | 112.811 | 0.05 | 08.01.2018 21:36:00 | 113.051 | \$ -1249.15 |
| 2006 | Sell | 05.01.2018 11:07:00 | 112.827 | 0.03 | 08.01.2018 21:36:00 | 113.051 | \$ -701.49 |
| 1472 | Buy | 08.01.2018 22:25:00 | 112.934 | 0.01 | 08.01.2018 23:29:00 | 112.955 | \$ 21.0 |
| 1700 | Buy | 08.01.2018 22:25:00 | 112.934 | 0.01 | 08.01.2018 23:29:00 | 112.955 | \$ 21.0 |
| 2014 | Buy | 08.01.2018 21:02:00 | 113.097 | 0.01 | 09.01.2018 01:57:00 | 113.123 | \$ 29.97 |
| 1474 | Buy | 09.01.2018 13:25:00 | 112.601 | 0.01 | 09.01.2018 14:53:00 | 112.676 | \$ 75.0 |
| 1473 | Buy | 09.01.2018 10:44:00 | 112.708 | 0.01 | 09.01.2018 14:53:00 | 112.676 | \$ -32.0 |
| 1702 | Buy | 09.01.2018 13:25:00 | 112.601 | 0.01 | 09.01.2018 14:53:00 | 112.676 | \$ 75.0 |
| 1701 | Buy | 09.01.2018 10:44:00 | 112.708 | 0.01 | 09.01.2018 14:53:00 | 112.676 | \$ -32.0 |
| 2016 | Buy | 09.01.2018 13:25:00 | 112.601 | 0.01 | 09.01.2018 17:19:00 | 112.823 | \$ 222.0 |
| 2015 | Buy | 09.01.2018 10:34:00 | 112.989 | 0.01 | 09.01.2018 17:19:00 | 112.823 | \$ -166.0 |
| 1475 | Buy | 09.01.2018 21:47:00 | 112.616 | 0.01 | 09.01.2018 22:34:00 | 112.637 | \$ 21.0 |
| 1703 | Buy | 09.01.2018 21:47:00 | 112.616 | 0.01 | 09.01.2018 22:34:00 | 112.637 | \$ 21.0 |
| 2017 | Buy | 09.01.2018 20:50:00 | 112.659 | 0.01 | 09.01.2018 23:24:00 | 112.686 | \$ 27.0 |
| 1705 | Buy | 10.01.2018 00:15:00 | 112.614 | 0.01 | 10.01.2018 02:07:00 | 112.644 | \$ 30.0 |
| 1704 | Buy | 10.01.2018 00:15:00 | 112.627 | 0.02 | 10.01.2018 02:07:00 | 112.644 | \$ 34.0 |
| 1476 | Buy | 10.01.2018 00:15:00 | 112.627 | 0.01 | 10.01.2018 02:12:00 | 112.649 | \$ 22.0 |
| 2019 | Buy | 10.01.2018 00:15:00 | 112.614 | 0.01 | 10.01.2018 02:12:00 | 112.649 | \$ 35.0 |
| 2018 | Buy | 10.01.2018 00:15:00 | 112.627 | 0.03 | 10.01.2018 02:12:00 | 112.649 | \$ 66.0 |
| 1477 | Buy | 10.01.2018 10:00:00 | 112.392 | 0.01 | 10.01.2018 10:01:00 | 112.414 | \$ 22.0 |
| 1706 | Buy | 10.01.2018 10:00:00 | 112.392 | 0.01 | 10.01.2018 10:01:00 | 112.414 | \$ 22.0 |
| 1095 | Buy | 10.01.2018 20:07:00 | 111.408 | 0.02 | 10.01.2018 20:07:00 | 111.457 | \$ 98.0 |
| 1094 | Buy | 10.01.2018 20:02:00 | 111.398 | 0.02 | 10.01.2018 20:07:00 | 111.457 | \$ 118.0 |
| 1093 | Buy | 10.01.2018 19:57:00 | 111.437 | 0.02 | 10.01.2018 20:07:00 | 111.457 | \$ 40.0 |
| 1092 | Buy | 10.01.2018 19:52:00 | 111.392 | 0.02 | 10.01.2018 20:07:00 | 111.457 | \$ 130.0 |
| 1091 | Buy | 10.01.2018 19:47:00 | 111.36 | 0.02 | 10.01.2018 20:07:00 | 111.457 | \$ 194.0 |
| 1090 | Buy | 10.01.2018 19:42:00 | 111.488 | 0.02 | 10.01.2018 20:07:00 | 111.457 | \$ -62.0 |
| 1089 | Buy | 10.01.2018 19:37:00 | 111.56 | 0.02 | 10.01.2018 20:07:00 | 111.457 | \$ -206.0 |
| 1096 | Buy | 10.01.2018 20:44:00 | 111.321 | 0.02 | 10.01.2018 20:45:00 | 111.343 | \$ 44.0 |
| 1485 | Buy | 11.01.2018 07:20:00 | 111.361 | 0.01 | 11.01.2018 10:55:00 | 111.617 | \$ 256.0 |
| 1484 | Buy | 11.01.2018 05:02:00 | 111.342 | 0.01 | 11.01.2018 10:55:00 | 111.617 | \$ 275.0 |
| 1483 | Buy | 11.01.2018 03:05:00 | 111.431 | 0.01 | 11.01.2018 10:55:00 | 111.617 | \$ 186.0 |
| 1482 | Buy | 10.01.2018 23:57:00 | 111.449 | 0.01 | 11.01.2018 10:55:00 | 111.617 | \$ 179.91 |
| 1481 | Buy | 10.01.2018 21:05:00 | 111.359 | 0.01 | 11.01.2018 10:55:00 | 111.617 | \$ 269.91 |
| 1480 | Buy | 10.01.2018 19:22:00 | 111.703 | 0.01 | 11.01.2018 10:55:00 | 111.617 | \$ -74.09 |
| 1479 | Buy | 10.01.2018 17:34:00 | 111.895 | 0.01 | 11.01.2018 10:55:00 | 111.617 | \$ -266.09 |
| 1478 | Buy | 10.01.2018 15:39:00 | 112.213 | 0.01 | 11.01.2018 10:55:00 | 111.617 | \$ -584.09 |
| 1715 | Buy | 11.01.2018 07:20:00 | 111.361 | 0.02 | 11.01.2018 12:29:00 | 111.644 | \$ 566.0 |
| 1714 | Buy | 11.01.2018 05:02:00 | 111.342 | 0.02 | 11.01.2018 12:29:00 | 111.644 | \$ 604.0 |
| 1713 | Buy | 11.01.2018 03:05:00 | 111.431 | 0.02 | 11.01.2018 12:29:00 | 111.644 | \$ 426.0 |
| 1712 | Buy | 10.01.2018 23:57:00 | 111.449 | 0.02 | 11.01.2018 12:29:00 | 111.644 | \$ 413.82 |
| 1711 | Buy | 10.01.2018 21:05:00 | 111.359 | 0.01 | 11.01.2018 12:29:00 | 111.644 | \$ 296.91 |
| 1710 | Buy | 10.01.2018 19:22:00 | 111.703 | 0.01 | 11.01.2018 12:29:00 | 111.644 | \$ -47.09 |
| 1709 | Buy | 10.01.2018 17:34:00 | 111.895 | 0.01 | 11.01.2018 12:29:00 | 111.644 | \$ -239.09 |
| 1708 | Buy | 10.01.2018 15:40:00 | 112.184 | 0.01 | 11.01.2018 12:29:00 | 111.644 | \$ -528.09 |
| 1707 | Buy | 10.01.2018 15:39:00 | 112.213 | 0.02 | 11.01.2018 12:29:00 | 111.644 | \$ -1114.18 |
| 2029 | Buy | 11.01.2018 07:20:00 | 111.361 | 0.03 | 11.01.2018 12:29:00 | 111.67 | \$ 927.0 |
| 2028 | Buy | 11.01.2018 05:02:00 | 111.342 | 0.03 | 11.01.2018 12:29:00 | 111.67 | \$ 984.0 |
| 2027 | Buy | 11.01.2018 03:16:00 | 111.405 | 0.03 | 11.01.2018 12:29:00 | 111.67 | \$ 795.0 |

| | | | | | | | |
|------|------|---------------------|---------|------|---------------------|---------|-------------|
| 2026 | Buy | 10.01.2018 23:57:00 | 111.449 | 0.03 | 11.01.2018 12:29:00 | 111.67 | \$ 698.73 |
| 2025 | Buy | 10.01.2018 21:05:00 | 111.359 | 0.01 | 11.01.2018 12:29:00 | 111.67 | \$ 322.91 |
| 2024 | Buy | 10.01.2018 19:22:00 | 111.703 | 0.01 | 11.01.2018 12:29:00 | 111.67 | \$ -21.09 |
| 2023 | Buy | 10.01.2018 17:34:00 | 111.895 | 0.01 | 11.01.2018 12:29:00 | 111.67 | \$ -213.09 |
| 2022 | Buy | 10.01.2018 15:40:00 | 112.184 | 0.01 | 11.01.2018 12:29:00 | 111.67 | \$ -502.09 |
| 2021 | Buy | 10.01.2018 15:39:00 | 112.213 | 0.03 | 11.01.2018 12:29:00 | 111.67 | \$ -1593.27 |
| 2020 | Buy | 10.01.2018 09:58:00 | 112.423 | 0.01 | 11.01.2018 12:29:00 | 111.67 | \$ -741.09 |
| 2030 | Sell | 11.01.2018 12:34:00 | 111.716 | 0.03 | 11.01.2018 12:51:00 | 111.688 | \$ 84.0 |
| 1486 | Sell | 11.01.2018 14:55:00 | 111.798 | 0.01 | 11.01.2018 15:10:00 | 111.776 | \$ 22.0 |
| 1716 | Sell | 11.01.2018 14:55:00 | 111.798 | 0.01 | 11.01.2018 15:10:00 | 111.776 | \$ 22.0 |
| 2031 | Sell | 11.01.2018 14:55:00 | 111.798 | 0.03 | 11.01.2018 15:11:00 | 111.772 | \$ 78.0 |
| 2032 | Buy | 11.01.2018 22:32:00 | 111.542 | 0.01 | 11.01.2018 22:57:00 | 111.568 | \$ 26.0 |
| 2033 | Buy | 12.01.2018 00:12:00 | 111.416 | 0.01 | 12.01.2018 00:23:00 | 111.443 | \$ 27.0 |
| 1487 | Buy | 12.01.2018 00:07:00 | 111.428 | 0.01 | 12.01.2018 01:26:00 | 111.452 | \$ 24.0 |
| 1717 | Buy | 12.01.2018 00:07:00 | 111.428 | 0.01 | 12.01.2018 01:26:00 | 111.452 | \$ 24.0 |
| 1488 | Buy | 12.01.2018 01:56:00 | 111.357 | 0.01 | 12.01.2018 02:43:00 | 111.378 | \$ 21.0 |
| 1718 | Buy | 12.01.2018 01:56:00 | 111.357 | 0.01 | 12.01.2018 02:43:00 | 111.378 | \$ 21.0 |
| 1489 | Buy | 12.01.2018 03:36:00 | 111.133 | 0.01 | 12.01.2018 05:24:00 | 111.154 | \$ 21.0 |
| 1719 | Buy | 12.01.2018 03:36:00 | 111.133 | 0.01 | 12.01.2018 05:24:00 | 111.154 | \$ 21.0 |
| 2035 | Buy | 12.01.2018 03:36:00 | 111.133 | 0.01 | 12.01.2018 06:25:00 | 111.272 | \$ 139.0 |
| 2034 | Buy | 12.01.2018 01:56:00 | 111.357 | 0.01 | 12.01.2018 06:25:00 | 111.272 | \$ -85.0 |
| 1490 | Buy | 12.01.2018 09:08:00 | 111.213 | 0.01 | 12.01.2018 09:38:00 | 111.235 | \$ 22.0 |
| 1720 | Buy | 12.01.2018 09:08:00 | 111.213 | 0.02 | 12.01.2018 09:38:00 | 111.235 | \$ 44.0 |
| 2036 | Sell | 12.01.2018 17:04:00 | 111.433 | 0.03 | 12.01.2018 17:08:00 | 111.408 | \$ 75.0 |
| 1491 | Buy | 12.01.2018 18:36:00 | 111.015 | 0.01 | 12.01.2018 18:37:00 | 111.038 | \$ 23.0 |
| 1721 | Buy | 12.01.2018 18:36:00 | 111.015 | 0.01 | 12.01.2018 18:37:00 | 111.038 | \$ 23.0 |
| 1492 | Buy | 12.01.2018 20:17:00 | 111.022 | 0.01 | 12.01.2018 20:17:00 | 111.043 | \$ 21.0 |
| 1722 | Buy | 12.01.2018 20:17:00 | 111.022 | 0.01 | 12.01.2018 20:17:00 | 111.043 | \$ 21.0 |
| 2038 | Buy | 12.01.2018 19:42:00 | 111.064 | 0.01 | 12.01.2018 21:01:00 | 111.162 | \$ 98.0 |
| 2037 | Buy | 12.01.2018 18:02:00 | 111.209 | 0.01 | 12.01.2018 21:01:00 | 111.162 | \$ -47.0 |
| 1493 | Sell | 12.01.2018 23:00:00 | 111.632 | 0.01 | 12.01.2018 23:09:00 | 111.609 | \$ 23.0 |
| 1723 | Sell | 12.01.2018 23:00:00 | 111.632 | 0.01 | 12.01.2018 23:09:00 | 111.609 | \$ 23.0 |
| 2039 | Sell | 12.01.2018 22:42:00 | 111.52 | 0.03 | 12.01.2018 23:19:00 | 111.491 | \$ 87.0 |
| 1494 | Buy | 13.01.2018 04:08:00 | 111.0 | 0.01 | 13.01.2018 04:08:00 | 111.021 | \$ 21.0 |
| 1724 | Buy | 13.01.2018 04:08:00 | 111.0 | 0.01 | 13.01.2018 04:08:00 | 111.021 | \$ 21.0 |
| 1495 | Buy | 13.01.2018 06:06:00 | 110.965 | 0.01 | 13.01.2018 06:12:00 | 110.986 | \$ 21.0 |
| 1725 | Buy | 13.01.2018 06:06:00 | 110.965 | 0.01 | 13.01.2018 06:12:00 | 110.986 | \$ 21.0 |
| 2041 | Buy | 13.01.2018 05:16:00 | 111.006 | 0.01 | 15.01.2018 07:28:00 | 111.121 | \$ 118.97 |
| 2040 | Buy | 13.01.2018 03:06:00 | 111.185 | 0.01 | 15.01.2018 07:28:00 | 111.121 | \$ -60.03 |
| 1496 | Buy | 15.01.2018 08:30:00 | 111.033 | 0.01 | 15.01.2018 08:32:00 | 111.056 | \$ 23.0 |
| 1727 | Buy | 15.01.2018 08:30:00 | 111.03 | 0.01 | 15.01.2018 08:32:00 | 111.058 | \$ 28.0 |
| 1726 | Buy | 15.01.2018 08:30:00 | 111.039 | 0.02 | 15.01.2018 08:32:00 | 111.058 | \$ 38.0 |
| 2042 | Buy | 15.01.2018 08:30:00 | 111.03 | 0.01 | 15.01.2018 08:32:00 | 111.056 | \$ 26.0 |
| 1497 | Buy | 15.01.2018 10:10:00 | 110.738 | 0.01 | 15.01.2018 10:33:00 | 110.76 | \$ 22.0 |
| 1728 | Buy | 15.01.2018 10:10:00 | 110.738 | 0.01 | 15.01.2018 10:33:00 | 110.76 | \$ 22.0 |
| 2043 | Buy | 15.01.2018 10:10:00 | 110.738 | 0.01 | 15.01.2018 10:33:00 | 110.765 | \$ 27.0 |
| 1498 | Buy | 15.01.2018 11:54:00 | 110.712 | 0.01 | 15.01.2018 11:59:00 | 110.733 | \$ 21.0 |
| 1729 | Buy | 15.01.2018 11:54:00 | 110.712 | 0.01 | 15.01.2018 11:59:00 | 110.733 | \$ 21.0 |
| 2044 | Buy | 15.01.2018 11:54:00 | 110.712 | 0.01 | 15.01.2018 11:59:00 | 110.74 | \$ 28.0 |
| 1499 | Buy | 15.01.2018 13:41:00 | 110.71 | 0.01 | 15.01.2018 13:49:00 | 110.73 | \$ 20.0 |
| 1730 | Buy | 15.01.2018 13:41:00 | 110.71 | 0.01 | 15.01.2018 13:49:00 | 110.73 | \$ 20.0 |
| 2045 | Buy | 15.01.2018 13:41:00 | 110.71 | 0.01 | 15.01.2018 13:49:00 | 110.736 | \$ 26.0 |
| 2046 | Buy | 15.01.2018 18:17:00 | 110.581 | 0.01 | 15.01.2018 18:23:00 | 110.608 | \$ 27.0 |
| 1501 | Buy | 15.01.2018 18:52:00 | 110.546 | 0.01 | 15.01.2018 20:47:00 | 110.693 | \$ 147.0 |
| 1500 | Buy | 15.01.2018 17:05:00 | 110.796 | 0.01 | 15.01.2018 20:47:00 | 110.693 | \$ -103.0 |
| 1502 | Buy | 15.01.2018 22:19:00 | 110.611 | 0.01 | 15.01.2018 22:31:00 | 110.632 | \$ 21.0 |
| 2047 | Buy | 15.01.2018 22:19:00 | 110.611 | 0.03 | 15.01.2018 22:31:00 | 110.637 | \$ 78.0 |
| 2048 | Buy | 15.01.2018 23:00:00 | 110.567 | 0.01 | 15.01.2018 23:23:00 | 110.595 | \$ 28.0 |
| 1734 | Buy | 15.01.2018 23:00:00 | 110.567 | 0.01 | 16.01.2018 00:00:00 | 110.681 | \$ 117.97 |
| 1733 | Buy | 15.01.2018 22:19:00 | 110.611 | 0.02 | 16.01.2018 00:00:00 | 110.681 | \$ 147.94 |

| | | | | | | | |
|------|------|---------------------|---------|------|---------------------|---------|------------|
| 1732 | Buy | 15.01.2018 18:17:00 | 110.581 | 0.01 | 16.01.2018 00:00:00 | 110.681 | \$ 103.97 |
| 1731 | Buy | 15.01.2018 17:05:00 | 110.796 | 0.02 | 16.01.2018 00:00:00 | 110.681 | \$ -222.06 |
| 1504 | Buy | 16.01.2018 02:46:00 | 110.492 | 0.01 | 16.01.2018 06:08:00 | 110.558 | \$ 66.0 |
| 1503 | Buy | 16.01.2018 00:42:00 | 110.582 | 0.01 | 16.01.2018 06:08:00 | 110.558 | \$ -24.0 |
| 1737 | Buy | 16.01.2018 02:46:00 | 110.492 | 0.01 | 16.01.2018 06:08:00 | 110.567 | \$ 75.0 |
| 1736 | Buy | 16.01.2018 00:59:00 | 110.524 | 0.01 | 16.01.2018 06:08:00 | 110.567 | \$ 43.0 |
| 1735 | Buy | 16.01.2018 00:42:00 | 110.582 | 0.02 | 16.01.2018 06:08:00 | 110.567 | \$ -30.0 |
| 2051 | Buy | 16.01.2018 02:46:00 | 110.492 | 0.01 | 16.01.2018 08:00:00 | 110.579 | \$ 87.0 |
| 2050 | Buy | 16.01.2018 00:59:00 | 110.524 | 0.01 | 16.01.2018 08:00:00 | 110.579 | \$ 55.0 |
| 2049 | Buy | 16.01.2018 00:42:00 | 110.582 | 0.03 | 16.01.2018 08:00:00 | 110.579 | \$ -9.0 |
| 2052 | Sell | 16.01.2018 09:11:00 | 110.754 | 0.03 | 16.01.2018 09:21:00 | 110.727 | \$ 81.0 |
| 1505 | Sell | 16.01.2018 10:00:00 | 110.843 | 0.01 | 16.01.2018 10:59:00 | 110.821 | \$ 22.0 |
| 1738 | Sell | 16.01.2018 10:00:00 | 110.843 | 0.01 | 16.01.2018 10:59:00 | 110.821 | \$ 22.0 |
| 2053 | Sell | 16.01.2018 11:08:00 | 110.879 | 0.03 | 16.01.2018 11:40:00 | 110.851 | \$ 84.0 |
| 1506 | Sell | 16.01.2018 12:36:00 | 110.957 | 0.01 | 16.01.2018 12:39:00 | 110.936 | \$ 21.0 |
| 1739 | Sell | 16.01.2018 12:36:00 | 110.957 | 0.01 | 16.01.2018 12:39:00 | 110.936 | \$ 21.0 |
| 2054 | Buy | 16.01.2018 20:51:00 | 110.651 | 0.01 | 16.01.2018 21:36:00 | 110.676 | \$ 25.0 |
| 2055 | Sell | 16.01.2018 23:45:00 | 110.842 | 0.03 | 16.01.2018 23:52:00 | 110.814 | \$ 84.0 |
| 2057 | Buy | 17.01.2018 05:16:00 | 110.295 | 0.01 | 17.01.2018 06:17:00 | 110.504 | \$ 209.0 |
| 2056 | Buy | 17.01.2018 03:29:00 | 110.656 | 0.01 | 17.01.2018 06:17:00 | 110.504 | \$ -152.0 |
| 1507 | Buy | 17.01.2018 04:05:00 | 110.485 | 0.01 | 17.01.2018 06:32:00 | 110.508 | \$ 23.0 |
| 1740 | Buy | 17.01.2018 04:05:00 | 110.485 | 0.01 | 17.01.2018 06:32:00 | 110.508 | \$ 23.0 |
| 1508 | Buy | 17.01.2018 07:20:00 | 110.396 | 0.01 | 17.01.2018 07:20:00 | 110.426 | \$ 30.0 |
| 1741 | Buy | 17.01.2018 07:20:00 | 110.396 | 0.01 | 17.01.2018 07:20:00 | 110.426 | \$ 30.0 |
| 2058 | Buy | 17.01.2018 07:20:00 | 110.396 | 0.01 | 17.01.2018 07:20:00 | 110.426 | \$ 30.0 |
| 1742 | Buy | 17.01.2018 08:05:00 | 110.396 | 0.02 | 17.01.2018 09:06:00 | 110.42 | \$ 48.0 |
| 2059 | Buy | 17.01.2018 08:05:00 | 110.396 | 0.03 | 17.01.2018 09:06:00 | 110.423 | \$ 81.0 |
| 1509 | Buy | 17.01.2018 09:42:00 | 110.327 | 0.01 | 17.01.2018 10:01:00 | 110.349 | \$ 22.0 |
| 1743 | Buy | 17.01.2018 09:42:00 | 110.327 | 0.01 | 17.01.2018 10:01:00 | 110.349 | \$ 22.0 |
| 2060 | Buy | 17.01.2018 09:42:00 | 110.327 | 0.01 | 17.01.2018 10:01:00 | 110.353 | \$ 26.0 |
| 1510 | Sell | 17.01.2018 14:00:00 | 110.857 | 0.01 | 17.01.2018 14:08:00 | 110.836 | \$ 21.0 |
| 1744 | Sell | 17.01.2018 14:00:00 | 110.857 | 0.01 | 17.01.2018 14:08:00 | 110.836 | \$ 21.0 |
| 2061 | Sell | 17.01.2018 13:39:00 | 110.78 | 0.03 | 17.01.2018 16:35:00 | 110.755 | \$ 75.0 |
| 1511 | Sell | 17.01.2018 17:40:00 | 110.827 | 0.01 | 17.01.2018 17:47:00 | 110.806 | \$ 21.0 |
| 1745 | Sell | 17.01.2018 17:40:00 | 110.827 | 0.01 | 17.01.2018 17:47:00 | 110.806 | \$ 21.0 |
| 2062 | Sell | 17.01.2018 17:40:00 | 110.827 | 0.03 | 17.01.2018 17:47:00 | 110.801 | \$ 78.0 |
| 1512 | Sell | 18.01.2018 04:56:00 | 111.056 | 0.01 | 18.01.2018 04:56:00 | 111.034 | \$ 22.0 |
| 1746 | Sell | 18.01.2018 04:56:00 | 111.056 | 0.01 | 18.01.2018 04:56:00 | 111.034 | \$ 22.0 |
| 1097 | Sell | 18.01.2018 05:19:00 | 111.218 | 0.02 | 18.01.2018 05:22:00 | 111.194 | \$ 48.0 |
| 1513 | Sell | 18.01.2018 06:47:00 | 111.324 | 0.01 | 18.01.2018 06:48:00 | 111.302 | \$ 22.0 |
| 1747 | Sell | 18.01.2018 06:47:00 | 111.324 | 0.01 | 18.01.2018 06:48:00 | 111.302 | \$ 22.0 |
| 1514 | Sell | 18.01.2018 09:51:00 | 111.359 | 0.01 | 18.01.2018 09:51:00 | 111.335 | \$ 24.0 |
| 1748 | Sell | 18.01.2018 09:51:00 | 111.359 | 0.01 | 18.01.2018 09:51:00 | 111.335 | \$ 24.0 |
| 1749 | Sell | 18.01.2018 10:05:00 | 111.365 | 0.02 | 18.01.2018 10:11:00 | 111.341 | \$ 48.0 |
| 1751 | Sell | 18.01.2018 12:49:00 | 111.465 | 0.01 | 18.01.2018 13:50:00 | 111.378 | \$ 87.0 |
| 1750 | Sell | 18.01.2018 12:43:00 | 111.367 | 0.02 | 18.01.2018 13:50:00 | 111.378 | \$ -22.0 |
| 1515 | Sell | 18.01.2018 12:43:00 | 111.367 | 0.01 | 18.01.2018 14:15:00 | 111.347 | \$ 20.0 |
| 2068 | Sell | 18.01.2018 12:49:00 | 111.465 | 0.03 | 18.01.2018 14:18:00 | 111.269 | \$ 588.0 |
| 2067 | Sell | 18.01.2018 12:43:00 | 111.367 | 0.05 | 18.01.2018 14:18:00 | 111.269 | \$ 490.0 |
| 2066 | Sell | 18.01.2018 10:05:00 | 111.365 | 0.05 | 18.01.2018 14:18:00 | 111.269 | \$ 480.0 |
| 2065 | Sell | 18.01.2018 09:51:00 | 111.359 | 0.03 | 18.01.2018 14:18:00 | 111.269 | \$ 270.0 |
| 2064 | Sell | 18.01.2018 06:26:00 | 111.253 | 0.03 | 18.01.2018 14:18:00 | 111.269 | \$ -48.0 |
| 2063 | Sell | 18.01.2018 04:45:00 | 110.863 | 0.03 | 18.01.2018 14:18:00 | 111.269 | \$ -1218.0 |
| 1516 | Sell | 18.01.2018 16:04:00 | 111.271 | 0.01 | 18.01.2018 16:58:00 | 111.25 | \$ 21.0 |
| 1752 | Sell | 18.01.2018 16:04:00 | 111.271 | 0.02 | 18.01.2018 16:58:00 | 111.25 | \$ 42.0 |
| 1517 | Sell | 18.01.2018 19:11:00 | 111.331 | 0.01 | 18.01.2018 19:25:00 | 111.308 | \$ 23.0 |
| 1753 | Sell | 18.01.2018 19:11:00 | 111.331 | 0.01 | 18.01.2018 19:25:00 | 111.308 | \$ 23.0 |
| 2070 | Sell | 18.01.2018 19:01:00 | 111.312 | 0.05 | 18.01.2018 19:51:00 | 111.29 | \$ 110.0 |
| 2069 | Sell | 18.01.2018 19:01:00 | 111.321 | 0.03 | 18.01.2018 19:51:00 | 111.29 | \$ 93.0 |
| 1518 | Buy | 19.01.2018 00:03:00 | 110.91 | 0.01 | 19.01.2018 00:31:00 | 110.931 | \$ 21.0 |

| | | | | | | | |
|------|------|---------------------|---------|------|---------------------|---------|------------|
| 1754 | Buy | 19.01.2018 00:03:00 | 110.91 | 0.01 | 19.01.2018 00:31:00 | 110.931 | \$ 21.0 |
| 1519 | Buy | 19.01.2018 02:18:00 | 110.844 | 0.01 | 19.01.2018 02:40:00 | 110.864 | \$ 20.0 |
| 1755 | Buy | 19.01.2018 02:18:00 | 110.844 | 0.01 | 19.01.2018 02:40:00 | 110.864 | \$ 20.0 |
| 2072 | Buy | 19.01.2018 01:23:00 | 110.878 | 0.01 | 19.01.2018 03:12:00 | 111.03 | \$ 152.0 |
| 2071 | Buy | 18.01.2018 23:02:00 | 111.131 | 0.01 | 19.01.2018 03:12:00 | 111.03 | \$ -97.03 |
| 1520 | Buy | 19.01.2018 04:57:00 | 111.007 | 0.01 | 19.01.2018 05:06:00 | 111.029 | \$ 22.0 |
| 1756 | Buy | 19.01.2018 04:57:00 | 111.007 | 0.02 | 19.01.2018 05:06:00 | 111.029 | \$ 44.0 |
| 2073 | Buy | 19.01.2018 09:06:00 | 110.976 | 0.01 | 19.01.2018 09:10:00 | 111.002 | \$ 26.0 |
| 1521 | Buy | 19.01.2018 13:00:00 | 110.853 | 0.01 | 19.01.2018 13:06:00 | 110.873 | \$ 20.0 |
| 1757 | Buy | 19.01.2018 13:00:00 | 110.853 | 0.01 | 19.01.2018 13:06:00 | 110.873 | \$ 20.0 |
| 2074 | Buy | 19.01.2018 12:37:00 | 110.891 | 0.01 | 19.01.2018 14:35:00 | 110.917 | \$ 26.0 |
| 1522 | Buy | 19.01.2018 15:10:00 | 110.855 | 0.01 | 19.01.2018 15:24:00 | 110.877 | \$ 22.0 |
| 1758 | Buy | 19.01.2018 15:10:00 | 110.855 | 0.01 | 19.01.2018 15:24:00 | 110.877 | \$ 22.0 |
| 2075 | Buy | 19.01.2018 15:10:00 | 110.855 | 0.01 | 19.01.2018 15:40:00 | 110.881 | \$ 26.0 |
| 1523 | Buy | 19.01.2018 16:55:00 | 110.747 | 0.01 | 19.01.2018 20:53:00 | 110.769 | \$ 22.0 |
| 1759 | Buy | 19.01.2018 16:55:00 | 110.747 | 0.01 | 19.01.2018 20:53:00 | 110.769 | \$ 22.0 |
| 2076 | Buy | 19.01.2018 16:55:00 | 110.747 | 0.01 | 19.01.2018 21:21:00 | 110.773 | \$ 26.0 |
| 1524 | Buy | 19.01.2018 21:57:00 | 110.655 | 0.01 | 19.01.2018 22:00:00 | 110.676 | \$ 21.0 |
| 1760 | Buy | 19.01.2018 21:57:00 | 110.655 | 0.02 | 19.01.2018 22:00:00 | 110.676 | \$ 42.0 |
| 1761 | Buy | 19.01.2018 22:18:00 | 110.547 | 0.01 | 19.01.2018 22:19:00 | 110.57 | \$ 23.0 |
| 1525 | Buy | 20.01.2018 00:03:00 | 110.548 | 0.01 | 20.01.2018 00:07:00 | 110.571 | \$ 23.0 |
| 1763 | Buy | 20.01.2018 00:06:00 | 110.578 | 0.02 | 20.01.2018 00:16:00 | 110.589 | \$ 22.0 |
| 1762 | Buy | 20.01.2018 00:03:00 | 110.548 | 0.01 | 20.01.2018 00:16:00 | 110.589 | \$ 41.0 |
| 2078 | Buy | 20.01.2018 00:06:00 | 110.578 | 0.03 | 20.01.2018 00:16:00 | 110.599 | \$ 63.0 |
| 2077 | Buy | 20.01.2018 00:03:00 | 110.548 | 0.01 | 20.01.2018 00:16:00 | 110.599 | \$ 51.0 |
| 1526 | Buy | 20.01.2018 01:57:00 | 110.583 | 0.01 | 20.01.2018 02:10:00 | 110.604 | \$ 21.0 |
| 1764 | Buy | 20.01.2018 01:57:00 | 110.583 | 0.02 | 20.01.2018 02:10:00 | 110.604 | \$ 42.0 |
| 2079 | Buy | 20.01.2018 01:57:00 | 110.583 | 0.03 | 20.01.2018 02:16:00 | 110.61 | \$ 81.0 |
| 2080 | Buy | 22.01.2018 08:01:00 | 110.585 | 0.01 | 22.01.2018 08:02:00 | 110.61 | \$ 25.0 |
| 2081 | Sell | 22.01.2018 08:15:00 | 110.801 | 0.03 | 22.01.2018 08:19:00 | 110.774 | \$ 81.0 |
| 2082 | Buy | 22.01.2018 09:45:00 | 110.648 | 0.01 | 22.01.2018 09:53:00 | 110.675 | \$ 27.0 |
| 2084 | Sell | 22.01.2018 14:19:00 | 110.869 | 0.03 | 22.01.2018 16:58:00 | 110.788 | \$ 243.0 |
| 2083 | Sell | 22.01.2018 10:15:00 | 110.761 | 0.03 | 22.01.2018 16:58:00 | 110.788 | \$ -81.0 |
| 2085 | Sell | 22.01.2018 23:38:00 | 110.833 | 0.03 | 23.01.2018 00:40:00 | 110.805 | \$ 54.51 |
| 1098 | Sell | 23.01.2018 02:03:00 | 111.166 | 0.02 | 23.01.2018 02:10:00 | 111.142 | \$ 48.0 |
| 1100 | Sell | 23.01.2018 02:22:00 | 111.202 | 0.02 | 23.01.2018 02:22:00 | 111.16 | \$ 84.0 |
| 1099 | Sell | 23.01.2018 02:17:00 | 111.166 | 0.02 | 23.01.2018 02:22:00 | 111.16 | \$ 12.0 |
| 1527 | Sell | 23.01.2018 01:52:00 | 111.053 | 0.01 | 23.01.2018 04:42:00 | 111.03 | \$ 23.0 |
| 1765 | Sell | 23.01.2018 01:52:00 | 111.053 | 0.01 | 23.01.2018 04:42:00 | 111.03 | \$ 23.0 |
| 2087 | Sell | 23.01.2018 10:49:00 | 111.021 | 0.05 | 23.01.2018 11:16:00 | 110.947 | \$ 370.0 |
| 2086 | Sell | 23.01.2018 01:42:00 | 110.891 | 0.03 | 23.01.2018 11:16:00 | 110.947 | \$ -168.0 |
| 2088 | Buy | 23.01.2018 12:15:00 | 110.818 | 0.01 | 23.01.2018 14:42:00 | 110.846 | \$ 28.0 |
| 2089 | Sell | 23.01.2018 15:44:00 | 111.1 | 0.03 | 23.01.2018 15:50:00 | 111.073 | \$ 81.0 |
| 2090 | Buy | 23.01.2018 18:01:00 | 110.682 | 0.01 | 23.01.2018 18:07:00 | 110.71 | \$ 28.0 |
| 2092 | Buy | 23.01.2018 22:34:00 | 110.431 | 0.01 | 23.01.2018 23:21:00 | 110.516 | \$ 85.0 |
| 2091 | Buy | 23.01.2018 20:12:00 | 110.55 | 0.01 | 23.01.2018 23:21:00 | 110.516 | \$ -34.0 |
| 2093 | Buy | 24.01.2018 00:26:00 | 110.358 | 0.01 | 24.01.2018 01:01:00 | 110.385 | \$ 27.0 |
| 2094 | Buy | 24.01.2018 02:30:00 | 110.367 | 0.03 | 24.01.2018 02:37:00 | 110.393 | \$ 78.0 |
| 1770 | Buy | 24.01.2018 02:30:00 | 110.367 | 0.02 | 24.01.2018 03:23:00 | 110.456 | \$ 178.0 |
| 1769 | Buy | 24.01.2018 01:45:00 | 110.345 | 0.01 | 24.01.2018 03:23:00 | 110.456 | \$ 111.0 |
| 1768 | Buy | 23.01.2018 23:56:00 | 110.398 | 0.01 | 24.01.2018 03:23:00 | 110.456 | \$ 61.97 |
| 1767 | Buy | 23.01.2018 21:35:00 | 110.475 | 0.01 | 24.01.2018 03:23:00 | 110.456 | \$ -15.03 |
| 1766 | Buy | 23.01.2018 19:11:00 | 110.658 | 0.01 | 24.01.2018 03:23:00 | 110.456 | \$ -198.03 |
| 1771 | Buy | 24.01.2018 04:21:00 | 110.33 | 0.02 | 24.01.2018 04:52:00 | 110.351 | \$ 42.0 |
| 2095 | Buy | 24.01.2018 04:21:00 | 110.33 | 0.03 | 24.01.2018 04:52:00 | 110.355 | \$ 75.0 |
| 1772 | Buy | 24.01.2018 06:58:00 | 110.29 | 0.02 | 24.01.2018 07:00:00 | 110.313 | \$ 46.0 |
| 2096 | Buy | 24.01.2018 06:58:00 | 110.29 | 0.03 | 24.01.2018 07:00:00 | 110.318 | \$ 84.0 |
| 1773 | Buy | 24.01.2018 08:36:00 | 110.22 | 0.01 | 24.01.2018 08:37:00 | 110.241 | \$ 21.0 |
| 2097 | Buy | 24.01.2018 08:36:00 | 110.22 | 0.01 | 24.01.2018 08:37:00 | 110.245 | \$ 25.0 |
| 1774 | Buy | 24.01.2018 08:40:00 | 110.231 | 0.02 | 24.01.2018 09:43:00 | 110.251 | \$ 40.0 |

| | | | | | | | |
|------|-----|---------------------|---------|------|---------------------|---------|------------|
| 2098 | Buy | 24.01.2018 08:40:00 | 110.231 | 0.03 | 24.01.2018 09:43:00 | 110.257 | \$ 78.0 |
| 1776 | Buy | 24.01.2018 10:35:00 | 110.181 | 0.02 | 24.01.2018 10:41:00 | 110.194 | \$ 26.0 |
| 1775 | Buy | 24.01.2018 10:30:00 | 110.159 | 0.01 | 24.01.2018 10:41:00 | 110.194 | \$ 35.0 |
| 2100 | Buy | 24.01.2018 10:35:00 | 110.181 | 0.03 | 24.01.2018 10:41:00 | 110.201 | \$ 60.0 |
| 2099 | Buy | 24.01.2018 10:30:00 | 110.159 | 0.01 | 24.01.2018 10:41:00 | 110.201 | \$ 42.0 |
| 2102 | Buy | 24.01.2018 15:10:00 | 109.887 | 0.03 | 24.01.2018 15:21:00 | 109.932 | \$ 135.0 |
| 2101 | Buy | 24.01.2018 12:45:00 | 109.967 | 0.01 | 24.01.2018 15:21:00 | 109.932 | \$ -35.0 |
| 1778 | Buy | 24.01.2018 15:10:00 | 109.887 | 0.02 | 24.01.2018 15:26:00 | 109.934 | \$ 94.0 |
| 1777 | Buy | 24.01.2018 12:45:00 | 109.967 | 0.01 | 24.01.2018 15:26:00 | 109.934 | \$ -33.0 |
| 1779 | Buy | 24.01.2018 16:50:00 | 109.934 | 0.02 | 24.01.2018 16:51:00 | 109.955 | \$ 42.0 |
| 2103 | Buy | 24.01.2018 16:50:00 | 109.934 | 0.03 | 24.01.2018 16:51:00 | 109.96 | \$ 78.0 |
| 1102 | Buy | 25.01.2018 00:01:00 | 109.241 | 0.02 | 25.01.2018 00:02:00 | 109.272 | \$ 62.0 |
| 1101 | Buy | 24.01.2018 23:56:00 | 109.26 | 0.02 | 25.01.2018 00:02:00 | 109.272 | \$ 47.82 |
| 1104 | Buy | 25.01.2018 00:11:00 | 109.208 | 0.02 | 25.01.2018 00:11:00 | 109.229 | \$ 42.0 |
| 1103 | Buy | 25.01.2018 00:06:00 | 109.205 | 0.02 | 25.01.2018 00:11:00 | 109.229 | \$ 48.0 |
| 1105 | Buy | 25.01.2018 00:19:00 | 109.196 | 0.02 | 25.01.2018 00:21:00 | 109.219 | \$ 46.0 |
| 1107 | Buy | 25.01.2018 01:34:00 | 109.023 | 0.02 | 25.01.2018 01:35:00 | 109.049 | \$ 52.0 |
| 1106 | Buy | 25.01.2018 01:27:00 | 109.035 | 0.02 | 25.01.2018 01:35:00 | 109.049 | \$ 28.0 |
| 1788 | Buy | 25.01.2018 07:15:00 | 109.136 | 0.02 | 25.01.2018 08:56:00 | 109.336 | \$ 400.0 |
| 1787 | Buy | 25.01.2018 03:13:00 | 109.053 | 0.01 | 25.01.2018 08:56:00 | 109.336 | \$ 283.0 |
| 1786 | Buy | 25.01.2018 03:09:00 | 109.073 | 0.02 | 25.01.2018 08:56:00 | 109.336 | \$ 526.0 |
| 1785 | Buy | 25.01.2018 01:15:00 | 109.176 | 0.01 | 25.01.2018 08:56:00 | 109.336 | \$ 160.0 |
| 1784 | Buy | 24.01.2018 23:31:00 | 109.413 | 0.01 | 25.01.2018 08:56:00 | 109.336 | \$ -65.09 |
| 1783 | Buy | 24.01.2018 23:31:00 | 109.429 | 0.02 | 25.01.2018 08:56:00 | 109.336 | \$ -162.18 |
| 1782 | Buy | 24.01.2018 21:30:00 | 109.479 | 0.01 | 25.01.2018 08:56:00 | 109.336 | \$ -131.09 |
| 1781 | Buy | 24.01.2018 19:30:00 | 109.575 | 0.01 | 25.01.2018 08:56:00 | 109.336 | \$ -227.09 |
| 1780 | Buy | 24.01.2018 17:48:00 | 109.806 | 0.01 | 25.01.2018 08:56:00 | 109.336 | \$ -458.09 |
| 2111 | Buy | 25.01.2018 03:13:00 | 109.053 | 0.01 | 25.01.2018 09:33:00 | 109.36 | \$ 307.0 |
| 2110 | Buy | 25.01.2018 03:09:00 | 109.073 | 0.03 | 25.01.2018 09:33:00 | 109.36 | \$ 861.0 |
| 2109 | Buy | 25.01.2018 01:15:00 | 109.176 | 0.01 | 25.01.2018 09:33:00 | 109.36 | \$ 184.0 |
| 2108 | Buy | 24.01.2018 23:31:00 | 109.413 | 0.01 | 25.01.2018 09:33:00 | 109.36 | \$ -41.09 |
| 2107 | Buy | 24.01.2018 23:31:00 | 109.429 | 0.03 | 25.01.2018 09:33:00 | 109.36 | \$ -171.27 |
| 2106 | Buy | 24.01.2018 21:30:00 | 109.479 | 0.01 | 25.01.2018 09:33:00 | 109.36 | \$ -107.09 |
| 2105 | Buy | 24.01.2018 19:30:00 | 109.575 | 0.01 | 25.01.2018 09:33:00 | 109.36 | \$ -203.09 |
| 2104 | Buy | 24.01.2018 17:48:00 | 109.806 | 0.01 | 25.01.2018 09:33:00 | 109.36 | \$ -434.09 |
| 2112 | Buy | 25.01.2018 11:05:00 | 109.169 | 0.03 | 25.01.2018 11:08:00 | 109.195 | \$ 78.0 |
| 2113 | Buy | 25.01.2018 11:15:00 | 109.126 | 0.01 | 25.01.2018 11:18:00 | 109.152 | \$ 26.0 |
| 2114 | Buy | 25.01.2018 13:21:00 | 108.982 | 0.01 | 25.01.2018 13:22:00 | 109.009 | \$ 27.0 |
| 2115 | Buy | 25.01.2018 15:01:00 | 108.936 | 0.01 | 25.01.2018 15:52:00 | 108.962 | \$ 26.0 |
| 1792 | Buy | 25.01.2018 15:01:00 | 108.936 | 0.01 | 25.01.2018 16:07:00 | 109.129 | \$ 193.0 |
| 1791 | Buy | 25.01.2018 13:21:00 | 108.982 | 0.01 | 25.01.2018 16:07:00 | 109.129 | \$ 147.0 |
| 1790 | Buy | 25.01.2018 11:15:00 | 109.126 | 0.01 | 25.01.2018 16:07:00 | 109.129 | \$ 3.0 |
| 1789 | Buy | 25.01.2018 10:59:00 | 109.246 | 0.02 | 25.01.2018 16:07:00 | 109.129 | \$ -234.0 |
| 1793 | Buy | 25.01.2018 16:55:00 | 108.907 | 0.01 | 25.01.2018 16:56:00 | 108.928 | \$ 21.0 |
| 2116 | Buy | 25.01.2018 16:55:00 | 108.907 | 0.01 | 25.01.2018 16:56:00 | 108.932 | \$ 25.0 |
| 1794 | Buy | 25.01.2018 18:20:00 | 109.072 | 0.02 | 25.01.2018 18:37:00 | 109.094 | \$ 44.0 |
| 1796 | Buy | 25.01.2018 20:29:00 | 108.983 | 0.01 | 25.01.2018 20:55:00 | 109.024 | \$ 41.0 |
| 1795 | Buy | 25.01.2018 20:09:00 | 109.013 | 0.02 | 25.01.2018 20:55:00 | 109.024 | \$ 22.0 |
| 1797 | Buy | 25.01.2018 22:09:00 | 108.892 | 0.01 | 25.01.2018 22:15:00 | 108.912 | \$ 20.0 |
| 2117 | Buy | 25.01.2018 22:01:00 | 108.944 | 0.01 | 25.01.2018 23:18:00 | 108.971 | \$ 27.0 |
| 1798 | Buy | 26.01.2018 00:00:00 | 108.862 | 0.01 | 26.01.2018 00:01:00 | 108.883 | \$ 21.0 |
| 2118 | Buy | 26.01.2018 00:00:00 | 108.862 | 0.01 | 26.01.2018 00:01:00 | 108.888 | \$ 26.0 |
| 1799 | Buy | 26.01.2018 03:00:00 | 108.672 | 0.01 | 26.01.2018 04:03:00 | 108.695 | \$ 23.0 |
| 2119 | Buy | 26.01.2018 03:00:00 | 108.672 | 0.01 | 26.01.2018 04:03:00 | 108.698 | \$ 26.0 |
| 1553 | Buy | 26.01.2018 03:00:00 | 108.672 | 0.01 | 26.01.2018 04:44:00 | 109.617 | \$ 945.0 |
| 1552 | Buy | 26.01.2018 00:00:00 | 108.862 | 0.01 | 26.01.2018 04:44:00 | 109.617 | \$ 755.0 |
| 1551 | Buy | 25.01.2018 22:01:00 | 108.944 | 0.01 | 26.01.2018 04:44:00 | 109.617 | \$ 676.97 |
| 1550 | Buy | 25.01.2018 18:53:00 | 109.052 | 0.01 | 26.01.2018 04:44:00 | 109.617 | \$ 568.97 |
| 1549 | Buy | 25.01.2018 16:55:00 | 108.907 | 0.01 | 26.01.2018 04:44:00 | 109.617 | \$ 713.97 |
| 1548 | Buy | 25.01.2018 14:52:00 | 108.99 | 0.01 | 26.01.2018 04:44:00 | 109.617 | \$ 630.97 |

| | | | | | | | |
|------|------|---------------------|---------|------|---------------------|---------|-------------|
| 1547 | Buy | 25.01.2018 12:39:00 | 109.023 | 0.01 | 26.01.2018 04:44:00 | 109.617 | \$ 597.97 |
| 1546 | Buy | 25.01.2018 10:59:00 | 109.246 | 0.01 | 26.01.2018 04:44:00 | 109.617 | \$ 374.97 |
| 1545 | Buy | 25.01.2018 07:15:00 | 109.136 | 0.01 | 26.01.2018 04:44:00 | 109.617 | \$ 484.97 |
| 1544 | Buy | 25.01.2018 03:09:00 | 109.073 | 0.01 | 26.01.2018 04:44:00 | 109.617 | \$ 547.97 |
| 1543 | Buy | 25.01.2018 01:28:00 | 109.039 | 0.01 | 26.01.2018 04:44:00 | 109.617 | \$ 581.97 |
| 1542 | Buy | 24.01.2018 23:48:00 | 109.359 | 0.01 | 26.01.2018 04:44:00 | 109.617 | \$ 273.88 |
| 1541 | Buy | 24.01.2018 22:02:00 | 109.464 | 0.01 | 26.01.2018 04:44:00 | 109.617 | \$ 168.88 |
| 1540 | Buy | 24.01.2018 20:19:00 | 109.437 | 0.01 | 26.01.2018 04:44:00 | 109.617 | \$ 195.88 |
| 1539 | Buy | 24.01.2018 18:30:00 | 109.575 | 0.01 | 26.01.2018 04:44:00 | 109.617 | \$ 57.88 |
| 1538 | Buy | 24.01.2018 16:50:00 | 109.934 | 0.01 | 26.01.2018 04:44:00 | 109.617 | \$ -301.12 |
| 1537 | Buy | 24.01.2018 15:10:00 | 109.887 | 0.01 | 26.01.2018 04:44:00 | 109.617 | \$ -254.12 |
| 1536 | Buy | 24.01.2018 12:45:00 | 109.967 | 0.01 | 26.01.2018 04:44:00 | 109.617 | \$ -334.12 |
| 1535 | Buy | 24.01.2018 10:30:00 | 110.162 | 0.01 | 26.01.2018 04:44:00 | 109.617 | \$ -529.12 |
| 1534 | Buy | 24.01.2018 08:38:00 | 110.223 | 0.01 | 26.01.2018 04:44:00 | 109.617 | \$ -590.12 |
| 1533 | Buy | 24.01.2018 06:58:00 | 110.29 | 0.01 | 26.01.2018 04:44:00 | 109.617 | \$ -657.12 |
| 1532 | Buy | 24.01.2018 03:50:00 | 110.373 | 0.01 | 26.01.2018 04:44:00 | 109.617 | \$ -740.12 |
| 1531 | Buy | 24.01.2018 01:45:00 | 110.345 | 0.01 | 26.01.2018 04:44:00 | 109.617 | \$ -712.12 |
| 1530 | Buy | 23.01.2018 23:56:00 | 110.398 | 0.01 | 26.01.2018 04:44:00 | 109.617 | \$ -761.15 |
| 1529 | Buy | 23.01.2018 21:35:00 | 110.475 | 0.01 | 26.01.2018 04:44:00 | 109.617 | \$ -838.15 |
| 1528 | Buy | 23.01.2018 19:11:00 | 110.658 | 0.01 | 26.01.2018 04:44:00 | 109.617 | \$ -1021.15 |
| 2120 | Sell | 26.01.2018 04:45:00 | 109.699 | 0.03 | 26.01.2018 04:45:00 | 109.651 | \$ 144.0 |
| 1554 | Sell | 26.01.2018 05:30:00 | 109.337 | 0.01 | 26.01.2018 05:38:00 | 109.316 | \$ 21.0 |
| 1800 | Sell | 26.01.2018 05:30:00 | 109.337 | 0.01 | 26.01.2018 05:38:00 | 109.316 | \$ 21.0 |
| 1556 | Sell | 26.01.2018 08:56:00 | 109.654 | 0.01 | 26.01.2018 10:36:00 | 109.535 | \$ 119.0 |
| 1555 | Sell | 26.01.2018 07:16:00 | 109.456 | 0.01 | 26.01.2018 10:36:00 | 109.535 | \$ -79.0 |
| 1802 | Sell | 26.01.2018 08:56:00 | 109.654 | 0.01 | 26.01.2018 10:36:00 | 109.535 | \$ 119.0 |
| 1801 | Sell | 26.01.2018 07:16:00 | 109.456 | 0.01 | 26.01.2018 10:36:00 | 109.535 | \$ -79.0 |
| 2122 | Sell | 26.01.2018 08:46:00 | 109.636 | 0.03 | 26.01.2018 10:54:00 | 109.465 | \$ 513.0 |
| 2121 | Sell | 26.01.2018 06:31:00 | 109.345 | 0.03 | 26.01.2018 10:54:00 | 109.465 | \$ -360.0 |
| 1557 | Sell | 26.01.2018 14:02:00 | 109.453 | 0.01 | 26.01.2018 14:47:00 | 109.432 | \$ 21.0 |
| 1803 | Sell | 26.01.2018 14:02:00 | 109.453 | 0.02 | 26.01.2018 14:47:00 | 109.432 | \$ 42.0 |
| 1558 | Buy | 26.01.2018 17:05:00 | 108.974 | 0.01 | 26.01.2018 17:21:00 | 108.996 | \$ 22.0 |
| 1804 | Buy | 26.01.2018 17:05:00 | 108.974 | 0.01 | 26.01.2018 17:21:00 | 108.996 | \$ 22.0 |
| 2124 | Buy | 26.01.2018 17:49:00 | 108.957 | 0.01 | 26.01.2018 18:38:00 | 109.062 | \$ 105.0 |
| 2123 | Buy | 26.01.2018 16:07:00 | 109.113 | 0.01 | 26.01.2018 18:38:00 | 109.062 | \$ -51.0 |
| 2125 | Sell | 26.01.2018 21:00:00 | 109.381 | 0.03 | 26.01.2018 21:00:00 | 109.356 | \$ 75.0 |
| 2126 | Sell | 26.01.2018 22:49:00 | 109.393 | 0.03 | 26.01.2018 22:51:00 | 109.367 | \$ 78.0 |
| 1559 | Sell | 26.01.2018 23:06:00 | 109.508 | 0.01 | 26.01.2018 23:15:00 | 109.487 | \$ 21.0 |
| 1805 | Sell | 26.01.2018 23:06:00 | 109.508 | 0.01 | 26.01.2018 23:15:00 | 109.487 | \$ 21.0 |
| 1560 | Buy | 26.01.2018 23:47:00 | 108.815 | 0.01 | 26.01.2018 23:47:00 | 108.851 | \$ 36.0 |
| 1806 | Buy | 26.01.2018 23:47:00 | 108.815 | 0.01 | 26.01.2018 23:47:00 | 108.851 | \$ 36.0 |
| 2127 | Buy | 26.01.2018 23:47:00 | 108.825 | 0.01 | 26.01.2018 23:47:00 | 108.851 | \$ 26.0 |
| 1110 | Buy | 27.01.2018 01:36:00 | 108.384 | 0.02 | 27.01.2018 01:37:00 | 108.443 | \$ 118.0 |
| 1109 | Buy | 27.01.2018 01:31:00 | 108.407 | 0.02 | 27.01.2018 01:37:00 | 108.443 | \$ 72.0 |
| 1108 | Buy | 27.01.2018 01:26:00 | 108.478 | 0.02 | 27.01.2018 01:37:00 | 108.443 | \$ -70.0 |
| 1561 | Buy | 27.01.2018 01:27:00 | 108.475 | 0.01 | 27.01.2018 01:38:00 | 108.497 | \$ 22.0 |
| 1807 | Buy | 27.01.2018 01:27:00 | 108.475 | 0.01 | 27.01.2018 01:38:00 | 108.497 | \$ 22.0 |
| 2128 | Buy | 27.01.2018 01:27:00 | 108.475 | 0.01 | 27.01.2018 01:38:00 | 108.501 | \$ 26.0 |
| 1111 | Buy | 27.01.2018 01:48:00 | 108.421 | 0.02 | 27.01.2018 01:53:00 | 108.443 | \$ 44.0 |
| 1113 | Buy | 27.01.2018 01:59:00 | 108.38 | 0.02 | 27.01.2018 02:07:00 | 108.412 | \$ 64.0 |
| 1112 | Buy | 27.01.2018 01:54:00 | 108.402 | 0.02 | 27.01.2018 02:07:00 | 108.412 | \$ 20.0 |
| 1114 | Buy | 27.01.2018 02:18:00 | 108.312 | 0.02 | 27.01.2018 02:19:00 | 108.336 | \$ 48.0 |
| 1562 | Buy | 27.01.2018 03:15:00 | 108.392 | 0.01 | 27.01.2018 03:20:00 | 108.414 | \$ 22.0 |
| 1808 | Buy | 27.01.2018 03:15:00 | 108.392 | 0.01 | 27.01.2018 03:20:00 | 108.414 | \$ 22.0 |
| 2129 | Buy | 27.01.2018 03:15:00 | 108.392 | 0.01 | 27.01.2018 03:20:00 | 108.418 | \$ 26.0 |
| 1563 | Buy | 27.01.2018 06:28:00 | 108.645 | 0.01 | 27.01.2018 06:34:00 | 108.666 | \$ 21.0 |
| 1809 | Buy | 27.01.2018 06:28:00 | 108.645 | 0.02 | 27.01.2018 06:34:00 | 108.666 | \$ 42.0 |
| 2130 | Buy | 29.01.2018 08:00:00 | 108.666 | 0.03 | 29.01.2018 08:05:00 | 108.692 | \$ 78.0 |
| 1564 | Buy | 29.01.2018 08:44:00 | 108.668 | 0.01 | 29.01.2018 09:52:00 | 108.689 | \$ 21.0 |
| 1810 | Buy | 29.01.2018 08:44:00 | 108.668 | 0.02 | 29.01.2018 09:52:00 | 108.689 | \$ 42.0 |

| | | | | | | | |
|------|------|---------------------|---------|------|---------------------|---------|-----------|
| 2131 | Sell | 29.01.2018 16:22:00 | 108.914 | 0.03 | 29.01.2018 17:56:00 | 108.889 | \$ 75.0 |
| 2132 | Buy | 29.01.2018 21:02:00 | 108.689 | 0.01 | 29.01.2018 21:14:00 | 108.717 | \$ 28.0 |
| 2133 | Sell | 29.01.2018 23:46:00 | 108.843 | 0.03 | 30.01.2018 00:00:00 | 108.816 | \$ 51.51 |
| 2134 | Sell | 30.01.2018 01:26:00 | 109.141 | 0.03 | 30.01.2018 01:32:00 | 109.116 | \$ 75.0 |
| 1565 | Sell | 30.01.2018 01:00:00 | 109.017 | 0.01 | 30.01.2018 04:13:00 | 108.996 | \$ 21.0 |
| 1811 | Sell | 30.01.2018 01:00:00 | 109.017 | 0.01 | 30.01.2018 04:13:00 | 108.996 | \$ 21.0 |
| 2136 | Sell | 30.01.2018 09:41:00 | 109.04 | 0.03 | 30.01.2018 09:51:00 | 108.999 | \$ 123.0 |
| 2135 | Sell | 30.01.2018 09:41:00 | 109.019 | 0.05 | 30.01.2018 09:51:00 | 108.999 | \$ 100.0 |
| 2137 | Sell | 30.01.2018 11:25:00 | 109.066 | 0.03 | 30.01.2018 11:26:00 | 109.041 | \$ 75.0 |
| 2138 | Buy | 30.01.2018 13:00:00 | 108.815 | 0.01 | 30.01.2018 14:10:00 | 108.842 | \$ 27.0 |
| 2139 | Buy | 30.01.2018 14:48:00 | 108.713 | 0.01 | 30.01.2018 14:50:00 | 108.738 | \$ 25.0 |
| 1566 | Buy | 30.01.2018 15:01:00 | 108.704 | 0.01 | 30.01.2018 15:21:00 | 108.727 | \$ 23.0 |
| 1812 | Buy | 30.01.2018 15:01:00 | 108.704 | 0.01 | 30.01.2018 15:21:00 | 108.727 | \$ 23.0 |
| 1567 | Buy | 30.01.2018 17:10:00 | 108.692 | 0.01 | 30.01.2018 17:12:00 | 108.716 | \$ 24.0 |
| 1813 | Buy | 30.01.2018 17:10:00 | 108.692 | 0.01 | 30.01.2018 17:12:00 | 108.716 | \$ 24.0 |
| 2140 | Buy | 30.01.2018 17:10:00 | 108.692 | 0.01 | 30.01.2018 17:12:00 | 108.72 | \$ 28.0 |
| 1568 | Buy | 30.01.2018 18:58:00 | 108.624 | 0.01 | 30.01.2018 18:59:00 | 108.644 | \$ 20.0 |
| 1814 | Buy | 30.01.2018 18:58:00 | 108.624 | 0.01 | 30.01.2018 18:59:00 | 108.644 | \$ 20.0 |
| 2141 | Buy | 30.01.2018 18:58:00 | 108.624 | 0.01 | 30.01.2018 18:59:00 | 108.65 | \$ 26.0 |
| 1816 | Buy | 30.01.2018 22:59:00 | 108.564 | 0.01 | 31.01.2018 00:21:00 | 108.63 | \$ 69.97 |
| 1815 | Buy | 30.01.2018 22:50:00 | 108.63 | 0.02 | 31.01.2018 00:21:00 | 108.63 | \$ 7.94 |
| 2143 | Buy | 30.01.2018 22:59:00 | 108.564 | 0.01 | 31.01.2018 00:21:00 | 108.641 | \$ 80.97 |
| 2142 | Buy | 30.01.2018 22:50:00 | 108.63 | 0.03 | 31.01.2018 00:21:00 | 108.641 | \$ 44.91 |
| 1569 | Buy | 30.01.2018 22:50:00 | 108.63 | 0.01 | 31.01.2018 00:22:00 | 108.651 | \$ 24.97 |
| 2144 | Sell | 31.01.2018 05:20:00 | 108.837 | 0.03 | 31.01.2018 06:19:00 | 108.812 | \$ 75.0 |
| 2145 | Sell | 31.01.2018 09:35:00 | 108.879 | 0.03 | 31.01.2018 09:54:00 | 108.85 | \$ 87.0 |
| 1570 | Sell | 31.01.2018 11:43:00 | 109.082 | 0.01 | 31.01.2018 11:44:00 | 109.061 | \$ 21.0 |
| 1817 | Sell | 31.01.2018 11:43:00 | 109.082 | 0.01 | 31.01.2018 11:44:00 | 109.061 | \$ 21.0 |
| 2146 | Sell | 31.01.2018 11:42:00 | 109.058 | 0.03 | 31.01.2018 11:44:00 | 109.033 | \$ 75.0 |
| 2147 | Buy | 31.01.2018 15:00:00 | 108.712 | 0.01 | 31.01.2018 16:11:00 | 108.74 | \$ 28.0 |
| 2148 | Buy | 31.01.2018 16:40:00 | 108.676 | 0.01 | 31.01.2018 17:00:00 | 108.702 | \$ 26.0 |
| 2149 | Buy | 31.01.2018 18:45:00 | 108.699 | 0.01 | 31.01.2018 19:04:00 | 108.724 | \$ 25.0 |
| 2150 | Sell | 31.01.2018 21:41:00 | 108.853 | 0.03 | 31.01.2018 22:35:00 | 108.826 | \$ 81.0 |
| 1571 | Sell | 31.01.2018 23:38:00 | 109.002 | 0.01 | 31.01.2018 23:43:00 | 108.98 | \$ 22.0 |
| 1818 | Sell | 31.01.2018 23:38:00 | 109.002 | 0.01 | 31.01.2018 23:43:00 | 108.98 | \$ 22.0 |
| 2151 | Sell | 31.01.2018 23:36:00 | 108.985 | 0.03 | 31.01.2018 23:45:00 | 108.96 | \$ 75.0 |
| 1115 | Sell | 01.02.2018 01:00:00 | 109.17 | 0.02 | 01.02.2018 01:02:00 | 109.149 | \$ 42.0 |
| 2152 | Sell | 01.02.2018 01:16:00 | 109.176 | 0.03 | 01.02.2018 01:17:00 | 109.15 | \$ 78.0 |
| 1116 | Sell | 01.02.2018 01:13:00 | 109.169 | 0.02 | 01.02.2018 01:19:00 | 109.147 | \$ 44.0 |
| 1123 | Sell | 01.02.2018 01:56:00 | 109.367 | 0.02 | 01.02.2018 02:25:00 | 109.269 | \$ 196.0 |
| 1122 | Sell | 01.02.2018 01:51:00 | 109.365 | 0.02 | 01.02.2018 02:25:00 | 109.269 | \$ 192.0 |
| 1121 | Sell | 01.02.2018 01:46:00 | 109.298 | 0.02 | 01.02.2018 02:25:00 | 109.269 | \$ 58.0 |
| 1120 | Sell | 01.02.2018 01:41:00 | 109.276 | 0.02 | 01.02.2018 02:25:00 | 109.269 | \$ 14.0 |
| 1119 | Sell | 01.02.2018 01:36:00 | 109.267 | 0.02 | 01.02.2018 02:25:00 | 109.269 | \$ -4.0 |
| 1118 | Sell | 01.02.2018 01:31:00 | 109.253 | 0.02 | 01.02.2018 02:25:00 | 109.269 | \$ -32.0 |
| 1117 | Sell | 01.02.2018 01:26:00 | 109.217 | 0.02 | 01.02.2018 02:25:00 | 109.269 | \$ -104.0 |
| 2153 | Sell | 01.02.2018 02:56:00 | 109.349 | 0.03 | 01.02.2018 03:10:00 | 109.322 | \$ 81.0 |
| 1572 | Sell | 01.02.2018 01:26:00 | 109.198 | 0.01 | 01.02.2018 04:00:00 | 109.175 | \$ 23.0 |
| 1819 | Sell | 01.02.2018 01:26:00 | 109.198 | 0.01 | 01.02.2018 04:00:00 | 109.175 | \$ 23.0 |
| 1573 | Sell | 01.02.2018 04:15:00 | 109.381 | 0.01 | 01.02.2018 04:16:00 | 109.358 | \$ 23.0 |
| 1820 | Sell | 01.02.2018 04:15:00 | 109.381 | 0.01 | 01.02.2018 04:16:00 | 109.358 | \$ 23.0 |
| 1124 | Sell | 01.02.2018 10:26:00 | 109.402 | 0.02 | 01.02.2018 10:32:00 | 109.38 | \$ 44.0 |
| 1822 | Sell | 01.02.2018 10:08:00 | 109.309 | 0.01 | 01.02.2018 13:14:00 | 109.242 | \$ 67.0 |
| 1821 | Sell | 01.02.2018 10:06:00 | 109.244 | 0.02 | 01.02.2018 13:14:00 | 109.242 | \$ 4.0 |
| 2155 | Sell | 01.02.2018 10:08:00 | 109.309 | 0.03 | 01.02.2018 13:14:00 | 109.242 | \$ 201.0 |
| 2154 | Sell | 01.02.2018 10:06:00 | 109.244 | 0.05 | 01.02.2018 13:14:00 | 109.242 | \$ 10.0 |
| 1823 | Sell | 01.02.2018 14:56:00 | 109.359 | 0.02 | 01.02.2018 15:00:00 | 109.337 | \$ 44.0 |
| 1825 | Sell | 01.02.2018 16:51:00 | 109.628 | 0.01 | 01.02.2018 17:13:00 | 109.497 | \$ 131.0 |
| 1824 | Sell | 01.02.2018 15:10:00 | 109.414 | 0.01 | 01.02.2018 17:13:00 | 109.497 | \$ -83.0 |
| 1826 | Sell | 01.02.2018 18:54:00 | 109.659 | 0.01 | 01.02.2018 19:33:00 | 109.639 | \$ 20.0 |

| | | | | | | | |
|------|------|---------------------|---------|------|---------------------|---------|-----------|
| 2159 | Sell | 01.02.2018 18:54:00 | 109.659 | 0.03 | 01.02.2018 22:43:00 | 109.466 | \$ 579.0 |
| 2158 | Sell | 01.02.2018 16:51:00 | 109.628 | 0.03 | 01.02.2018 22:43:00 | 109.466 | \$ 486.0 |
| 2157 | Sell | 01.02.2018 15:10:00 | 109.414 | 0.03 | 01.02.2018 22:43:00 | 109.466 | \$ -156.0 |
| 2156 | Sell | 01.02.2018 14:56:00 | 109.359 | 0.05 | 01.02.2018 22:43:00 | 109.466 | \$ -535.0 |
| 1577 | Sell | 01.02.2018 18:54:00 | 109.659 | 0.01 | 01.02.2018 22:47:00 | 109.451 | \$ 208.0 |
| 1576 | Sell | 01.02.2018 16:51:00 | 109.628 | 0.01 | 01.02.2018 22:47:00 | 109.451 | \$ 177.0 |
| 1575 | Sell | 01.02.2018 14:56:00 | 109.359 | 0.01 | 01.02.2018 22:47:00 | 109.451 | \$ -92.0 |
| 1574 | Sell | 01.02.2018 10:06:00 | 109.244 | 0.01 | 01.02.2018 22:47:00 | 109.451 | \$ -207.0 |
| 2160 | Sell | 02.02.2018 03:00:00 | 109.564 | 0.03 | 02.02.2018 03:42:00 | 109.536 | \$ 84.0 |
| 2161 | Buy | 02.02.2018 05:10:00 | 109.364 | 0.01 | 02.02.2018 05:12:00 | 109.391 | \$ 27.0 |
| 2162 | Sell | 02.02.2018 10:11:00 | 109.611 | 0.03 | 02.02.2018 10:11:00 | 109.584 | \$ 81.0 |
| 2163 | Buy | 02.02.2018 10:32:00 | 109.307 | 0.01 | 02.02.2018 10:35:00 | 109.334 | \$ 27.0 |
| 1578 | Sell | 02.02.2018 12:00:00 | 109.691 | 0.01 | 02.02.2018 12:05:00 | 109.67 | \$ 21.0 |
| 1827 | Sell | 02.02.2018 12:00:00 | 109.691 | 0.01 | 02.02.2018 12:05:00 | 109.67 | \$ 21.0 |
| 2164 | Sell | 02.02.2018 11:51:00 | 109.612 | 0.03 | 02.02.2018 12:55:00 | 109.585 | \$ 81.0 |
| 1579 | Sell | 02.02.2018 15:02:00 | 109.738 | 0.01 | 02.02.2018 15:03:00 | 109.716 | \$ 22.0 |
| 1828 | Sell | 02.02.2018 15:02:00 | 109.738 | 0.01 | 02.02.2018 15:03:00 | 109.716 | \$ 22.0 |
| 2165 | Sell | 02.02.2018 15:02:00 | 109.738 | 0.03 | 02.02.2018 15:03:00 | 109.713 | \$ 75.0 |
| 1580 | Sell | 02.02.2018 16:50:00 | 109.767 | 0.01 | 02.02.2018 17:07:00 | 109.746 | \$ 21.0 |
| 1829 | Sell | 02.02.2018 16:50:00 | 109.767 | 0.01 | 02.02.2018 17:07:00 | 109.746 | \$ 21.0 |
| 2166 | Sell | 02.02.2018 16:50:00 | 109.767 | 0.03 | 02.02.2018 17:07:00 | 109.741 | \$ 78.0 |
| 1581 | Sell | 02.02.2018 18:34:00 | 109.879 | 0.01 | 02.02.2018 18:45:00 | 109.858 | \$ 21.0 |
| 1830 | Sell | 02.02.2018 18:34:00 | 109.879 | 0.01 | 02.02.2018 18:45:00 | 109.858 | \$ 21.0 |
| 2167 | Sell | 02.02.2018 18:34:00 | 109.879 | 0.03 | 02.02.2018 18:45:00 | 109.854 | \$ 75.0 |
| 1582 | Sell | 02.02.2018 22:23:00 | 109.931 | 0.01 | 02.02.2018 22:25:00 | 109.91 | \$ 21.0 |
| 1831 | Sell | 02.02.2018 22:23:00 | 109.931 | 0.02 | 02.02.2018 22:25:00 | 109.91 | \$ 42.0 |
| 2168 | Sell | 02.02.2018 22:23:00 | 109.931 | 0.05 | 02.02.2018 22:25:00 | 109.904 | \$ 135.0 |
| 1126 | Sell | 02.02.2018 22:36:00 | 110.315 | 0.02 | 02.02.2018 22:37:00 | 110.24 | \$ 150.0 |
| 1125 | Sell | 02.02.2018 22:31:00 | 110.209 | 0.02 | 02.02.2018 22:37:00 | 110.24 | \$ -62.0 |
| 1127 | Sell | 02.02.2018 22:41:00 | 110.28 | 0.02 | 02.02.2018 22:41:00 | 110.256 | \$ 48.0 |
| 1129 | Sell | 02.02.2018 22:51:00 | 110.343 | 0.02 | 02.02.2018 22:55:00 | 110.287 | \$ 112.0 |
| 1128 | Sell | 02.02.2018 22:46:00 | 110.278 | 0.02 | 02.02.2018 22:55:00 | 110.287 | \$ -18.0 |
| 1135 | Sell | 02.02.2018 23:21:00 | 110.406 | 0.02 | 02.02.2018 23:24:00 | 110.323 | \$ 166.0 |
| 1134 | Sell | 02.02.2018 23:16:00 | 110.416 | 0.02 | 02.02.2018 23:24:00 | 110.323 | \$ 186.0 |
| 1133 | Sell | 02.02.2018 23:11:00 | 110.359 | 0.02 | 02.02.2018 23:24:00 | 110.323 | \$ 72.0 |
| 1132 | Sell | 02.02.2018 23:06:00 | 110.355 | 0.02 | 02.02.2018 23:24:00 | 110.323 | \$ 64.0 |
| 1131 | Sell | 02.02.2018 23:01:00 | 110.274 | 0.02 | 02.02.2018 23:24:00 | 110.323 | \$ -98.0 |
| 1130 | Sell | 02.02.2018 22:56:00 | 110.257 | 0.02 | 02.02.2018 23:24:00 | 110.323 | \$ -132.0 |
| 1583 | Sell | 03.02.2018 00:37:00 | 110.431 | 0.01 | 03.02.2018 00:39:00 | 110.41 | \$ 21.0 |
| 1833 | Sell | 03.02.2018 00:37:00 | 110.431 | 0.01 | 03.02.2018 02:23:00 | 110.26 | \$ 171.0 |
| 1832 | Sell | 02.02.2018 22:31:00 | 110.137 | 0.01 | 03.02.2018 02:23:00 | 110.26 | \$ -123.0 |
| 2170 | Sell | 03.02.2018 00:37:00 | 110.431 | 0.03 | 03.02.2018 02:23:00 | 110.255 | \$ 528.0 |
| 2169 | Sell | 02.02.2018 22:31:00 | 110.137 | 0.03 | 03.02.2018 02:23:00 | 110.255 | \$ -354.0 |
| 1584 | Sell | 03.02.2018 04:00:00 | 110.195 | 0.01 | 03.02.2018 05:28:00 | 110.173 | \$ 22.0 |
| 1834 | Sell | 03.02.2018 04:00:00 | 110.195 | 0.02 | 03.02.2018 05:28:00 | 110.173 | \$ 44.0 |
| 1585 | Sell | 03.02.2018 06:45:00 | 110.21 | 0.01 | 03.02.2018 06:50:00 | 110.188 | \$ 22.0 |
| 1835 | Sell | 03.02.2018 06:45:00 | 110.21 | 0.02 | 03.02.2018 06:50:00 | 110.188 | \$ 44.0 |
| 2171 | Buy | 05.02.2018 09:40:00 | 109.854 | 0.01 | 05.02.2018 09:47:00 | 109.881 | \$ 27.0 |
| 1586 | Buy | 05.02.2018 11:44:00 | 109.869 | 0.01 | 05.02.2018 11:51:00 | 109.891 | \$ 22.0 |
| 1836 | Buy | 05.02.2018 11:44:00 | 109.869 | 0.01 | 05.02.2018 11:51:00 | 109.891 | \$ 22.0 |
| 2172 | Buy | 05.02.2018 11:44:00 | 109.869 | 0.01 | 05.02.2018 12:00:00 | 109.895 | \$ 26.0 |
| 1587 | Buy | 05.02.2018 17:07:00 | 109.806 | 0.01 | 05.02.2018 17:08:00 | 109.828 | \$ 22.0 |
| 1837 | Buy | 05.02.2018 17:07:00 | 109.806 | 0.01 | 05.02.2018 17:08:00 | 109.828 | \$ 22.0 |
| 1588 | Buy | 05.02.2018 19:37:00 | 109.813 | 0.01 | 05.02.2018 19:55:00 | 109.835 | \$ 22.0 |
| 1838 | Buy | 05.02.2018 19:37:00 | 109.813 | 0.01 | 05.02.2018 19:55:00 | 109.835 | \$ 22.0 |
| 2174 | Buy | 05.02.2018 19:37:00 | 109.813 | 0.01 | 05.02.2018 22:18:00 | 109.898 | \$ 85.0 |
| 2173 | Buy | 05.02.2018 17:00:00 | 109.929 | 0.01 | 05.02.2018 22:18:00 | 109.898 | \$ -31.0 |
| 2175 | Sell | 06.02.2018 00:00:00 | 110.135 | 0.03 | 06.02.2018 00:01:00 | 110.11 | \$ 75.0 |
| 2176 | Buy | 06.02.2018 04:25:00 | 109.827 | 0.01 | 06.02.2018 04:54:00 | 109.853 | \$ 26.0 |
| 2177 | Buy | 06.02.2018 06:05:00 | 109.121 | 0.01 | 06.02.2018 06:05:00 | 109.146 | \$ 25.0 |

| | | | | | | | |
|------|------|---------------------|---------|------|---------------------|---------|-----------|
| 1136 | Buy | 06.02.2018 06:03:00 | 109.181 | 0.02 | 06.02.2018 06:06:00 | 109.204 | \$ 46.0 |
| 1137 | Buy | 06.02.2018 06:08:00 | 109.135 | 0.02 | 06.02.2018 06:08:00 | 109.156 | \$ 42.0 |
| 1138 | Buy | 06.02.2018 06:13:00 | 109.065 | 0.02 | 06.02.2018 06:13:00 | 109.087 | \$ 44.0 |
| 1139 | Buy | 06.02.2018 06:18:00 | 109.13 | 0.02 | 06.02.2018 06:22:00 | 109.151 | \$ 42.0 |
| 1140 | Buy | 06.02.2018 06:23:00 | 109.147 | 0.02 | 06.02.2018 06:24:00 | 109.168 | \$ 42.0 |
| 1141 | Buy | 06.02.2018 06:45:00 | 109.108 | 0.02 | 06.02.2018 06:47:00 | 109.13 | \$ 44.0 |
| 2178 | Buy | 06.02.2018 07:47:00 | 109.109 | 0.01 | 06.02.2018 07:51:00 | 109.134 | \$ 25.0 |
| 2179 | Buy | 06.02.2018 09:47:00 | 109.118 | 0.01 | 06.02.2018 09:48:00 | 109.143 | \$ 25.0 |
| 2180 | Buy | 06.02.2018 10:03:00 | 109.096 | 0.03 | 06.02.2018 10:05:00 | 109.125 | \$ 87.0 |
| 1142 | Buy | 06.02.2018 10:35:00 | 108.942 | 0.02 | 06.02.2018 10:38:00 | 108.964 | \$ 44.0 |
| 2181 | Buy | 06.02.2018 11:47:00 | 108.662 | 0.01 | 06.02.2018 11:49:00 | 108.691 | \$ 29.0 |
| 1152 | Buy | 06.02.2018 11:25:00 | 108.698 | 0.02 | 06.02.2018 12:18:00 | 108.773 | \$ 150.0 |
| 1151 | Buy | 06.02.2018 11:20:00 | 108.72 | 0.02 | 06.02.2018 12:18:00 | 108.773 | \$ 106.0 |
| 1150 | Buy | 06.02.2018 11:15:00 | 108.743 | 0.02 | 06.02.2018 12:18:00 | 108.773 | \$ 60.0 |
| 1149 | Buy | 06.02.2018 11:10:00 | 108.702 | 0.02 | 06.02.2018 12:18:00 | 108.773 | \$ 142.0 |
| 1148 | Buy | 06.02.2018 11:05:00 | 108.633 | 0.02 | 06.02.2018 12:18:00 | 108.773 | \$ 280.0 |
| 1147 | Buy | 06.02.2018 11:00:00 | 108.657 | 0.02 | 06.02.2018 12:18:00 | 108.773 | \$ 232.0 |
| 1146 | Buy | 06.02.2018 10:55:00 | 108.702 | 0.02 | 06.02.2018 12:18:00 | 108.773 | \$ 142.0 |
| 1145 | Buy | 06.02.2018 10:50:00 | 108.789 | 0.02 | 06.02.2018 12:18:00 | 108.773 | \$ -32.0 |
| 1144 | Buy | 06.02.2018 10:45:00 | 108.92 | 0.02 | 06.02.2018 12:18:00 | 108.773 | \$ -294.0 |
| 1143 | Buy | 06.02.2018 10:40:00 | 108.934 | 0.02 | 06.02.2018 12:18:00 | 108.773 | \$ -322.0 |
| 2182 | Buy | 06.02.2018 13:00:00 | 108.639 | 0.03 | 06.02.2018 13:29:00 | 108.665 | \$ 78.0 |
| 2183 | Buy | 06.02.2018 13:37:00 | 108.556 | 0.01 | 06.02.2018 13:54:00 | 108.583 | \$ 27.0 |
| 1845 | Buy | 06.02.2018 13:00:00 | 108.639 | 0.02 | 06.02.2018 16:07:00 | 109.037 | \$ 796.0 |
| 1844 | Buy | 06.02.2018 12:51:00 | 108.688 | 0.01 | 06.02.2018 16:07:00 | 109.037 | \$ 349.0 |
| 1843 | Buy | 06.02.2018 10:30:00 | 109.038 | 0.01 | 06.02.2018 16:07:00 | 109.037 | \$ -1.0 |
| 1842 | Buy | 06.02.2018 10:03:00 | 109.096 | 0.02 | 06.02.2018 16:07:00 | 109.037 | \$ -118.0 |
| 1841 | Buy | 06.02.2018 08:50:00 | 109.13 | 0.01 | 06.02.2018 16:07:00 | 109.037 | \$ -93.0 |
| 1840 | Buy | 06.02.2018 06:46:00 | 109.108 | 0.01 | 06.02.2018 16:07:00 | 109.037 | \$ -71.0 |
| 1839 | Buy | 06.02.2018 05:00:00 | 109.716 | 0.01 | 06.02.2018 16:07:00 | 109.037 | \$ -679.0 |
| 1593 | Buy | 06.02.2018 12:51:00 | 108.688 | 0.01 | 06.02.2018 16:34:00 | 109.159 | \$ 471.0 |
| 1592 | Buy | 06.02.2018 10:30:00 | 109.042 | 0.01 | 06.02.2018 16:34:00 | 109.159 | \$ 117.0 |
| 1591 | Buy | 06.02.2018 08:50:00 | 109.13 | 0.01 | 06.02.2018 16:34:00 | 109.159 | \$ 29.0 |
| 1590 | Buy | 06.02.2018 06:46:00 | 109.108 | 0.01 | 06.02.2018 16:34:00 | 109.159 | \$ 51.0 |
| 1589 | Buy | 06.02.2018 05:00:00 | 109.716 | 0.01 | 06.02.2018 16:34:00 | 109.159 | \$ -557.0 |
| 1594 | Buy | 06.02.2018 18:41:00 | 109.056 | 0.01 | 06.02.2018 18:44:00 | 109.077 | \$ 21.0 |
| 1846 | Buy | 06.02.2018 18:41:00 | 109.056 | 0.02 | 06.02.2018 18:44:00 | 109.077 | \$ 42.0 |
| 2184 | Buy | 06.02.2018 21:04:00 | 108.988 | 0.03 | 06.02.2018 21:08:00 | 109.014 | \$ 78.0 |
| 2185 | Sell | 06.02.2018 21:58:00 | 109.304 | 0.03 | 06.02.2018 22:00:00 | 109.276 | \$ 84.0 |
| 1595 | Sell | 06.02.2018 22:02:00 | 109.414 | 0.01 | 06.02.2018 22:02:00 | 109.393 | \$ 21.0 |
| 1847 | Sell | 06.02.2018 22:02:00 | 109.414 | 0.01 | 06.02.2018 22:02:00 | 109.393 | \$ 21.0 |
| 2186 | Sell | 06.02.2018 23:38:00 | 109.596 | 0.03 | 06.02.2018 23:38:00 | 109.569 | \$ 81.0 |
| 1596 | Sell | 06.02.2018 23:42:00 | 109.549 | 0.01 | 06.02.2018 23:44:00 | 109.527 | \$ 22.0 |
| 1848 | Sell | 06.02.2018 23:42:00 | 109.549 | 0.01 | 06.02.2018 23:44:00 | 109.527 | \$ 22.0 |
| 1850 | Sell | 07.02.2018 02:43:00 | 109.445 | 0.01 | 07.02.2018 02:49:00 | 109.379 | \$ 66.0 |
| 1849 | Sell | 07.02.2018 02:42:00 | 109.377 | 0.02 | 07.02.2018 02:49:00 | 109.379 | \$ -4.0 |
| 1597 | Sell | 07.02.2018 02:42:00 | 109.377 | 0.01 | 07.02.2018 02:52:00 | 109.354 | \$ 23.0 |
| 1598 | Sell | 07.02.2018 05:05:00 | 109.407 | 0.01 | 07.02.2018 05:07:00 | 109.383 | \$ 24.0 |
| 1851 | Sell | 07.02.2018 05:05:00 | 109.407 | 0.01 | 07.02.2018 05:07:00 | 109.383 | \$ 24.0 |
| 1599 | Sell | 07.02.2018 07:57:00 | 109.654 | 0.01 | 07.02.2018 08:25:00 | 109.629 | \$ 25.0 |
| 1852 | Sell | 07.02.2018 07:57:00 | 109.654 | 0.01 | 07.02.2018 08:25:00 | 109.629 | \$ 25.0 |
| 2187 | Sell | 07.02.2018 07:57:00 | 109.654 | 0.03 | 07.02.2018 08:27:00 | 109.626 | \$ 84.0 |
| 1600 | Sell | 07.02.2018 11:11:00 | 109.51 | 0.01 | 07.02.2018 11:12:00 | 109.489 | \$ 21.0 |
| 1853 | Sell | 07.02.2018 11:11:00 | 109.51 | 0.02 | 07.02.2018 11:12:00 | 109.489 | \$ 42.0 |
| 1601 | Buy | 07.02.2018 15:02:00 | 109.173 | 0.01 | 07.02.2018 15:37:00 | 109.196 | \$ 23.0 |
| 1854 | Buy | 07.02.2018 15:02:00 | 109.173 | 0.01 | 07.02.2018 15:37:00 | 109.196 | \$ 23.0 |
| 1602 | Buy | 07.02.2018 16:42:00 | 109.066 | 0.01 | 07.02.2018 18:59:00 | 109.087 | \$ 21.0 |
| 1855 | Buy | 07.02.2018 16:42:00 | 109.066 | 0.01 | 07.02.2018 18:59:00 | 109.087 | \$ 21.0 |
| 2190 | Buy | 07.02.2018 18:04:00 | 109.002 | 0.01 | 07.02.2018 20:31:00 | 109.158 | \$ 156.0 |
| 2189 | Buy | 07.02.2018 16:19:00 | 109.149 | 0.01 | 07.02.2018 20:31:00 | 109.158 | \$ 9.0 |

| | | | | | | | |
|------|------|---------------------|---------|------|---------------------|---------|-----------|
| 2188 | Buy | 07.02.2018 14:02:00 | 109.241 | 0.01 | 07.02.2018 20:31:00 | 109.158 | \$ -83.0 |
| 2191 | Sell | 08.02.2018 01:10:00 | 109.339 | 0.03 | 08.02.2018 01:10:00 | 109.31 | \$ 87.0 |
| 1603 | Sell | 08.02.2018 02:00:00 | 109.526 | 0.01 | 08.02.2018 02:20:00 | 109.504 | \$ 22.0 |
| 1856 | Sell | 08.02.2018 02:00:00 | 109.526 | 0.01 | 08.02.2018 02:20:00 | 109.504 | \$ 22.0 |
| 2192 | Sell | 08.02.2018 02:50:00 | 109.61 | 0.03 | 08.02.2018 02:59:00 | 109.583 | \$ 81.0 |
| 1604 | Sell | 08.02.2018 04:35:00 | 109.504 | 0.01 | 08.02.2018 04:36:00 | 109.484 | \$ 20.0 |
| 1857 | Sell | 08.02.2018 04:35:00 | 109.504 | 0.01 | 08.02.2018 04:36:00 | 109.484 | \$ 20.0 |
| 2193 | Sell | 08.02.2018 04:35:00 | 109.504 | 0.03 | 08.02.2018 04:37:00 | 109.477 | \$ 81.0 |
| 1858 | Sell | 08.02.2018 05:01:00 | 109.475 | 0.02 | 08.02.2018 06:24:00 | 109.452 | \$ 46.0 |
| 2194 | Buy | 08.02.2018 09:00:00 | 109.173 | 0.01 | 08.02.2018 09:04:00 | 109.201 | \$ 28.0 |
| 1605 | Sell | 08.02.2018 14:09:00 | 109.602 | 0.01 | 08.02.2018 14:33:00 | 109.58 | \$ 22.0 |
| 1859 | Sell | 08.02.2018 14:09:00 | 109.602 | 0.01 | 08.02.2018 14:33:00 | 109.58 | \$ 22.0 |
| 1606 | Sell | 08.02.2018 15:49:00 | 109.747 | 0.01 | 08.02.2018 16:04:00 | 109.726 | \$ 21.0 |
| 1860 | Sell | 08.02.2018 15:49:00 | 109.747 | 0.01 | 08.02.2018 16:04:00 | 109.726 | \$ 21.0 |
| 2196 | Sell | 08.02.2018 15:43:00 | 109.694 | 0.03 | 08.02.2018 16:33:00 | 109.572 | \$ 366.0 |
| 2195 | Sell | 08.02.2018 13:26:00 | 109.503 | 0.03 | 08.02.2018 16:33:00 | 109.572 | \$ -207.0 |
| 1607 | Sell | 08.02.2018 17:29:00 | 109.704 | 0.01 | 08.02.2018 17:48:00 | 109.683 | \$ 21.0 |
| 1861 | Sell | 08.02.2018 17:29:00 | 109.704 | 0.01 | 08.02.2018 17:48:00 | 109.683 | \$ 21.0 |
| 2197 | Sell | 08.02.2018 17:28:00 | 109.676 | 0.03 | 08.02.2018 17:48:00 | 109.651 | \$ 75.0 |
| 1862 | Sell | 08.02.2018 18:21:00 | 109.686 | 0.02 | 08.02.2018 18:26:00 | 109.666 | \$ 40.0 |
| 2198 | Sell | 08.02.2018 18:21:00 | 109.686 | 0.05 | 08.02.2018 19:18:00 | 109.661 | \$ 125.0 |
| 1608 | Sell | 08.02.2018 21:10:00 | 109.699 | 0.01 | 08.02.2018 21:13:00 | 109.677 | \$ 22.0 |
| 1863 | Sell | 08.02.2018 21:10:00 | 109.699 | 0.02 | 08.02.2018 21:13:00 | 109.677 | \$ 44.0 |
| 2199 | Sell | 08.02.2018 21:10:00 | 109.699 | 0.05 | 08.02.2018 21:14:00 | 109.673 | \$ 130.0 |
| 1609 | Buy | 09.02.2018 01:00:00 | 109.266 | 0.01 | 09.02.2018 01:05:00 | 109.288 | \$ 22.0 |
| 1864 | Buy | 09.02.2018 01:00:00 | 109.266 | 0.01 | 09.02.2018 01:05:00 | 109.288 | \$ 22.0 |
| 1610 | Buy | 09.02.2018 02:51:00 | 108.709 | 0.01 | 09.02.2018 02:51:00 | 108.732 | \$ 23.0 |
| 1865 | Buy | 09.02.2018 02:51:00 | 108.709 | 0.01 | 09.02.2018 02:51:00 | 108.732 | \$ 23.0 |
| 1153 | Buy | 09.02.2018 02:55:00 | 108.666 | 0.02 | 09.02.2018 02:57:00 | 108.688 | \$ 44.0 |
| 1155 | Buy | 09.02.2018 03:05:00 | 108.675 | 0.02 | 09.02.2018 03:08:00 | 108.703 | \$ 56.0 |
| 1154 | Buy | 09.02.2018 03:00:00 | 108.689 | 0.02 | 09.02.2018 03:08:00 | 108.703 | \$ 28.0 |
| 1611 | Buy | 09.02.2018 05:00:00 | 108.873 | 0.01 | 09.02.2018 05:01:00 | 108.894 | \$ 21.0 |
| 1866 | Buy | 09.02.2018 05:00:00 | 108.873 | 0.01 | 09.02.2018 05:01:00 | 108.894 | \$ 21.0 |
| 1156 | Buy | 09.02.2018 05:53:00 | 108.681 | 0.02 | 09.02.2018 05:54:00 | 108.702 | \$ 42.0 |
| 1868 | Buy | 09.02.2018 08:18:00 | 108.605 | 0.01 | 09.02.2018 09:12:00 | 108.71 | \$ 105.0 |
| 1867 | Buy | 09.02.2018 08:05:00 | 108.731 | 0.02 | 09.02.2018 09:12:00 | 108.71 | \$ -42.0 |
| 1612 | Buy | 09.02.2018 08:05:00 | 108.731 | 0.01 | 09.02.2018 09:22:00 | 108.752 | \$ 21.0 |
| 2204 | Buy | 09.02.2018 08:18:00 | 108.605 | 0.01 | 09.02.2018 10:11:00 | 108.876 | \$ 271.0 |
| 2203 | Buy | 09.02.2018 08:05:00 | 108.731 | 0.03 | 09.02.2018 10:11:00 | 108.876 | \$ 435.0 |
| 2202 | Buy | 09.02.2018 05:00:00 | 108.873 | 0.01 | 09.02.2018 10:11:00 | 108.876 | \$ 3.0 |
| 2201 | Buy | 09.02.2018 02:20:00 | 108.852 | 0.01 | 09.02.2018 10:11:00 | 108.876 | \$ 24.0 |
| 2200 | Buy | 09.02.2018 00:40:00 | 109.432 | 0.01 | 09.02.2018 10:11:00 | 108.876 | \$ -556.0 |
| 1613 | Buy | 09.02.2018 11:00:00 | 108.82 | 0.01 | 09.02.2018 11:06:00 | 108.842 | \$ 22.0 |
| 1869 | Buy | 09.02.2018 11:00:00 | 108.82 | 0.02 | 09.02.2018 11:06:00 | 108.842 | \$ 44.0 |
| 1614 | Sell | 09.02.2018 17:24:00 | 109.259 | 0.01 | 09.02.2018 17:56:00 | 109.238 | \$ 21.0 |
| 1870 | Sell | 09.02.2018 17:24:00 | 109.259 | 0.01 | 09.02.2018 17:56:00 | 109.238 | \$ 21.0 |
| 2205 | Sell | 09.02.2018 16:10:00 | 109.08 | 0.03 | 09.02.2018 18:58:00 | 109.053 | \$ 81.0 |
| 2206 | Buy | 09.02.2018 21:40:00 | 108.796 | 0.01 | 09.02.2018 21:49:00 | 108.823 | \$ 27.0 |
| 2207 | Buy | 09.02.2018 23:40:00 | 108.892 | 0.01 | 09.02.2018 23:41:00 | 108.919 | \$ 27.0 |
| 1615 | Buy | 10.02.2018 00:44:00 | 108.74 | 0.01 | 10.02.2018 01:03:00 | 108.761 | \$ 21.0 |
| 1871 | Buy | 10.02.2018 00:44:00 | 108.74 | 0.01 | 10.02.2018 01:03:00 | 108.761 | \$ 21.0 |
| 2208 | Buy | 10.02.2018 01:20:00 | 108.653 | 0.01 | 10.02.2018 01:20:00 | 108.679 | \$ 26.0 |
| 1616 | Buy | 10.02.2018 02:42:00 | 108.38 | 0.01 | 10.02.2018 02:57:00 | 108.401 | \$ 21.0 |
| 1872 | Buy | 10.02.2018 02:42:00 | 108.38 | 0.01 | 10.02.2018 02:57:00 | 108.401 | \$ 21.0 |
| 2209 | Buy | 10.02.2018 03:13:00 | 108.33 | 0.01 | 10.02.2018 03:15:00 | 108.355 | \$ 25.0 |
| 1157 | Buy | 10.02.2018 03:28:00 | 108.174 | 0.02 | 10.02.2018 03:28:00 | 108.195 | \$ 42.0 |
| 1159 | Buy | 10.02.2018 03:42:00 | 108.093 | 0.02 | 10.02.2018 03:46:00 | 108.146 | \$ 106.0 |
| 1158 | Buy | 10.02.2018 03:37:00 | 108.151 | 0.02 | 10.02.2018 03:46:00 | 108.146 | \$ -10.0 |
| 2211 | Buy | 12.02.2018 13:55:00 | 108.668 | 0.03 | 12.02.2018 14:07:00 | 108.692 | \$ 72.0 |
| 2210 | Buy | 12.02.2018 13:54:00 | 108.66 | 0.01 | 12.02.2018 14:07:00 | 108.692 | \$ 32.0 |

| | | | | | | | |
|------|------|---------------------|---------|------|---------------------|---------|------------|
| 2212 | Buy | 12.02.2018 16:08:00 | 108.636 | 0.01 | 12.02.2018 16:20:00 | 108.662 | \$ 26.0 |
| 2213 | Buy | 12.02.2018 22:58:00 | 108.623 | 0.01 | 12.02.2018 23:31:00 | 108.65 | \$ 27.0 |
| 1617 | Buy | 13.02.2018 00:10:00 | 108.48 | 0.01 | 13.02.2018 00:11:00 | 108.501 | \$ 21.0 |
| 1873 | Buy | 13.02.2018 00:10:00 | 108.48 | 0.01 | 13.02.2018 00:11:00 | 108.501 | \$ 21.0 |
| 2214 | Sell | 13.02.2018 02:16:00 | 108.801 | 0.03 | 13.02.2018 02:19:00 | 108.772 | \$ 87.0 |
| 2215 | Sell | 13.02.2018 03:57:00 | 108.755 | 0.03 | 13.02.2018 04:07:00 | 108.728 | \$ 81.0 |
| 2216 | Sell | 13.02.2018 08:00:00 | 108.719 | 0.03 | 13.02.2018 08:37:00 | 108.69 | \$ 87.0 |
| 2217 | Sell | 13.02.2018 10:19:00 | 108.759 | 0.03 | 13.02.2018 10:23:00 | 108.734 | \$ 75.0 |
| 1618 | Buy | 13.02.2018 13:37:00 | 108.373 | 0.01 | 13.02.2018 13:39:00 | 108.394 | \$ 21.0 |
| 1874 | Buy | 13.02.2018 13:37:00 | 108.373 | 0.01 | 13.02.2018 13:39:00 | 108.394 | \$ 21.0 |
| 1879 | Buy | 13.02.2018 21:35:00 | 107.51 | 0.01 | 13.02.2018 22:03:00 | 107.723 | \$ 213.0 |
| 1878 | Buy | 13.02.2018 21:30:00 | 107.569 | 0.02 | 13.02.2018 22:03:00 | 107.723 | \$ 308.0 |
| 1877 | Buy | 13.02.2018 19:19:00 | 107.614 | 0.01 | 13.02.2018 22:03:00 | 107.723 | \$ 109.0 |
| 1876 | Buy | 13.02.2018 17:01:00 | 107.718 | 0.01 | 13.02.2018 22:03:00 | 107.723 | \$ 5.0 |
| 1875 | Buy | 13.02.2018 15:17:00 | 108.221 | 0.01 | 13.02.2018 22:03:00 | 107.723 | \$ -498.0 |
| 1880 | Buy | 14.02.2018 00:10:00 | 107.629 | 0.02 | 14.02.2018 00:13:00 | 107.651 | \$ 44.0 |
| 1173 | Buy | 13.02.2018 17:37:00 | 107.588 | 0.02 | 14.02.2018 03:29:00 | 107.757 | \$ 345.94 |
| 1172 | Buy | 13.02.2018 17:32:00 | 107.597 | 0.02 | 14.02.2018 03:29:00 | 107.757 | \$ 327.94 |
| 1171 | Buy | 13.02.2018 17:27:00 | 107.676 | 0.02 | 14.02.2018 03:29:00 | 107.757 | \$ 169.94 |
| 1170 | Buy | 13.02.2018 17:22:00 | 107.682 | 0.02 | 14.02.2018 03:29:00 | 107.757 | \$ 157.94 |
| 1169 | Buy | 13.02.2018 17:17:00 | 107.701 | 0.02 | 14.02.2018 03:29:00 | 107.757 | \$ 119.94 |
| 1168 | Buy | 13.02.2018 17:12:00 | 107.71 | 0.02 | 14.02.2018 03:29:00 | 107.757 | \$ 101.94 |
| 1167 | Buy | 13.02.2018 17:07:00 | 107.766 | 0.02 | 14.02.2018 03:29:00 | 107.757 | \$ -10.06 |
| 1166 | Buy | 13.02.2018 17:02:00 | 107.771 | 0.02 | 14.02.2018 03:29:00 | 107.757 | \$ -20.06 |
| 1165 | Buy | 13.02.2018 16:57:00 | 107.782 | 0.02 | 14.02.2018 03:29:00 | 107.757 | \$ -42.06 |
| 1164 | Buy | 13.02.2018 16:52:00 | 107.807 | 0.02 | 14.02.2018 03:29:00 | 107.757 | \$ -92.06 |
| 1163 | Buy | 13.02.2018 16:47:00 | 107.747 | 0.02 | 14.02.2018 03:29:00 | 107.757 | \$ 27.94 |
| 1162 | Buy | 13.02.2018 16:42:00 | 107.794 | 0.02 | 14.02.2018 03:29:00 | 107.757 | \$ -66.06 |
| 1161 | Buy | 13.02.2018 16:37:00 | 107.83 | 0.02 | 14.02.2018 03:29:00 | 107.757 | \$ -138.06 |
| 1160 | Buy | 13.02.2018 16:32:00 | 107.865 | 0.02 | 14.02.2018 03:29:00 | 107.757 | \$ -208.06 |
| 1623 | Buy | 14.02.2018 00:10:00 | 107.629 | 0.01 | 14.02.2018 03:29:00 | 107.773 | \$ 144.0 |
| 1622 | Buy | 13.02.2018 21:30:00 | 107.569 | 0.01 | 14.02.2018 03:29:00 | 107.773 | \$ 207.97 |
| 1621 | Buy | 13.02.2018 19:19:00 | 107.614 | 0.01 | 14.02.2018 03:29:00 | 107.773 | \$ 162.97 |
| 1620 | Buy | 13.02.2018 17:01:00 | 107.718 | 0.01 | 14.02.2018 03:29:00 | 107.773 | \$ 58.97 |
| 1619 | Buy | 13.02.2018 15:17:00 | 108.221 | 0.01 | 14.02.2018 03:29:00 | 107.773 | \$ -444.03 |
| 2224 | Buy | 14.02.2018 00:59:00 | 107.499 | 0.03 | 14.02.2018 03:29:00 | 107.751 | \$ 756.0 |
| 2223 | Buy | 13.02.2018 21:35:00 | 107.51 | 0.01 | 14.02.2018 03:29:00 | 107.751 | \$ 244.97 |
| 2222 | Buy | 13.02.2018 21:30:00 | 107.569 | 0.03 | 14.02.2018 03:29:00 | 107.751 | \$ 557.91 |
| 2221 | Buy | 13.02.2018 18:35:00 | 107.636 | 0.01 | 14.02.2018 03:29:00 | 107.751 | \$ 118.97 |
| 2220 | Buy | 13.02.2018 16:44:00 | 107.761 | 0.01 | 14.02.2018 03:29:00 | 107.751 | \$ -6.03 |
| 2219 | Buy | 13.02.2018 15:04:00 | 108.265 | 0.01 | 14.02.2018 03:29:00 | 107.751 | \$ -510.03 |
| 2218 | Buy | 13.02.2018 13:00:00 | 108.597 | 0.01 | 14.02.2018 03:29:00 | 107.751 | \$ -842.03 |
| 1176 | Buy | 14.02.2018 13:06:00 | 106.919 | 0.02 | 14.02.2018 13:07:00 | 106.93 | \$ 22.0 |
| 1175 | Buy | 14.02.2018 13:01:00 | 106.892 | 0.02 | 14.02.2018 13:07:00 | 106.93 | \$ 76.0 |
| 1174 | Buy | 14.02.2018 12:56:00 | 106.916 | 0.02 | 14.02.2018 13:07:00 | 106.93 | \$ 28.0 |
| 1179 | Buy | 14.02.2018 13:21:00 | 106.862 | 0.02 | 14.02.2018 13:24:00 | 106.92 | \$ 116.0 |
| 1178 | Buy | 14.02.2018 13:16:00 | 106.895 | 0.02 | 14.02.2018 13:24:00 | 106.92 | \$ 50.0 |
| 1177 | Buy | 14.02.2018 13:11:00 | 106.941 | 0.02 | 14.02.2018 13:24:00 | 106.92 | \$ -42.0 |
| 1625 | Buy | 14.02.2018 12:58:00 | 106.907 | 0.01 | 14.02.2018 14:17:00 | 107.248 | \$ 341.0 |
| 1624 | Buy | 14.02.2018 11:18:00 | 107.545 | 0.01 | 14.02.2018 14:17:00 | 107.248 | \$ -297.0 |
| 1882 | Buy | 14.02.2018 12:58:00 | 106.907 | 0.01 | 14.02.2018 14:17:00 | 107.248 | \$ 341.0 |
| 1881 | Buy | 14.02.2018 11:18:00 | 107.545 | 0.01 | 14.02.2018 14:17:00 | 107.248 | \$ -297.0 |
| 1626 | Buy | 14.02.2018 21:50:00 | 107.259 | 0.01 | 14.02.2018 21:55:00 | 107.28 | \$ 21.0 |
| 1883 | Buy | 14.02.2018 21:50:00 | 107.259 | 0.01 | 14.02.2018 21:55:00 | 107.28 | \$ 21.0 |
| 2227 | Buy | 14.02.2018 22:04:00 | 107.193 | 0.01 | 14.02.2018 22:30:00 | 107.463 | \$ 270.0 |
| 2226 | Buy | 14.02.2018 11:53:00 | 107.382 | 0.01 | 14.02.2018 22:30:00 | 107.463 | \$ 81.0 |
| 2225 | Buy | 14.02.2018 10:02:00 | 107.738 | 0.01 | 14.02.2018 22:30:00 | 107.463 | \$ -275.0 |
| 1627 | Buy | 15.02.2018 00:11:00 | 107.149 | 0.01 | 15.02.2018 00:23:00 | 107.17 | \$ 21.0 |
| 1884 | Buy | 15.02.2018 00:11:00 | 107.149 | 0.01 | 15.02.2018 00:23:00 | 107.17 | \$ 21.0 |
| 2228 | Buy | 15.02.2018 00:11:00 | 107.149 | 0.01 | 15.02.2018 00:23:00 | 107.174 | \$ 25.0 |

| | | | | | | | |
|------|-----|---------------------|---------|------|---------------------|---------|-----------|
| 1628 | Buy | 15.02.2018 03:11:00 | 106.988 | 0.01 | 15.02.2018 04:00:00 | 107.009 | \$ 21.0 |
| 1885 | Buy | 15.02.2018 03:11:00 | 106.988 | 0.01 | 15.02.2018 04:00:00 | 107.009 | \$ 21.0 |
| 2229 | Buy | 15.02.2018 03:11:00 | 106.988 | 0.01 | 15.02.2018 04:00:00 | 107.013 | \$ 25.0 |
| 1629 | Buy | 15.02.2018 05:45:00 | 107.001 | 0.01 | 15.02.2018 05:47:00 | 107.023 | \$ 22.0 |
| 1886 | Buy | 15.02.2018 05:45:00 | 107.001 | 0.02 | 15.02.2018 05:47:00 | 107.023 | \$ 44.0 |
| 2230 | Buy | 15.02.2018 05:59:00 | 106.961 | 0.03 | 15.02.2018 06:04:00 | 106.986 | \$ 75.0 |
| 1180 | Buy | 15.02.2018 11:35:00 | 106.418 | 0.02 | 15.02.2018 11:37:00 | 106.439 | \$ 42.0 |
| 1182 | Buy | 15.02.2018 11:45:00 | 106.413 | 0.02 | 15.02.2018 11:50:00 | 106.432 | \$ 38.0 |
| 1181 | Buy | 15.02.2018 11:40:00 | 106.411 | 0.02 | 15.02.2018 11:50:00 | 106.432 | \$ 42.0 |
| 1183 | Buy | 15.02.2018 16:41:00 | 106.198 | 0.02 | 15.02.2018 16:43:00 | 106.219 | \$ 42.0 |
| 1635 | Buy | 15.02.2018 18:35:00 | 106.317 | 0.01 | 15.02.2018 19:49:00 | 106.533 | \$ 216.0 |
| 1634 | Buy | 15.02.2018 16:45:00 | 106.227 | 0.01 | 15.02.2018 19:49:00 | 106.533 | \$ 306.0 |
| 1633 | Buy | 15.02.2018 15:05:00 | 106.496 | 0.01 | 15.02.2018 19:49:00 | 106.533 | \$ 37.0 |
| 1632 | Buy | 15.02.2018 13:15:00 | 106.485 | 0.01 | 15.02.2018 19:49:00 | 106.533 | \$ 48.0 |
| 1631 | Buy | 15.02.2018 10:25:00 | 106.608 | 0.01 | 15.02.2018 19:49:00 | 106.533 | \$ -75.0 |
| 1630 | Buy | 15.02.2018 08:06:00 | 106.934 | 0.01 | 15.02.2018 19:49:00 | 106.533 | \$ -401.0 |
| 1894 | Buy | 15.02.2018 18:08:00 | 106.344 | 0.01 | 15.02.2018 20:14:00 | 106.599 | \$ 255.0 |
| 1893 | Buy | 15.02.2018 18:05:00 | 106.376 | 0.02 | 15.02.2018 20:14:00 | 106.599 | \$ 446.0 |
| 1892 | Buy | 15.02.2018 15:24:00 | 106.423 | 0.01 | 15.02.2018 20:14:00 | 106.599 | \$ 176.0 |
| 1891 | Buy | 15.02.2018 15:05:00 | 106.496 | 0.02 | 15.02.2018 20:14:00 | 106.599 | \$ 206.0 |
| 1890 | Buy | 15.02.2018 13:15:00 | 106.485 | 0.01 | 15.02.2018 20:14:00 | 106.599 | \$ 114.0 |
| 1889 | Buy | 15.02.2018 10:25:00 | 106.608 | 0.01 | 15.02.2018 20:14:00 | 106.599 | \$ -9.0 |
| 1888 | Buy | 15.02.2018 08:08:00 | 106.892 | 0.01 | 15.02.2018 20:14:00 | 106.599 | \$ -293.0 |
| 1887 | Buy | 15.02.2018 08:06:00 | 106.934 | 0.02 | 15.02.2018 20:14:00 | 106.599 | \$ -670.0 |
| 2238 | Buy | 15.02.2018 18:08:00 | 106.344 | 0.01 | 15.02.2018 20:16:00 | 106.608 | \$ 264.0 |
| 2237 | Buy | 15.02.2018 18:05:00 | 106.376 | 0.03 | 15.02.2018 20:16:00 | 106.608 | \$ 696.0 |
| 2236 | Buy | 15.02.2018 15:24:00 | 106.423 | 0.01 | 15.02.2018 20:16:00 | 106.608 | \$ 185.0 |
| 2235 | Buy | 15.02.2018 15:06:00 | 106.493 | 0.03 | 15.02.2018 20:16:00 | 106.608 | \$ 345.0 |
| 2234 | Buy | 15.02.2018 13:15:00 | 106.485 | 0.01 | 15.02.2018 20:16:00 | 106.608 | \$ 123.0 |
| 2233 | Buy | 15.02.2018 10:25:00 | 106.608 | 0.01 | 15.02.2018 20:16:00 | 106.608 | \$ 0.0 |
| 2232 | Buy | 15.02.2018 08:08:00 | 106.892 | 0.01 | 15.02.2018 20:16:00 | 106.608 | \$ -284.0 |
| 2231 | Buy | 15.02.2018 08:06:00 | 106.934 | 0.03 | 15.02.2018 20:16:00 | 106.608 | \$ -978.0 |
| 1636 | Buy | 15.02.2018 22:41:00 | 106.471 | 0.01 | 15.02.2018 22:48:00 | 106.492 | \$ 21.0 |
| 1895 | Buy | 15.02.2018 22:41:00 | 106.471 | 0.02 | 15.02.2018 22:48:00 | 106.492 | \$ 42.0 |
| 1896 | Buy | 15.02.2018 23:19:00 | 106.467 | 0.01 | 15.02.2018 23:21:00 | 106.489 | \$ 22.0 |
| 2239 | Buy | 15.02.2018 23:19:00 | 106.464 | 0.01 | 15.02.2018 23:21:00 | 106.489 | \$ 25.0 |
| 1637 | Buy | 16.02.2018 00:26:00 | 106.35 | 0.01 | 16.02.2018 00:37:00 | 106.37 | \$ 20.0 |
| 2240 | Buy | 16.02.2018 00:59:00 | 106.303 | 0.01 | 16.02.2018 01:05:00 | 106.33 | \$ 27.0 |
| 1897 | Buy | 16.02.2018 01:31:00 | 106.299 | 0.01 | 16.02.2018 01:57:00 | 106.322 | \$ 23.0 |
| 1899 | Buy | 16.02.2018 04:10:00 | 106.345 | 0.01 | 16.02.2018 04:37:00 | 106.391 | \$ 46.0 |
| 1898 | Buy | 16.02.2018 04:05:00 | 106.381 | 0.02 | 16.02.2018 04:37:00 | 106.391 | \$ 20.0 |
| 1638 | Buy | 16.02.2018 04:05:00 | 106.381 | 0.01 | 16.02.2018 04:40:00 | 106.402 | \$ 21.0 |
| 1639 | Buy | 16.02.2018 05:45:00 | 106.059 | 0.01 | 16.02.2018 05:51:00 | 106.082 | \$ 23.0 |
| 1900 | Buy | 16.02.2018 05:50:00 | 106.056 | 0.01 | 16.02.2018 05:51:00 | 106.078 | \$ 22.0 |
| 1640 | Buy | 16.02.2018 08:40:00 | 106.084 | 0.01 | 16.02.2018 08:45:00 | 106.105 | \$ 21.0 |
| 1901 | Buy | 16.02.2018 08:40:00 | 106.084 | 0.01 | 16.02.2018 08:45:00 | 106.105 | \$ 21.0 |
| 2244 | Buy | 16.02.2018 08:40:00 | 106.084 | 0.01 | 16.02.2018 10:09:00 | 106.331 | \$ 247.0 |
| 2243 | Buy | 16.02.2018 05:50:00 | 106.056 | 0.01 | 16.02.2018 10:09:00 | 106.331 | \$ 275.0 |
| 2242 | Buy | 16.02.2018 04:10:00 | 106.345 | 0.01 | 16.02.2018 10:09:00 | 106.331 | \$ -14.0 |
| 2241 | Buy | 16.02.2018 03:35:00 | 106.447 | 0.03 | 16.02.2018 10:09:00 | 106.331 | \$ -348.0 |
| 1641 | Buy | 16.02.2018 10:34:00 | 106.144 | 0.01 | 16.02.2018 10:38:00 | 106.166 | \$ 22.0 |
| 1902 | Buy | 16.02.2018 10:34:00 | 106.144 | 0.02 | 16.02.2018 10:38:00 | 106.166 | \$ 44.0 |
| 2245 | Buy | 16.02.2018 10:34:00 | 106.144 | 0.03 | 16.02.2018 10:41:00 | 106.17 | \$ 78.0 |
| 1903 | Buy | 16.02.2018 11:20:00 | 106.043 | 0.01 | 16.02.2018 11:25:00 | 106.064 | \$ 21.0 |
| 2246 | Buy | 16.02.2018 11:20:00 | 106.043 | 0.01 | 16.02.2018 11:26:00 | 106.069 | \$ 26.0 |
| 1643 | Buy | 16.02.2018 15:06:00 | 105.717 | 0.01 | 16.02.2018 16:10:00 | 105.929 | \$ 212.0 |
| 1642 | Buy | 16.02.2018 13:00:00 | 106.098 | 0.01 | 16.02.2018 16:10:00 | 105.929 | \$ -169.0 |
| 1906 | Buy | 16.02.2018 15:06:00 | 105.717 | 0.01 | 16.02.2018 16:55:00 | 106.01 | \$ 293.0 |
| 1905 | Buy | 16.02.2018 13:04:00 | 106.042 | 0.01 | 16.02.2018 16:55:00 | 106.01 | \$ -32.0 |
| 1904 | Buy | 16.02.2018 13:00:00 | 106.098 | 0.02 | 16.02.2018 16:55:00 | 106.01 | \$ -176.0 |

| | | | | | | | |
|------|------|---------------------|---------|------|---------------------|---------|-------------|
| 1644 | Buy | 16.02.2018 17:15:00 | 105.787 | 0.01 | 16.02.2018 17:18:00 | 105.808 | \$ 21.0 |
| 1907 | Buy | 16.02.2018 17:15:00 | 105.787 | 0.02 | 16.02.2018 17:18:00 | 105.808 | \$ 42.0 |
| 2249 | Buy | 16.02.2018 15:06:00 | 105.717 | 0.01 | 16.02.2018 19:14:00 | 106.037 | \$ 320.0 |
| 2248 | Buy | 16.02.2018 13:04:00 | 106.042 | 0.01 | 16.02.2018 19:14:00 | 106.037 | \$ -5.0 |
| 2247 | Buy | 16.02.2018 13:00:00 | 106.098 | 0.03 | 16.02.2018 19:14:00 | 106.037 | \$ -183.0 |
| 2250 | Sell | 16.02.2018 21:02:00 | 106.2 | 0.03 | 16.02.2018 22:09:00 | 106.174 | \$ 78.0 |
| 2251 | Sell | 16.02.2018 22:45:00 | 106.284 | 0.03 | 16.02.2018 22:49:00 | 106.259 | \$ 75.0 |
| 1645 | Sell | 16.02.2018 23:31:00 | 106.318 | 0.01 | 16.02.2018 23:49:00 | 106.295 | \$ 23.0 |
| 1908 | Sell | 16.02.2018 23:31:00 | 106.318 | 0.01 | 16.02.2018 23:49:00 | 106.295 | \$ 23.0 |
| 1646 | Sell | 17.02.2018 04:07:00 | 106.355 | 0.01 | 17.02.2018 04:11:00 | 106.335 | \$ 20.0 |
| 1909 | Sell | 17.02.2018 04:07:00 | 106.355 | 0.01 | 17.02.2018 04:11:00 | 106.335 | \$ 20.0 |
| 2252 | Sell | 17.02.2018 04:00:00 | 106.241 | 0.03 | 17.02.2018 06:59:00 | 106.215 | \$ 78.0 |
| 1647 | Sell | 19.02.2018 09:06:00 | 106.324 | 0.01 | 19.02.2018 09:10:00 | 106.301 | \$ 23.0 |
| 1910 | Sell | 19.02.2018 09:06:00 | 106.324 | 0.01 | 19.02.2018 09:10:00 | 106.301 | \$ 23.0 |
| 2254 | Sell | 19.02.2018 09:06:00 | 106.317 | 0.03 | 19.02.2018 09:22:00 | 106.286 | \$ 93.0 |
| 2253 | Sell | 19.02.2018 09:05:00 | 106.308 | 0.05 | 19.02.2018 09:22:00 | 106.286 | \$ 110.0 |
| 1649 | Sell | 19.02.2018 16:18:00 | 106.595 | 0.01 | 19.02.2018 20:49:00 | 106.486 | \$ 109.0 |
| 1648 | Sell | 19.02.2018 14:37:00 | 106.422 | 0.01 | 19.02.2018 20:49:00 | 106.486 | \$ -64.0 |
| 1912 | Sell | 19.02.2018 16:18:00 | 106.595 | 0.01 | 19.02.2018 20:49:00 | 106.486 | \$ 109.0 |
| 1911 | Sell | 19.02.2018 14:37:00 | 106.422 | 0.01 | 19.02.2018 20:49:00 | 106.486 | \$ -64.0 |
| 1914 | Sell | 19.02.2018 22:53:00 | 106.668 | 0.01 | 20.02.2018 00:07:00 | 106.595 | \$ 63.17 |
| 1913 | Sell | 19.02.2018 22:28:00 | 106.594 | 0.02 | 20.02.2018 00:07:00 | 106.595 | \$ -21.66 |
| 1650 | Sell | 19.02.2018 22:28:00 | 106.594 | 0.01 | 20.02.2018 00:11:00 | 106.571 | \$ 13.17 |
| 2257 | Sell | 19.02.2018 22:58:00 | 106.709 | 0.03 | 20.02.2018 00:53:00 | 106.517 | \$ 546.51 |
| 2256 | Sell | 19.02.2018 15:22:00 | 106.561 | 0.03 | 20.02.2018 00:53:00 | 106.517 | \$ 102.51 |
| 2255 | Sell | 19.02.2018 13:37:00 | 106.365 | 0.03 | 20.02.2018 00:53:00 | 106.517 | \$ -485.49 |
| 1651 | Sell | 20.02.2018 09:00:00 | 106.723 | 0.01 | 20.02.2018 09:12:00 | 106.7 | \$ 23.0 |
| 1915 | Sell | 20.02.2018 09:00:00 | 106.723 | 0.01 | 20.02.2018 09:12:00 | 106.7 | \$ 23.0 |
| 2258 | Sell | 20.02.2018 08:51:00 | 106.69 | 0.03 | 20.02.2018 09:16:00 | 106.662 | \$ 84.0 |
| 1652 | Sell | 20.02.2018 12:36:00 | 106.793 | 0.01 | 20.02.2018 14:04:00 | 106.771 | \$ 22.0 |
| 1916 | Sell | 20.02.2018 12:36:00 | 106.793 | 0.01 | 20.02.2018 14:04:00 | 106.771 | \$ 22.0 |
| 2259 | Sell | 20.02.2018 12:36:00 | 106.793 | 0.03 | 20.02.2018 14:04:00 | 106.766 | \$ 81.0 |
| 1184 | Sell | 20.02.2018 17:16:00 | 107.135 | 0.02 | 20.02.2018 17:18:00 | 107.114 | \$ 42.0 |
| 1921 | Sell | 20.02.2018 22:54:00 | 107.255 | 0.01 | 20.02.2018 23:24:00 | 107.089 | \$ 166.0 |
| 1920 | Sell | 20.02.2018 22:53:00 | 107.205 | 0.02 | 20.02.2018 23:24:00 | 107.089 | \$ 232.0 |
| 1919 | Sell | 20.02.2018 18:17:00 | 107.155 | 0.01 | 20.02.2018 23:24:00 | 107.089 | \$ 66.0 |
| 1918 | Sell | 20.02.2018 16:37:00 | 106.984 | 0.01 | 20.02.2018 23:24:00 | 107.089 | \$ -105.0 |
| 1917 | Sell | 20.02.2018 14:57:00 | 106.856 | 0.01 | 20.02.2018 23:24:00 | 107.089 | \$ -233.0 |
| 1186 | Sell | 21.02.2018 11:59:00 | 107.829 | 0.02 | 21.02.2018 13:05:00 | 107.788 | \$ 82.0 |
| 1185 | Sell | 21.02.2018 11:44:00 | 107.788 | 0.02 | 21.02.2018 13:05:00 | 107.788 | \$ 0.0 |
| 1929 | Sell | 21.02.2018 16:32:00 | 107.823 | 0.02 | 21.02.2018 17:48:00 | 107.523 | \$ 600.0 |
| 1928 | Sell | 21.02.2018 14:01:00 | 107.826 | 0.01 | 21.02.2018 17:48:00 | 107.523 | \$ 303.0 |
| 1927 | Sell | 21.02.2018 14:00:00 | 107.806 | 0.02 | 21.02.2018 17:48:00 | 107.523 | \$ 566.0 |
| 1926 | Sell | 21.02.2018 11:31:00 | 107.662 | 0.01 | 21.02.2018 17:48:00 | 107.523 | \$ 139.0 |
| 1925 | Sell | 21.02.2018 09:34:00 | 107.43 | 0.01 | 21.02.2018 17:48:00 | 107.523 | \$ -93.0 |
| 1924 | Sell | 21.02.2018 06:56:00 | 107.337 | 0.02 | 21.02.2018 17:48:00 | 107.523 | \$ -372.0 |
| 1923 | Sell | 21.02.2018 03:44:00 | 107.309 | 0.01 | 21.02.2018 17:48:00 | 107.523 | \$ -214.0 |
| 1922 | Sell | 21.02.2018 01:14:00 | 107.192 | 0.02 | 21.02.2018 17:48:00 | 107.523 | \$ -662.0 |
| 2271 | Sell | 21.02.2018 16:32:00 | 107.823 | 0.05 | 21.02.2018 19:58:00 | 107.387 | \$ 2180.0 |
| 2270 | Sell | 21.02.2018 14:01:00 | 107.826 | 0.03 | 21.02.2018 19:58:00 | 107.387 | \$ 1317.0 |
| 2269 | Sell | 21.02.2018 14:00:00 | 107.806 | 0.05 | 21.02.2018 19:58:00 | 107.387 | \$ 2095.0 |
| 2268 | Sell | 21.02.2018 11:31:00 | 107.662 | 0.03 | 21.02.2018 19:58:00 | 107.387 | \$ 825.0 |
| 2267 | Sell | 21.02.2018 09:34:00 | 107.43 | 0.03 | 21.02.2018 19:58:00 | 107.387 | \$ 129.0 |
| 2266 | Sell | 21.02.2018 06:56:00 | 107.337 | 0.05 | 21.02.2018 19:58:00 | 107.387 | \$ -250.0 |
| 2265 | Sell | 21.02.2018 03:44:00 | 107.309 | 0.03 | 21.02.2018 19:58:00 | 107.387 | \$ -234.0 |
| 2264 | Sell | 20.02.2018 22:54:00 | 107.255 | 0.03 | 21.02.2018 19:58:00 | 107.387 | \$ -425.49 |
| 2263 | Sell | 20.02.2018 22:53:00 | 107.205 | 0.05 | 21.02.2018 19:58:00 | 107.387 | \$ -959.15 |
| 2262 | Sell | 20.02.2018 18:17:00 | 107.155 | 0.03 | 21.02.2018 19:58:00 | 107.387 | \$ -725.49 |
| 2261 | Sell | 20.02.2018 16:37:00 | 106.984 | 0.03 | 21.02.2018 19:58:00 | 107.387 | \$ -1238.49 |
| 2260 | Sell | 20.02.2018 14:57:00 | 106.856 | 0.03 | 21.02.2018 19:58:00 | 107.387 | \$ -1622.49 |

| | | | | | | | |
|------|------|---------------------|---------|------|---------------------|---------|------------|
| 2272 | Buy | 21.02.2018 20:00:00 | 107.409 | 0.01 | 21.02.2018 20:11:00 | 107.436 | \$ 27.0 |
| 2273 | Buy | 21.02.2018 23:01:00 | 107.459 | 0.01 | 21.02.2018 23:40:00 | 107.485 | \$ 26.0 |
| 2274 | Sell | 22.02.2018 00:47:00 | 107.653 | 0.03 | 22.02.2018 00:59:00 | 107.627 | \$ 78.0 |
| 2275 | Sell | 22.02.2018 03:40:00 | 107.701 | 0.03 | 22.02.2018 04:00:00 | 107.675 | \$ 78.0 |
| 1663 | Sell | 21.02.2018 16:32:00 | 107.823 | 0.01 | 22.02.2018 04:11:00 | 107.321 | \$ 472.51 |
| 1662 | Sell | 21.02.2018 14:00:00 | 107.806 | 0.01 | 22.02.2018 04:11:00 | 107.321 | \$ 455.51 |
| 1661 | Sell | 21.02.2018 11:31:00 | 107.662 | 0.01 | 22.02.2018 04:11:00 | 107.321 | \$ 311.51 |
| 1660 | Sell | 21.02.2018 09:34:00 | 107.43 | 0.01 | 22.02.2018 04:11:00 | 107.321 | \$ 79.51 |
| 1659 | Sell | 21.02.2018 06:56:00 | 107.337 | 0.01 | 22.02.2018 04:11:00 | 107.321 | \$ -13.49 |
| 1658 | Sell | 21.02.2018 03:44:00 | 107.309 | 0.01 | 22.02.2018 04:11:00 | 107.321 | \$ -41.49 |
| 1657 | Sell | 21.02.2018 01:14:00 | 107.192 | 0.01 | 22.02.2018 04:11:00 | 107.321 | \$ -158.49 |
| 1656 | Sell | 20.02.2018 22:53:00 | 107.205 | 0.01 | 22.02.2018 04:11:00 | 107.321 | \$ -155.32 |
| 1655 | Sell | 20.02.2018 18:17:00 | 107.155 | 0.01 | 22.02.2018 04:11:00 | 107.321 | \$ -205.32 |
| 1654 | Sell | 20.02.2018 16:37:00 | 106.984 | 0.01 | 22.02.2018 04:11:00 | 107.321 | \$ -376.32 |
| 1653 | Sell | 20.02.2018 14:57:00 | 106.856 | 0.01 | 22.02.2018 04:11:00 | 107.321 | \$ -504.32 |
| 1664 | Sell | 22.02.2018 04:56:00 | 107.767 | 0.01 | 22.02.2018 04:57:00 | 107.746 | \$ 21.0 |
| 1930 | Sell | 22.02.2018 04:56:00 | 107.767 | 0.01 | 22.02.2018 04:57:00 | 107.746 | \$ 21.0 |
| 1665 | Sell | 22.02.2018 06:53:00 | 107.763 | 0.01 | 22.02.2018 07:05:00 | 107.743 | \$ 20.0 |
| 1931 | Sell | 22.02.2018 06:53:00 | 107.763 | 0.01 | 22.02.2018 07:05:00 | 107.743 | \$ 20.0 |
| 2276 | Sell | 22.02.2018 06:48:00 | 107.748 | 0.03 | 22.02.2018 07:25:00 | 107.721 | \$ 81.0 |
| 2277 | Sell | 22.02.2018 09:15:00 | 107.694 | 0.05 | 22.02.2018 09:37:00 | 107.669 | \$ 125.0 |
| 2278 | Buy | 22.02.2018 10:00:00 | 107.464 | 0.01 | 22.02.2018 10:04:00 | 107.491 | \$ 27.0 |
| 1666 | Buy | 22.02.2018 10:28:00 | 107.329 | 0.01 | 22.02.2018 11:34:00 | 107.351 | \$ 22.0 |
| 1932 | Buy | 22.02.2018 10:28:00 | 107.329 | 0.01 | 22.02.2018 11:34:00 | 107.351 | \$ 22.0 |
| 1667 | Buy | 22.02.2018 13:10:00 | 107.302 | 0.01 | 22.02.2018 13:15:00 | 107.323 | \$ 21.0 |
| 1933 | Buy | 22.02.2018 13:10:00 | 107.302 | 0.01 | 22.02.2018 13:15:00 | 107.323 | \$ 21.0 |
| 2279 | Buy | 22.02.2018 13:10:00 | 107.302 | 0.01 | 22.02.2018 13:19:00 | 107.328 | \$ 26.0 |
| 1668 | Buy | 22.02.2018 15:15:00 | 107.354 | 0.01 | 22.02.2018 15:19:00 | 107.375 | \$ 21.0 |
| 1934 | Buy | 22.02.2018 15:15:00 | 107.354 | 0.02 | 22.02.2018 15:19:00 | 107.375 | \$ 42.0 |
| 1669 | Buy | 22.02.2018 17:32:00 | 107.284 | 0.01 | 22.02.2018 17:33:00 | 107.305 | \$ 21.0 |
| 1935 | Buy | 22.02.2018 17:32:00 | 107.284 | 0.01 | 22.02.2018 17:33:00 | 107.305 | \$ 21.0 |
| 2280 | Buy | 22.02.2018 18:00:00 | 107.298 | 0.01 | 22.02.2018 18:24:00 | 107.324 | \$ 26.0 |
| 1670 | Buy | 22.02.2018 20:58:00 | 107.288 | 0.01 | 22.02.2018 21:11:00 | 107.311 | \$ 23.0 |
| 1936 | Buy | 22.02.2018 20:58:00 | 107.288 | 0.01 | 22.02.2018 21:11:00 | 107.311 | \$ 23.0 |
| 2281 | Buy | 22.02.2018 20:58:00 | 107.288 | 0.01 | 22.02.2018 21:11:00 | 107.314 | \$ 26.0 |
| 1187 | Buy | 23.02.2018 00:25:00 | 106.673 | 0.02 | 23.02.2018 00:27:00 | 106.695 | \$ 44.0 |
| 1672 | Buy | 23.02.2018 00:22:00 | 106.737 | 0.01 | 23.02.2018 00:57:00 | 106.876 | \$ 139.0 |
| 1671 | Buy | 22.02.2018 22:42:00 | 106.975 | 0.01 | 23.02.2018 00:57:00 | 106.876 | \$ -95.03 |
| 1938 | Buy | 23.02.2018 00:22:00 | 106.737 | 0.01 | 23.02.2018 00:57:00 | 106.876 | \$ 139.0 |
| 1937 | Buy | 22.02.2018 22:42:00 | 106.975 | 0.01 | 23.02.2018 00:57:00 | 106.876 | \$ -95.03 |
| 2283 | Buy | 23.02.2018 00:22:00 | 106.737 | 0.01 | 23.02.2018 00:57:00 | 106.881 | \$ 144.0 |
| 2282 | Buy | 22.02.2018 22:42:00 | 106.975 | 0.01 | 23.02.2018 00:57:00 | 106.881 | \$ -90.03 |
| 1943 | Buy | 23.02.2018 08:05:00 | 106.708 | 0.02 | 23.02.2018 08:47:00 | 106.8 | \$ 184.0 |
| 1942 | Buy | 23.02.2018 04:59:00 | 106.648 | 0.01 | 23.02.2018 08:47:00 | 106.8 | \$ 152.0 |
| 1941 | Buy | 23.02.2018 04:10:00 | 106.778 | 0.02 | 23.02.2018 08:47:00 | 106.8 | \$ 44.0 |
| 1940 | Buy | 23.02.2018 03:12:00 | 106.784 | 0.01 | 23.02.2018 08:47:00 | 106.8 | \$ 16.0 |
| 1939 | Buy | 23.02.2018 02:29:00 | 106.907 | 0.02 | 23.02.2018 08:47:00 | 106.8 | \$ -214.0 |
| 2288 | Buy | 23.02.2018 08:05:00 | 106.708 | 0.03 | 23.02.2018 08:47:00 | 106.808 | \$ 300.0 |
| 2287 | Buy | 23.02.2018 04:59:00 | 106.648 | 0.01 | 23.02.2018 08:47:00 | 106.808 | \$ 160.0 |
| 2286 | Buy | 23.02.2018 04:10:00 | 106.778 | 0.03 | 23.02.2018 08:47:00 | 106.808 | \$ 90.0 |
| 2285 | Buy | 23.02.2018 03:12:00 | 106.784 | 0.01 | 23.02.2018 08:47:00 | 106.808 | \$ 24.0 |
| 2284 | Buy | 23.02.2018 02:29:00 | 106.907 | 0.03 | 23.02.2018 08:47:00 | 106.808 | \$ -297.0 |
| 1675 | Buy | 23.02.2018 08:05:00 | 106.708 | 0.01 | 23.02.2018 08:58:00 | 106.82 | \$ 112.0 |
| 1674 | Buy | 23.02.2018 04:10:00 | 106.777 | 0.01 | 23.02.2018 08:58:00 | 106.82 | \$ 43.0 |
| 1673 | Buy | 23.02.2018 02:29:00 | 106.907 | 0.01 | 23.02.2018 08:58:00 | 106.82 | \$ -87.0 |
| 1676 | Buy | 23.02.2018 10:35:00 | 106.838 | 0.01 | 23.02.2018 10:40:00 | 106.86 | \$ 22.0 |
| 1944 | Buy | 23.02.2018 10:35:00 | 106.838 | 0.02 | 23.02.2018 10:40:00 | 106.86 | \$ 44.0 |
| 2289 | Sell | 23.02.2018 15:39:00 | 107.048 | 0.03 | 23.02.2018 17:00:00 | 107.023 | \$ 75.0 |
| 2290 | Buy | 23.02.2018 19:20:00 | 106.85 | 0.01 | 23.02.2018 19:52:00 | 106.875 | \$ 25.0 |
| 2291 | Buy | 23.02.2018 21:07:00 | 106.788 | 0.01 | 23.02.2018 22:30:00 | 106.813 | \$ 25.0 |

| | | | | | | | |
|------|------|---------------------|---------|------|---------------------|---------|------------|
| 1678 | Buy | 24.02.2018 02:04:00 | 106.612 | 0.01 | 24.02.2018 04:49:00 | 106.686 | \$ 74.0 |
| 1677 | Buy | 24.02.2018 00:05:00 | 106.72 | 0.01 | 24.02.2018 04:49:00 | 106.686 | \$ -34.0 |
| 1946 | Buy | 24.02.2018 02:04:00 | 106.612 | 0.01 | 24.02.2018 04:49:00 | 106.686 | \$ 74.0 |
| 1945 | Buy | 24.02.2018 00:05:00 | 106.72 | 0.01 | 24.02.2018 04:49:00 | 106.686 | \$ -34.0 |
| 2293 | Buy | 24.02.2018 02:04:00 | 106.612 | 0.01 | 24.02.2018 04:50:00 | 106.711 | \$ 99.0 |
| 2292 | Buy | 24.02.2018 00:05:00 | 106.753 | 0.01 | 24.02.2018 04:50:00 | 106.711 | \$ -42.0 |
| 2294 | Sell | 24.02.2018 06:02:00 | 106.933 | 0.03 | 24.02.2018 06:02:00 | 106.906 | \$ 81.0 |
| 1679 | Sell | 26.02.2018 07:00:00 | 107.189 | 0.01 | 26.02.2018 07:00:00 | 107.168 | \$ 21.0 |
| 1947 | Sell | 26.02.2018 07:00:00 | 107.189 | 0.01 | 26.02.2018 07:00:00 | 107.168 | \$ 21.0 |
| 2295 | Sell | 26.02.2018 07:42:00 | 107.094 | 0.03 | 26.02.2018 08:00:00 | 107.067 | \$ 81.0 |
| 1680 | Sell | 26.02.2018 08:40:00 | 107.082 | 0.01 | 26.02.2018 08:46:00 | 107.061 | \$ 21.0 |
| 1948 | Sell | 26.02.2018 08:40:00 | 107.082 | 0.01 | 26.02.2018 08:46:00 | 107.061 | \$ 21.0 |
| 2296 | Buy | 26.02.2018 11:07:00 | 106.589 | 0.01 | 26.02.2018 11:16:00 | 106.614 | \$ 25.0 |
| 1682 | Buy | 26.02.2018 16:25:00 | 106.496 | 0.01 | 26.02.2018 17:00:00 | 106.569 | \$ 73.0 |
| 1681 | Buy | 26.02.2018 14:45:00 | 106.6 | 0.01 | 26.02.2018 17:00:00 | 106.569 | \$ -31.0 |
| 1950 | Buy | 26.02.2018 16:25:00 | 106.496 | 0.01 | 26.02.2018 17:00:00 | 106.569 | \$ 73.0 |
| 1949 | Buy | 26.02.2018 14:45:00 | 106.6 | 0.01 | 26.02.2018 17:00:00 | 106.569 | \$ -31.0 |
| 2298 | Buy | 26.02.2018 16:25:00 | 106.496 | 0.01 | 26.02.2018 17:00:00 | 106.575 | \$ 79.0 |
| 2297 | Buy | 26.02.2018 14:45:00 | 106.6 | 0.01 | 26.02.2018 17:00:00 | 106.575 | \$ -25.0 |
| 1683 | Buy | 26.02.2018 18:49:00 | 106.573 | 0.01 | 26.02.2018 18:57:00 | 106.594 | \$ 21.0 |
| 1951 | Buy | 26.02.2018 18:49:00 | 106.573 | 0.02 | 26.02.2018 18:57:00 | 106.594 | \$ 42.0 |
| 2299 | Sell | 26.02.2018 21:01:00 | 106.798 | 0.03 | 26.02.2018 21:17:00 | 106.773 | \$ 75.0 |
| 1684 | Sell | 26.02.2018 23:28:00 | 106.925 | 0.01 | 27.02.2018 00:00:00 | 106.902 | \$ 13.17 |
| 1952 | Sell | 26.02.2018 23:28:00 | 106.925 | 0.01 | 27.02.2018 00:00:00 | 106.902 | \$ 13.17 |
| 2300 | Sell | 26.02.2018 22:51:00 | 106.858 | 0.03 | 27.02.2018 00:15:00 | 106.832 | \$ 48.51 |
| 2301 | Sell | 27.02.2018 00:49:00 | 106.987 | 0.03 | 27.02.2018 00:51:00 | 106.961 | \$ 78.0 |
| 1685 | Sell | 27.02.2018 01:58:00 | 106.969 | 0.01 | 27.02.2018 04:48:00 | 106.947 | \$ 22.0 |
| 1953 | Sell | 27.02.2018 01:58:00 | 106.969 | 0.01 | 27.02.2018 04:48:00 | 106.947 | \$ 22.0 |
| 1686 | Sell | 27.02.2018 08:03:00 | 107.021 | 0.01 | 27.02.2018 09:04:00 | 106.999 | \$ 22.0 |
| 1954 | Sell | 27.02.2018 08:03:00 | 107.021 | 0.01 | 27.02.2018 09:04:00 | 106.999 | \$ 22.0 |
| 2302 | Sell | 27.02.2018 08:03:00 | 107.03 | 0.03 | 27.02.2018 09:04:00 | 107.002 | \$ 84.0 |
| 2304 | Sell | 27.02.2018 11:00:00 | 107.049 | 0.03 | 27.02.2018 11:14:00 | 106.998 | \$ 153.0 |
| 2303 | Sell | 27.02.2018 10:55:00 | 107.01 | 0.05 | 27.02.2018 11:14:00 | 106.998 | \$ 60.0 |
| 2305 | Sell | 27.02.2018 12:55:00 | 106.984 | 0.05 | 27.02.2018 13:03:00 | 106.956 | \$ 140.0 |
| 2306 | Buy | 27.02.2018 15:23:00 | 106.829 | 0.01 | 27.02.2018 15:35:00 | 106.855 | \$ 26.0 |
| 2307 | Sell | 27.02.2018 17:00:00 | 107.016 | 0.03 | 27.02.2018 17:19:00 | 106.991 | \$ 75.0 |
| 1687 | Sell | 27.02.2018 22:33:00 | 107.228 | 0.01 | 27.02.2018 22:33:00 | 107.205 | \$ 23.0 |
| 1955 | Sell | 27.02.2018 22:33:00 | 107.228 | 0.01 | 27.02.2018 22:33:00 | 107.205 | \$ 23.0 |
| 2308 | Sell | 27.02.2018 22:00:00 | 107.041 | 0.03 | 27.02.2018 22:38:00 | 107.014 | \$ 81.0 |
| 1189 | Sell | 28.02.2018 00:36:00 | 107.34 | 0.02 | 28.02.2018 00:39:00 | 107.316 | \$ 48.0 |
| 1188 | Sell | 28.02.2018 00:31:00 | 107.339 | 0.02 | 28.02.2018 00:39:00 | 107.316 | \$ 46.0 |
| 1195 | Sell | 28.02.2018 01:07:00 | 107.515 | 0.02 | 28.02.2018 01:08:00 | 107.494 | \$ 42.0 |
| 1194 | Sell | 28.02.2018 01:02:00 | 107.533 | 0.02 | 28.02.2018 01:08:00 | 107.494 | \$ 78.0 |
| 1193 | Sell | 28.02.2018 00:57:00 | 107.577 | 0.02 | 28.02.2018 01:08:00 | 107.494 | \$ 166.0 |
| 1192 | Sell | 28.02.2018 00:52:00 | 107.571 | 0.02 | 28.02.2018 01:08:00 | 107.494 | \$ 154.0 |
| 1191 | Sell | 28.02.2018 00:47:00 | 107.541 | 0.02 | 28.02.2018 01:08:00 | 107.494 | \$ 94.0 |
| 1190 | Sell | 28.02.2018 00:42:00 | 107.348 | 0.02 | 28.02.2018 01:08:00 | 107.494 | \$ -292.0 |
| 1689 | Sell | 28.02.2018 02:12:00 | 107.529 | 0.01 | 28.02.2018 02:25:00 | 107.368 | \$ 161.0 |
| 1688 | Sell | 28.02.2018 00:27:00 | 107.248 | 0.01 | 28.02.2018 02:25:00 | 107.368 | \$ -120.0 |
| 1957 | Sell | 28.02.2018 02:12:00 | 107.529 | 0.01 | 28.02.2018 02:25:00 | 107.368 | \$ 161.0 |
| 1956 | Sell | 28.02.2018 00:27:00 | 107.248 | 0.01 | 28.02.2018 02:25:00 | 107.368 | \$ -120.0 |
| 1690 | Sell | 28.02.2018 04:32:00 | 107.409 | 0.01 | 28.02.2018 04:40:00 | 107.389 | \$ 20.0 |
| 1958 | Sell | 28.02.2018 04:32:00 | 107.409 | 0.02 | 28.02.2018 04:40:00 | 107.389 | \$ 40.0 |
| 1691 | Sell | 28.02.2018 09:02:00 | 107.464 | 0.01 | 28.02.2018 09:34:00 | 107.443 | \$ 21.0 |
| 1959 | Sell | 28.02.2018 09:02:00 | 107.464 | 0.01 | 28.02.2018 09:34:00 | 107.443 | \$ 21.0 |
| 2311 | Sell | 28.02.2018 09:02:00 | 107.464 | 0.03 | 28.02.2018 09:54:00 | 107.337 | \$ 381.0 |
| 2310 | Sell | 28.02.2018 01:47:00 | 107.505 | 0.03 | 28.02.2018 09:54:00 | 107.337 | \$ 504.0 |
| 2309 | Sell | 27.02.2018 23:50:00 | 107.12 | 0.03 | 28.02.2018 09:54:00 | 107.337 | \$ -680.49 |
| 1692 | Buy | 28.02.2018 15:00:00 | 107.082 | 0.01 | 28.02.2018 15:29:00 | 107.103 | \$ 21.0 |
| 1960 | Buy | 28.02.2018 15:00:00 | 107.082 | 0.01 | 28.02.2018 15:29:00 | 107.103 | \$ 21.0 |

| | | | | | | | |
|------|------|---------------------|---------|------|---------------------|---------|------------|
| 1693 | Buy | 28.02.2018 16:40:00 | 107.024 | 0.01 | 28.02.2018 16:45:00 | 107.046 | \$ 22.0 |
| 1961 | Buy | 28.02.2018 16:40:00 | 107.024 | 0.01 | 28.02.2018 16:45:00 | 107.046 | \$ 22.0 |
| 2313 | Buy | 28.02.2018 16:40:00 | 107.024 | 0.01 | 28.02.2018 17:03:00 | 107.112 | \$ 88.0 |
| 2312 | Buy | 28.02.2018 14:34:00 | 107.144 | 0.01 | 28.02.2018 17:03:00 | 107.112 | \$ -32.0 |
| 1694 | Buy | 28.02.2018 19:34:00 | 107.06 | 0.01 | 28.02.2018 19:57:00 | 107.081 | \$ 21.0 |
| 1962 | Buy | 28.02.2018 19:34:00 | 107.06 | 0.01 | 28.02.2018 19:57:00 | 107.081 | \$ 21.0 |
| 2315 | Buy | 28.02.2018 19:34:00 | 107.06 | 0.01 | 28.02.2018 20:03:00 | 107.128 | \$ 68.0 |
| 2314 | Buy | 28.02.2018 18:27:00 | 107.116 | 0.03 | 28.02.2018 20:03:00 | 107.128 | \$ 36.0 |
| 1695 | Buy | 28.02.2018 21:39:00 | 106.996 | 0.01 | 28.02.2018 22:04:00 | 107.017 | \$ 21.0 |
| 1963 | Buy | 28.02.2018 21:39:00 | 106.996 | 0.01 | 28.02.2018 22:04:00 | 107.017 | \$ 21.0 |
| 2317 | Buy | 28.02.2018 21:14:00 | 107.061 | 0.01 | 28.02.2018 22:35:00 | 107.098 | \$ 37.0 |
| 2316 | Buy | 28.02.2018 21:13:00 | 107.076 | 0.03 | 28.02.2018 22:35:00 | 107.098 | \$ 66.0 |
| 2318 | Buy | 28.02.2018 23:05:00 | 107.0 | 0.01 | 28.02.2018 23:13:00 | 107.026 | \$ 26.0 |
| 1696 | Buy | 28.02.2018 23:33:00 | 106.996 | 0.01 | 28.02.2018 23:37:00 | 107.018 | \$ 22.0 |
| 1964 | Buy | 28.02.2018 23:33:00 | 106.996 | 0.01 | 28.02.2018 23:37:00 | 107.018 | \$ 22.0 |
| 1697 | Buy | 01.03.2018 01:13:00 | 106.659 | 0.01 | 01.03.2018 01:15:00 | 106.68 | \$ 21.0 |
| 1965 | Buy | 01.03.2018 01:13:00 | 106.659 | 0.01 | 01.03.2018 01:15:00 | 106.68 | \$ 21.0 |
| 1698 | Buy | 01.03.2018 04:43:00 | 106.707 | 0.01 | 01.03.2018 05:01:00 | 106.727 | \$ 20.0 |
| 1966 | Buy | 01.03.2018 04:43:00 | 106.707 | 0.02 | 01.03.2018 05:01:00 | 106.727 | \$ 40.0 |
| 1967 | Buy | 01.03.2018 05:07:00 | 106.657 | 0.01 | 01.03.2018 05:10:00 | 106.677 | \$ 20.0 |
| 1699 | Buy | 01.03.2018 07:00:00 | 106.667 | 0.01 | 01.03.2018 07:03:00 | 106.689 | \$ 22.0 |
| 1968 | Buy | 01.03.2018 07:00:00 | 106.667 | 0.02 | 01.03.2018 07:03:00 | 106.689 | \$ 44.0 |
| 1700 | Buy | 01.03.2018 09:08:00 | 106.597 | 0.01 | 01.03.2018 09:11:00 | 106.619 | \$ 22.0 |
| 1969 | Buy | 01.03.2018 09:08:00 | 106.597 | 0.02 | 01.03.2018 09:11:00 | 106.619 | \$ 44.0 |
| 2324 | Buy | 01.03.2018 09:08:00 | 106.597 | 0.03 | 01.03.2018 11:45:00 | 106.769 | \$ 516.0 |
| 2323 | Buy | 01.03.2018 07:00:00 | 106.667 | 0.03 | 01.03.2018 11:45:00 | 106.769 | \$ 306.0 |
| 2322 | Buy | 01.03.2018 05:07:00 | 106.657 | 0.01 | 01.03.2018 11:45:00 | 106.769 | \$ 112.0 |
| 2321 | Buy | 01.03.2018 04:43:00 | 106.707 | 0.03 | 01.03.2018 11:45:00 | 106.769 | \$ 186.0 |
| 2320 | Buy | 01.03.2018 00:45:00 | 106.87 | 0.01 | 01.03.2018 11:45:00 | 106.769 | \$ -101.0 |
| 2319 | Buy | 01.03.2018 00:34:00 | 106.991 | 0.03 | 01.03.2018 11:45:00 | 106.769 | \$ -666.0 |
| 2325 | Sell | 01.03.2018 17:03:00 | 106.873 | 0.03 | 01.03.2018 17:11:00 | 106.848 | \$ 75.0 |
| 2326 | Buy | 01.03.2018 18:09:00 | 106.71 | 0.01 | 01.03.2018 18:12:00 | 106.736 | \$ 26.0 |
| 2327 | Buy | 01.03.2018 20:51:00 | 106.679 | 0.01 | 01.03.2018 21:04:00 | 106.705 | \$ 26.0 |
| 2328 | Sell | 01.03.2018 22:52:00 | 106.967 | 0.03 | 01.03.2018 22:57:00 | 106.941 | \$ 78.0 |
| 1701 | Sell | 02.03.2018 00:06:00 | 107.046 | 0.01 | 02.03.2018 00:07:00 | 107.024 | \$ 22.0 |
| 1970 | Sell | 02.03.2018 00:06:00 | 107.046 | 0.01 | 02.03.2018 00:07:00 | 107.024 | \$ 22.0 |
| 2329 | Sell | 02.03.2018 00:35:00 | 107.175 | 0.03 | 02.03.2018 00:38:00 | 107.149 | \$ 78.0 |
| 2330 | Buy | 02.03.2018 03:46:00 | 106.625 | 0.01 | 02.03.2018 03:50:00 | 106.65 | \$ 25.0 |
| 2331 | Buy | 02.03.2018 05:31:00 | 106.262 | 0.01 | 02.03.2018 06:16:00 | 106.287 | \$ 25.0 |
| 2332 | Buy | 02.03.2018 07:46:00 | 106.176 | 0.01 | 02.03.2018 09:01:00 | 106.202 | \$ 26.0 |
| 1196 | Buy | 02.03.2018 15:01:00 | 105.797 | 0.02 | 02.03.2018 15:04:00 | 105.818 | \$ 42.0 |
| 1197 | Buy | 02.03.2018 15:06:00 | 105.797 | 0.02 | 02.03.2018 15:08:00 | 105.818 | \$ 42.0 |
| 1198 | Buy | 02.03.2018 15:11:00 | 105.795 | 0.02 | 02.03.2018 15:16:00 | 105.816 | \$ 42.0 |
| 1200 | Buy | 02.03.2018 15:31:00 | 105.796 | 0.02 | 02.03.2018 15:36:00 | 105.819 | \$ 46.0 |
| 1199 | Buy | 02.03.2018 15:26:00 | 105.797 | 0.02 | 02.03.2018 15:36:00 | 105.819 | \$ 44.0 |
| 1208 | Buy | 02.03.2018 20:40:00 | 105.331 | 0.02 | 02.03.2018 20:48:00 | 105.389 | \$ 116.0 |
| 1207 | Buy | 02.03.2018 20:35:00 | 105.32 | 0.02 | 02.03.2018 20:48:00 | 105.389 | \$ 138.0 |
| 1206 | Buy | 02.03.2018 20:30:00 | 105.345 | 0.02 | 02.03.2018 20:48:00 | 105.389 | \$ 88.0 |
| 1205 | Buy | 02.03.2018 20:25:00 | 105.372 | 0.02 | 02.03.2018 20:48:00 | 105.389 | \$ 34.0 |
| 1204 | Buy | 02.03.2018 20:20:00 | 105.372 | 0.02 | 02.03.2018 20:48:00 | 105.389 | \$ 34.0 |
| 1203 | Buy | 02.03.2018 20:15:00 | 105.317 | 0.02 | 02.03.2018 20:48:00 | 105.389 | \$ 144.0 |
| 1202 | Buy | 02.03.2018 20:10:00 | 105.393 | 0.02 | 02.03.2018 20:48:00 | 105.389 | \$ -8.0 |
| 1201 | Buy | 02.03.2018 20:05:00 | 105.496 | 0.02 | 02.03.2018 20:48:00 | 105.389 | \$ -214.0 |
| 2346 | Sell | 05.03.2018 20:57:00 | 105.658 | 0.03 | 05.03.2018 21:15:00 | 105.633 | \$ 75.0 |
| 2345 | Buy | 05.03.2018 16:25:00 | 105.423 | 0.01 | 05.03.2018 23:31:00 | 105.78 | \$ 357.0 |
| 2344 | Buy | 05.03.2018 12:01:00 | 105.461 | 0.01 | 05.03.2018 23:31:00 | 105.78 | \$ 319.0 |
| 2343 | Buy | 05.03.2018 09:45:00 | 105.535 | 0.01 | 05.03.2018 23:31:00 | 105.78 | \$ 245.0 |
| 2342 | Buy | 02.03.2018 23:59:00 | 105.362 | 0.03 | 05.03.2018 23:31:00 | 105.78 | \$ 1265.91 |
| 2341 | Buy | 02.03.2018 20:09:00 | 105.435 | 0.01 | 05.03.2018 23:31:00 | 105.78 | \$ 348.97 |
| 2340 | Buy | 02.03.2018 19:33:00 | 105.645 | 0.03 | 05.03.2018 23:31:00 | 105.78 | \$ 416.91 |

| | | | | | | | |
|------|------|---------------------|---------|------|---------------------|---------|-------------|
| 2339 | Buy | 02.03.2018 18:29:00 | 105.695 | 0.01 | 05.03.2018 23:31:00 | 105.78 | \$ 88.97 |
| 2338 | Buy | 02.03.2018 17:02:00 | 105.796 | 0.03 | 05.03.2018 23:31:00 | 105.78 | \$ -36.09 |
| 2337 | Buy | 02.03.2018 16:35:00 | 105.854 | 0.01 | 05.03.2018 23:31:00 | 105.78 | \$ -70.03 |
| 2336 | Buy | 02.03.2018 14:54:00 | 105.873 | 0.01 | 05.03.2018 23:31:00 | 105.78 | \$ -89.03 |
| 2335 | Buy | 02.03.2018 14:47:00 | 106.016 | 0.03 | 05.03.2018 23:31:00 | 105.78 | \$ -696.09 |
| 2334 | Buy | 02.03.2018 11:00:00 | 106.031 | 0.01 | 05.03.2018 23:31:00 | 105.78 | \$ -247.03 |
| 2333 | Buy | 02.03.2018 10:25:00 | 106.18 | 0.03 | 05.03.2018 23:31:00 | 105.78 | \$ -1188.09 |
| 1986 | Buy | 05.03.2018 12:01:00 | 105.461 | 0.01 | 05.03.2018 23:33:00 | 105.829 | \$ 368.0 |
| 1985 | Buy | 05.03.2018 10:15:00 | 105.454 | 0.01 | 05.03.2018 23:33:00 | 105.829 | \$ 375.0 |
| 1984 | Buy | 03.03.2018 03:06:00 | 105.541 | 0.02 | 05.03.2018 23:33:00 | 105.829 | \$ 583.94 |
| 1983 | Buy | 02.03.2018 23:59:00 | 105.362 | 0.02 | 05.03.2018 23:33:00 | 105.829 | \$ 941.94 |
| 1982 | Buy | 02.03.2018 20:09:00 | 105.435 | 0.01 | 05.03.2018 23:33:00 | 105.829 | \$ 397.97 |
| 1981 | Buy | 02.03.2018 19:33:00 | 105.645 | 0.02 | 05.03.2018 23:33:00 | 105.829 | \$ 375.94 |
| 1980 | Buy | 02.03.2018 18:29:00 | 105.695 | 0.01 | 05.03.2018 23:33:00 | 105.829 | \$ 137.97 |
| 1979 | Buy | 02.03.2018 17:02:00 | 105.796 | 0.02 | 05.03.2018 23:33:00 | 105.829 | \$ 73.94 |
| 1978 | Buy | 02.03.2018 16:35:00 | 105.854 | 0.01 | 05.03.2018 23:33:00 | 105.829 | \$ -21.03 |
| 1977 | Buy | 02.03.2018 14:54:00 | 105.873 | 0.01 | 05.03.2018 23:33:00 | 105.829 | \$ -40.03 |
| 1976 | Buy | 02.03.2018 14:47:00 | 106.016 | 0.02 | 05.03.2018 23:33:00 | 105.829 | \$ -366.06 |
| 1975 | Buy | 02.03.2018 11:00:00 | 106.031 | 0.01 | 05.03.2018 23:33:00 | 105.829 | \$ -198.03 |
| 1974 | Buy | 02.03.2018 10:25:00 | 106.18 | 0.02 | 05.03.2018 23:33:00 | 105.829 | \$ -694.06 |
| 1973 | Buy | 02.03.2018 07:46:00 | 106.176 | 0.01 | 05.03.2018 23:33:00 | 105.829 | \$ -343.03 |
| 1972 | Buy | 02.03.2018 05:40:00 | 106.195 | 0.01 | 05.03.2018 23:33:00 | 105.829 | \$ -362.03 |
| 1971 | Buy | 02.03.2018 04:00:00 | 106.509 | 0.01 | 05.03.2018 23:33:00 | 105.829 | \$ -676.03 |
| 1713 | Buy | 05.03.2018 12:01:00 | 105.461 | 0.01 | 05.03.2018 23:34:00 | 105.844 | \$ 383.0 |
| 1712 | Buy | 05.03.2018 10:15:00 | 105.454 | 0.01 | 05.03.2018 23:34:00 | 105.844 | \$ 390.0 |
| 1711 | Buy | 03.03.2018 03:06:00 | 105.541 | 0.01 | 05.03.2018 23:34:00 | 105.844 | \$ 306.97 |
| 1710 | Buy | 02.03.2018 23:59:00 | 105.362 | 0.01 | 05.03.2018 23:34:00 | 105.844 | \$ 485.97 |
| 1709 | Buy | 02.03.2018 20:09:00 | 105.435 | 0.01 | 05.03.2018 23:34:00 | 105.844 | \$ 412.97 |
| 1708 | Buy | 02.03.2018 18:29:00 | 105.695 | 0.01 | 05.03.2018 23:34:00 | 105.844 | \$ 152.97 |
| 1707 | Buy | 02.03.2018 16:35:00 | 105.855 | 0.01 | 05.03.2018 23:34:00 | 105.844 | \$ -7.03 |
| 1706 | Buy | 02.03.2018 14:47:00 | 106.016 | 0.01 | 05.03.2018 23:34:00 | 105.844 | \$ -168.03 |
| 1705 | Buy | 02.03.2018 10:25:00 | 106.18 | 0.01 | 05.03.2018 23:34:00 | 105.844 | \$ -332.03 |
| 1704 | Buy | 02.03.2018 07:46:00 | 106.176 | 0.01 | 05.03.2018 23:34:00 | 105.844 | \$ -328.03 |
| 1703 | Buy | 02.03.2018 05:40:00 | 106.195 | 0.01 | 05.03.2018 23:34:00 | 105.844 | \$ -347.03 |
| 1702 | Buy | 02.03.2018 04:00:00 | 106.509 | 0.01 | 05.03.2018 23:34:00 | 105.844 | \$ -661.03 |
| 1714 | Sell | 05.03.2018 23:33:00 | 105.811 | 0.01 | 05.03.2018 23:59:00 | 105.791 | \$ 20.0 |
| 1987 | Sell | 05.03.2018 23:33:00 | 105.811 | 0.01 | 05.03.2018 23:59:00 | 105.791 | \$ 20.0 |
| 1209 | Sell | 06.03.2018 03:08:00 | 106.211 | 0.02 | 06.03.2018 03:32:00 | 106.189 | \$ 44.0 |
| 1994 | Sell | 06.03.2018 11:11:00 | 106.416 | 0.01 | 06.03.2018 14:26:00 | 106.224 | \$ 192.0 |
| 1993 | Sell | 06.03.2018 10:43:00 | 106.362 | 0.02 | 06.03.2018 14:26:00 | 106.224 | \$ 276.0 |
| 1992 | Sell | 06.03.2018 09:15:00 | 106.353 | 0.01 | 06.03.2018 14:26:00 | 106.224 | \$ 129.0 |
| 1991 | Sell | 06.03.2018 08:24:00 | 106.244 | 0.02 | 06.03.2018 14:26:00 | 106.224 | \$ 40.0 |
| 1990 | Sell | 06.03.2018 04:33:00 | 106.209 | 0.01 | 06.03.2018 14:26:00 | 106.224 | \$ -15.0 |
| 1989 | Sell | 06.03.2018 02:53:00 | 106.12 | 0.01 | 06.03.2018 14:26:00 | 106.224 | \$ -104.0 |
| 1988 | Sell | 06.03.2018 01:13:00 | 105.892 | 0.01 | 06.03.2018 14:26:00 | 106.224 | \$ -332.0 |
| 1995 | Sell | 06.03.2018 16:04:00 | 106.281 | 0.02 | 06.03.2018 16:14:00 | 106.261 | \$ 40.0 |
| 1720 | Sell | 06.03.2018 16:04:00 | 106.281 | 0.01 | 06.03.2018 16:22:00 | 106.165 | \$ 116.0 |
| 1719 | Sell | 06.03.2018 10:43:00 | 106.371 | 0.01 | 06.03.2018 16:22:00 | 106.165 | \$ 206.0 |
| 1718 | Sell | 06.03.2018 08:24:00 | 106.244 | 0.01 | 06.03.2018 16:22:00 | 106.165 | \$ 79.0 |
| 1717 | Sell | 06.03.2018 04:33:00 | 106.209 | 0.01 | 06.03.2018 16:22:00 | 106.165 | \$ 44.0 |
| 1716 | Sell | 06.03.2018 02:53:00 | 106.12 | 0.01 | 06.03.2018 16:22:00 | 106.165 | \$ -45.0 |
| 1715 | Sell | 06.03.2018 01:13:00 | 105.892 | 0.01 | 06.03.2018 16:22:00 | 106.165 | \$ -273.0 |
| 2354 | Sell | 06.03.2018 11:11:00 | 106.416 | 0.03 | 06.03.2018 16:22:00 | 106.161 | \$ 765.0 |
| 2353 | Sell | 06.03.2018 10:43:00 | 106.362 | 0.05 | 06.03.2018 16:22:00 | 106.161 | \$ 1005.0 |
| 2352 | Sell | 06.03.2018 09:15:00 | 106.353 | 0.03 | 06.03.2018 16:22:00 | 106.161 | \$ 576.0 |
| 2351 | Sell | 06.03.2018 08:24:00 | 106.244 | 0.05 | 06.03.2018 16:22:00 | 106.161 | \$ 415.0 |
| 2350 | Sell | 06.03.2018 04:33:00 | 106.209 | 0.03 | 06.03.2018 16:22:00 | 106.161 | \$ 144.0 |
| 2349 | Sell | 06.03.2018 02:52:00 | 106.121 | 0.03 | 06.03.2018 16:22:00 | 106.161 | \$ -120.0 |
| 2348 | Sell | 06.03.2018 01:11:00 | 105.903 | 0.03 | 06.03.2018 16:22:00 | 106.161 | \$ -774.0 |
| 2347 | Sell | 05.03.2018 23:31:00 | 105.754 | 0.03 | 06.03.2018 16:22:00 | 106.161 | \$ -1250.49 |

| | | | | | | | |
|------|------|---------------------|---------|------|---------------------|---------|-----------|
| 1721 | Buy | 06.03.2018 19:00:00 | 105.882 | 0.01 | 06.03.2018 19:08:00 | 105.903 | \$ 21.0 |
| 1996 | Buy | 06.03.2018 19:00:00 | 105.882 | 0.01 | 06.03.2018 19:08:00 | 105.903 | \$ 21.0 |
| 2355 | Buy | 06.03.2018 18:27:00 | 105.994 | 0.01 | 06.03.2018 20:05:00 | 106.019 | \$ 25.0 |
| 2356 | Sell | 06.03.2018 21:02:00 | 106.4 | 0.03 | 06.03.2018 21:05:00 | 106.374 | \$ 78.0 |
| 2357 | Buy | 06.03.2018 23:42:00 | 106.045 | 0.01 | 06.03.2018 23:55:00 | 106.073 | \$ 28.0 |
| 2358 | Buy | 07.03.2018 01:22:00 | 105.944 | 0.01 | 07.03.2018 01:33:00 | 105.97 | \$ 26.0 |
| 2359 | Sell | 07.03.2018 03:07:00 | 106.227 | 0.03 | 07.03.2018 03:09:00 | 106.202 | \$ 75.0 |
| 2360 | Sell | 07.03.2018 05:00:00 | 106.219 | 0.03 | 07.03.2018 05:13:00 | 106.193 | \$ 78.0 |
| 1722 | Buy | 07.03.2018 07:33:00 | 105.76 | 0.01 | 07.03.2018 07:33:00 | 105.794 | \$ 34.0 |
| 1997 | Buy | 07.03.2018 07:33:00 | 105.76 | 0.01 | 07.03.2018 07:33:00 | 105.794 | \$ 34.0 |
| 2362 | Buy | 07.03.2018 09:12:00 | 105.561 | 0.01 | 07.03.2018 10:04:00 | 105.777 | \$ 216.0 |
| 2361 | Buy | 07.03.2018 07:30:00 | 105.94 | 0.01 | 07.03.2018 10:04:00 | 105.777 | \$ -163.0 |
| 1723 | Buy | 07.03.2018 11:31:00 | 105.68 | 0.01 | 07.03.2018 11:45:00 | 105.702 | \$ 22.0 |
| 1999 | Buy | 07.03.2018 11:34:00 | 105.669 | 0.01 | 07.03.2018 11:45:00 | 105.699 | \$ 30.0 |
| 1998 | Buy | 07.03.2018 11:31:00 | 105.68 | 0.02 | 07.03.2018 11:45:00 | 105.699 | \$ 38.0 |
| 2364 | Buy | 07.03.2018 11:34:00 | 105.669 | 0.01 | 07.03.2018 11:46:00 | 105.703 | \$ 34.0 |
| 2363 | Buy | 07.03.2018 11:31:00 | 105.68 | 0.03 | 07.03.2018 11:46:00 | 105.703 | \$ 69.0 |
| 2001 | Buy | 07.03.2018 14:37:00 | 105.593 | 0.01 | 07.03.2018 14:48:00 | 105.632 | \$ 39.0 |
| 2000 | Buy | 07.03.2018 14:29:00 | 105.616 | 0.02 | 07.03.2018 14:48:00 | 105.632 | \$ 32.0 |
| 1724 | Buy | 07.03.2018 14:29:00 | 105.616 | 0.01 | 07.03.2018 14:49:00 | 105.639 | \$ 23.0 |
| 2366 | Buy | 07.03.2018 14:37:00 | 105.593 | 0.01 | 07.03.2018 14:49:00 | 105.639 | \$ 46.0 |
| 2365 | Buy | 07.03.2018 14:29:00 | 105.616 | 0.03 | 07.03.2018 14:49:00 | 105.639 | \$ 69.0 |
| 2367 | Buy | 07.03.2018 19:47:00 | 105.581 | 0.01 | 07.03.2018 20:30:00 | 105.607 | \$ 26.0 |
| 1726 | Buy | 07.03.2018 19:55:00 | 105.582 | 0.01 | 07.03.2018 20:43:00 | 105.649 | \$ 67.0 |
| 1725 | Buy | 07.03.2018 18:15:00 | 105.674 | 0.01 | 07.03.2018 20:43:00 | 105.649 | \$ -25.0 |
| 2003 | Buy | 07.03.2018 19:47:00 | 105.588 | 0.01 | 07.03.2018 20:44:00 | 105.666 | \$ 78.0 |
| 2002 | Buy | 07.03.2018 18:15:00 | 105.674 | 0.02 | 07.03.2018 20:44:00 | 105.666 | \$ -16.0 |
| 2368 | Sell | 07.03.2018 23:32:00 | 105.92 | 0.03 | 08.03.2018 00:05:00 | 105.895 | \$ -13.47 |
| 1727 | Sell | 08.03.2018 00:45:00 | 106.027 | 0.01 | 08.03.2018 00:48:00 | 106.006 | \$ 21.0 |
| 2004 | Sell | 08.03.2018 00:45:00 | 106.027 | 0.01 | 08.03.2018 00:48:00 | 106.006 | \$ 21.0 |
| 2369 | Sell | 08.03.2018 01:15:00 | 106.08 | 0.03 | 08.03.2018 01:17:00 | 106.053 | \$ 81.0 |
| 1210 | Sell | 08.03.2018 01:30:00 | 106.219 | 0.02 | 08.03.2018 01:31:00 | 106.198 | \$ 42.0 |
| 1728 | Sell | 08.03.2018 03:35:00 | 105.98 | 0.01 | 08.03.2018 03:39:00 | 105.96 | \$ 20.0 |
| 2005 | Sell | 08.03.2018 03:35:00 | 105.98 | 0.01 | 08.03.2018 03:39:00 | 105.96 | \$ 20.0 |
| 2370 | Sell | 08.03.2018 05:08:00 | 106.121 | 0.03 | 08.03.2018 05:19:00 | 106.095 | \$ 78.0 |
| 1729 | Sell | 08.03.2018 05:31:00 | 106.14 | 0.01 | 08.03.2018 05:51:00 | 106.118 | \$ 22.0 |
| 2006 | Sell | 08.03.2018 05:31:00 | 106.14 | 0.01 | 08.03.2018 05:51:00 | 106.118 | \$ 22.0 |
| 1730 | Sell | 08.03.2018 07:51:00 | 106.12 | 0.01 | 08.03.2018 08:11:00 | 106.099 | \$ 21.0 |
| 2007 | Sell | 08.03.2018 07:51:00 | 106.12 | 0.01 | 08.03.2018 08:11:00 | 106.099 | \$ 21.0 |
| 2371 | Sell | 08.03.2018 07:51:00 | 106.12 | 0.03 | 08.03.2018 08:11:00 | 106.094 | \$ 78.0 |
| 2372 | Buy | 08.03.2018 16:11:00 | 105.942 | 0.01 | 08.03.2018 16:25:00 | 105.968 | \$ 26.0 |
| 2374 | Sell | 08.03.2018 20:35:00 | 106.142 | 0.03 | 08.03.2018 22:23:00 | 106.087 | \$ 165.0 |
| 2373 | Sell | 08.03.2018 18:00:00 | 106.086 | 0.03 | 08.03.2018 22:23:00 | 106.087 | \$ -3.0 |
| 2375 | Sell | 08.03.2018 23:15:00 | 106.161 | 0.03 | 08.03.2018 23:26:00 | 106.135 | \$ 78.0 |
| 2376 | Sell | 09.03.2018 04:28:00 | 106.196 | 0.03 | 09.03.2018 05:45:00 | 106.167 | \$ 87.0 |
| 2377 | Sell | 09.03.2018 06:09:00 | 106.293 | 0.03 | 09.03.2018 06:19:00 | 106.266 | \$ 81.0 |
| 1731 | Sell | 09.03.2018 06:02:00 | 106.264 | 0.01 | 09.03.2018 06:21:00 | 106.243 | \$ 21.0 |
| 2008 | Sell | 09.03.2018 06:02:00 | 106.264 | 0.01 | 09.03.2018 06:21:00 | 106.243 | \$ 21.0 |
| 1222 | Sell | 09.03.2018 10:47:00 | 106.904 | 0.02 | 09.03.2018 11:12:00 | 106.792 | \$ 224.0 |
| 1221 | Sell | 09.03.2018 10:42:00 | 106.871 | 0.02 | 09.03.2018 11:12:00 | 106.792 | \$ 158.0 |
| 1220 | Sell | 09.03.2018 10:37:00 | 106.918 | 0.02 | 09.03.2018 11:12:00 | 106.792 | \$ 252.0 |
| 1219 | Sell | 09.03.2018 10:32:00 | 106.898 | 0.02 | 09.03.2018 11:12:00 | 106.792 | \$ 212.0 |
| 1218 | Sell | 09.03.2018 10:27:00 | 106.887 | 0.02 | 09.03.2018 11:12:00 | 106.792 | \$ 190.0 |
| 1217 | Sell | 09.03.2018 10:22:00 | 106.878 | 0.02 | 09.03.2018 11:12:00 | 106.792 | \$ 172.0 |
| 1216 | Sell | 09.03.2018 10:17:00 | 106.879 | 0.02 | 09.03.2018 11:12:00 | 106.792 | \$ 174.0 |
| 1215 | Sell | 09.03.2018 10:12:00 | 106.813 | 0.02 | 09.03.2018 11:12:00 | 106.792 | \$ 42.0 |
| 1214 | Sell | 09.03.2018 10:07:00 | 106.774 | 0.02 | 09.03.2018 11:12:00 | 106.792 | \$ -36.0 |
| 1213 | Sell | 09.03.2018 10:02:00 | 106.667 | 0.02 | 09.03.2018 11:12:00 | 106.792 | \$ -250.0 |
| 1212 | Sell | 09.03.2018 09:57:00 | 106.659 | 0.02 | 09.03.2018 11:12:00 | 106.792 | \$ -266.0 |
| 1211 | Sell | 09.03.2018 09:52:00 | 106.605 | 0.02 | 09.03.2018 11:12:00 | 106.792 | \$ -374.0 |

| | | | | | | | |
|------|------|---------------------|---------|------|---------------------|---------|------------|
| 2016 | Sell | 10.03.2018 00:13:00 | 106.967 | 0.01 | 10.03.2018 05:09:00 | 106.709 | \$ 258.0 |
| 2015 | Sell | 09.03.2018 22:31:00 | 106.951 | 0.01 | 10.03.2018 05:09:00 | 106.709 | \$ 242.0 |
| 2014 | Sell | 09.03.2018 21:12:00 | 106.842 | 0.02 | 10.03.2018 05:09:00 | 106.709 | \$ 266.0 |
| 2013 | Sell | 09.03.2018 17:05:00 | 106.746 | 0.02 | 10.03.2018 05:09:00 | 106.709 | \$ 74.0 |
| 2012 | Sell | 09.03.2018 15:15:00 | 106.721 | 0.02 | 10.03.2018 05:09:00 | 106.709 | \$ 24.0 |
| 2011 | Sell | 09.03.2018 13:00:00 | 106.737 | 0.02 | 10.03.2018 05:09:00 | 106.709 | \$ 56.0 |
| 2010 | Sell | 09.03.2018 09:31:00 | 106.462 | 0.01 | 10.03.2018 05:09:00 | 106.709 | \$ -247.0 |
| 2009 | Sell | 09.03.2018 07:50:00 | 106.296 | 0.01 | 10.03.2018 05:09:00 | 106.709 | \$ -413.0 |
| 2384 | Sell | 10.03.2018 00:13:00 | 106.967 | 0.03 | 10.03.2018 05:09:00 | 106.7 | \$ 801.0 |
| 2383 | Sell | 09.03.2018 22:31:00 | 106.951 | 0.03 | 10.03.2018 05:09:00 | 106.7 | \$ 753.0 |
| 2382 | Sell | 09.03.2018 21:12:00 | 106.842 | 0.05 | 10.03.2018 05:09:00 | 106.7 | \$ 710.0 |
| 2381 | Sell | 09.03.2018 17:05:00 | 106.746 | 0.05 | 10.03.2018 05:09:00 | 106.7 | \$ 230.0 |
| 2380 | Sell | 09.03.2018 13:00:00 | 106.737 | 0.05 | 10.03.2018 05:09:00 | 106.7 | \$ 185.0 |
| 2379 | Sell | 09.03.2018 09:31:00 | 106.462 | 0.03 | 10.03.2018 05:09:00 | 106.7 | \$ -714.0 |
| 2378 | Sell | 09.03.2018 07:50:00 | 106.296 | 0.03 | 10.03.2018 05:09:00 | 106.7 | \$ -1212.0 |
| 2386 | Sell | 12.03.2018 07:17:00 | 106.881 | 0.03 | 12.03.2018 07:41:00 | 106.845 | \$ 108.0 |
| 2385 | Sell | 12.03.2018 07:15:00 | 106.866 | 0.05 | 12.03.2018 07:41:00 | 106.845 | \$ 105.0 |
| 2017 | Sell | 12.03.2018 08:00:00 | 106.965 | 0.01 | 12.03.2018 08:09:00 | 106.944 | \$ 21.0 |
| 2387 | Sell | 12.03.2018 09:30:00 | 106.948 | 0.03 | 12.03.2018 09:42:00 | 106.922 | \$ 78.0 |
| 1739 | Sell | 12.03.2018 08:00:00 | 106.965 | 0.01 | 12.03.2018 10:36:00 | 106.691 | \$ 274.0 |
| 1738 | Sell | 09.03.2018 23:22:00 | 106.926 | 0.01 | 12.03.2018 10:36:00 | 106.691 | \$ 225.17 |
| 1737 | Sell | 09.03.2018 21:12:00 | 106.842 | 0.01 | 12.03.2018 10:36:00 | 106.691 | \$ 141.17 |
| 1736 | Sell | 09.03.2018 17:05:00 | 106.746 | 0.01 | 12.03.2018 10:36:00 | 106.691 | \$ 45.17 |
| 1735 | Sell | 09.03.2018 15:15:00 | 106.721 | 0.01 | 12.03.2018 10:36:00 | 106.691 | \$ 20.17 |
| 1734 | Sell | 09.03.2018 13:00:00 | 106.737 | 0.01 | 12.03.2018 10:36:00 | 106.691 | \$ 36.17 |
| 1733 | Sell | 09.03.2018 09:31:00 | 106.462 | 0.01 | 12.03.2018 10:36:00 | 106.691 | \$ -238.83 |
| 1732 | Sell | 09.03.2018 07:50:00 | 106.296 | 0.01 | 12.03.2018 10:36:00 | 106.691 | \$ -404.83 |
| 2388 | Buy | 12.03.2018 11:00:00 | 106.598 | 0.01 | 12.03.2018 11:26:00 | 106.623 | \$ 25.0 |
| 1740 | Buy | 12.03.2018 13:35:00 | 106.54 | 0.01 | 12.03.2018 14:10:00 | 106.563 | \$ 23.0 |
| 2018 | Buy | 12.03.2018 13:35:00 | 106.54 | 0.01 | 12.03.2018 14:10:00 | 106.563 | \$ 23.0 |
| 2389 | Buy | 12.03.2018 13:35:00 | 106.54 | 0.01 | 12.03.2018 14:10:00 | 106.567 | \$ 27.0 |
| 2020 | Buy | 12.03.2018 17:25:00 | 106.511 | 0.01 | 12.03.2018 19:36:00 | 106.594 | \$ 83.0 |
| 2019 | Buy | 12.03.2018 16:22:00 | 106.605 | 0.02 | 12.03.2018 19:36:00 | 106.594 | \$ -22.0 |
| 1741 | Buy | 12.03.2018 16:22:00 | 106.605 | 0.01 | 12.03.2018 21:04:00 | 106.626 | \$ 21.0 |
| 2390 | Buy | 12.03.2018 23:00:00 | 106.541 | 0.01 | 12.03.2018 23:02:00 | 106.566 | \$ 25.0 |
| 1742 | Buy | 12.03.2018 23:58:00 | 106.445 | 0.01 | 13.03.2018 00:02:00 | 106.466 | \$ 24.97 |
| 2021 | Buy | 12.03.2018 23:58:00 | 106.445 | 0.01 | 13.03.2018 00:02:00 | 106.466 | \$ 24.97 |
| 1743 | Buy | 13.03.2018 03:35:00 | 106.377 | 0.01 | 13.03.2018 04:40:00 | 106.398 | \$ 21.0 |
| 2022 | Buy | 13.03.2018 03:35:00 | 106.377 | 0.01 | 13.03.2018 04:40:00 | 106.398 | \$ 21.0 |
| 2024 | Buy | 13.03.2018 08:16:00 | 106.347 | 0.01 | 13.03.2018 10:10:00 | 106.387 | \$ 40.0 |
| 2023 | Buy | 13.03.2018 08:04:00 | 106.376 | 0.02 | 13.03.2018 10:10:00 | 106.387 | \$ 22.0 |
| 1744 | Buy | 13.03.2018 08:04:00 | 106.376 | 0.01 | 13.03.2018 10:49:00 | 106.397 | \$ 21.0 |
| 2393 | Buy | 13.03.2018 08:16:00 | 106.347 | 0.01 | 13.03.2018 11:57:00 | 106.418 | \$ 71.0 |
| 2392 | Buy | 13.03.2018 08:03:00 | 106.381 | 0.03 | 13.03.2018 11:57:00 | 106.418 | \$ 111.0 |
| 2391 | Buy | 13.03.2018 03:19:00 | 106.462 | 0.01 | 13.03.2018 11:57:00 | 106.418 | \$ -44.0 |
| 1745 | Sell | 13.03.2018 14:00:00 | 106.769 | 0.01 | 13.03.2018 14:21:00 | 106.749 | \$ 20.0 |
| 2025 | Sell | 13.03.2018 14:00:00 | 106.769 | 0.01 | 13.03.2018 14:21:00 | 106.749 | \$ 20.0 |
| 1746 | Sell | 13.03.2018 15:53:00 | 106.89 | 0.01 | 13.03.2018 15:57:00 | 106.868 | \$ 22.0 |
| 2026 | Sell | 13.03.2018 15:53:00 | 106.89 | 0.01 | 13.03.2018 15:57:00 | 106.868 | \$ 22.0 |
| 1224 | Sell | 13.03.2018 18:30:00 | 107.196 | 0.02 | 13.03.2018 18:35:00 | 107.155 | \$ 82.0 |
| 1223 | Sell | 13.03.2018 18:25:00 | 107.156 | 0.02 | 13.03.2018 18:35:00 | 107.155 | \$ 2.0 |
| 1748 | Sell | 13.03.2018 20:03:00 | 107.263 | 0.01 | 13.03.2018 21:34:00 | 107.098 | \$ 165.0 |
| 1747 | Sell | 13.03.2018 18:05:00 | 106.977 | 0.01 | 13.03.2018 21:34:00 | 107.098 | \$ -121.0 |
| 2028 | Sell | 13.03.2018 20:03:00 | 107.263 | 0.01 | 13.03.2018 21:34:00 | 107.098 | \$ 165.0 |
| 2027 | Sell | 13.03.2018 18:05:00 | 106.977 | 0.01 | 13.03.2018 21:34:00 | 107.098 | \$ -121.0 |
| 2397 | Sell | 13.03.2018 20:03:00 | 107.263 | 0.03 | 13.03.2018 21:42:00 | 106.899 | \$ 1092.0 |
| 2396 | Sell | 13.03.2018 17:04:00 | 107.018 | 0.03 | 13.03.2018 21:42:00 | 106.899 | \$ 357.0 |
| 2395 | Sell | 13.03.2018 15:24:00 | 106.802 | 0.03 | 13.03.2018 21:42:00 | 106.899 | \$ -291.0 |
| 2394 | Sell | 13.03.2018 13:07:00 | 106.62 | 0.03 | 13.03.2018 21:42:00 | 106.899 | \$ -837.0 |
| 1749 | Sell | 13.03.2018 23:18:00 | 107.069 | 0.01 | 13.03.2018 23:31:00 | 107.048 | \$ 21.0 |

| | | | | | | | |
|------|------|---------------------|---------|------|---------------------|---------|-----------|
| 2029 | Sell | 13.03.2018 23:18:00 | 107.069 | 0.02 | 13.03.2018 23:31:00 | 107.048 | \$ 42.0 |
| 2398 | Buy | 14.03.2018 01:07:00 | 106.567 | 0.01 | 14.03.2018 01:31:00 | 106.594 | \$ 27.0 |
| 1751 | Buy | 14.03.2018 06:20:00 | 106.513 | 0.01 | 14.03.2018 09:00:00 | 106.569 | \$ 56.0 |
| 1750 | Buy | 14.03.2018 04:20:00 | 106.583 | 0.01 | 14.03.2018 09:00:00 | 106.569 | \$ -14.0 |
| 2031 | Buy | 14.03.2018 06:20:00 | 106.513 | 0.01 | 14.03.2018 09:00:00 | 106.569 | \$ 56.0 |
| 2030 | Buy | 14.03.2018 04:20:00 | 106.583 | 0.01 | 14.03.2018 09:00:00 | 106.569 | \$ -14.0 |
| 2400 | Buy | 14.03.2018 06:20:00 | 106.513 | 0.01 | 14.03.2018 09:00:00 | 106.575 | \$ 62.0 |
| 2399 | Buy | 14.03.2018 04:20:00 | 106.583 | 0.01 | 14.03.2018 09:00:00 | 106.575 | \$ -8.0 |
| 2401 | Buy | 14.03.2018 11:22:00 | 106.474 | 0.01 | 14.03.2018 11:37:00 | 106.501 | \$ 27.0 |
| 2402 | Buy | 14.03.2018 13:10:00 | 106.439 | 0.01 | 14.03.2018 13:17:00 | 106.465 | \$ 26.0 |
| 1753 | Buy | 14.03.2018 13:10:00 | 106.439 | 0.01 | 14.03.2018 13:26:00 | 106.51 | \$ 71.0 |
| 1752 | Buy | 14.03.2018 10:52:00 | 106.539 | 0.01 | 14.03.2018 13:26:00 | 106.51 | \$ -29.0 |
| 2034 | Buy | 14.03.2018 13:10:00 | 106.439 | 0.01 | 14.03.2018 13:27:00 | 106.519 | \$ 80.0 |
| 2033 | Buy | 14.03.2018 11:22:00 | 106.474 | 0.01 | 14.03.2018 13:27:00 | 106.519 | \$ 45.0 |
| 2032 | Buy | 14.03.2018 10:52:00 | 106.539 | 0.02 | 14.03.2018 13:27:00 | 106.519 | \$ -40.0 |
| 1754 | Buy | 14.03.2018 14:50:00 | 106.439 | 0.01 | 14.03.2018 14:59:00 | 106.462 | \$ 23.0 |
| 2035 | Buy | 14.03.2018 14:32:00 | 106.447 | 0.02 | 14.03.2018 14:59:00 | 106.469 | \$ 44.0 |
| 2403 | Buy | 14.03.2018 14:32:00 | 106.447 | 0.03 | 14.03.2018 14:59:00 | 106.473 | \$ 78.0 |
| 2404 | Buy | 14.03.2018 19:56:00 | 106.497 | 0.01 | 14.03.2018 20:06:00 | 106.523 | \$ 26.0 |
| 2405 | Buy | 14.03.2018 21:36:00 | 106.387 | 0.01 | 14.03.2018 21:40:00 | 106.413 | \$ 26.0 |
| 2406 | Buy | 14.03.2018 23:44:00 | 106.37 | 0.01 | 14.03.2018 23:46:00 | 106.396 | \$ 26.0 |
| 1755 | Buy | 15.03.2018 00:12:00 | 106.347 | 0.01 | 15.03.2018 02:53:00 | 106.367 | \$ 20.0 |
| 2036 | Buy | 15.03.2018 00:12:00 | 106.347 | 0.01 | 15.03.2018 02:53:00 | 106.367 | \$ 20.0 |
| 1756 | Buy | 15.03.2018 03:45:00 | 106.253 | 0.01 | 15.03.2018 04:00:00 | 106.274 | \$ 21.0 |
| 2038 | Buy | 15.03.2018 03:50:00 | 106.273 | 0.02 | 15.03.2018 04:01:00 | 106.289 | \$ 32.0 |
| 2037 | Buy | 15.03.2018 03:45:00 | 106.253 | 0.01 | 15.03.2018 04:01:00 | 106.289 | \$ 36.0 |
| 2408 | Buy | 15.03.2018 03:50:00 | 106.273 | 0.03 | 15.03.2018 04:03:00 | 106.293 | \$ 60.0 |
| 2407 | Buy | 15.03.2018 03:45:00 | 106.253 | 0.01 | 15.03.2018 04:03:00 | 106.293 | \$ 40.0 |
| 2411 | Buy | 15.03.2018 14:13:00 | 105.9 | 0.01 | 15.03.2018 15:12:00 | 106.0 | \$ 100.0 |
| 2410 | Buy | 15.03.2018 14:13:00 | 105.94 | 0.03 | 15.03.2018 15:12:00 | 106.0 | \$ 180.0 |
| 2409 | Buy | 15.03.2018 08:46:00 | 106.151 | 0.01 | 15.03.2018 15:12:00 | 106.0 | \$ -151.0 |
| 2041 | Buy | 15.03.2018 14:13:00 | 105.9 | 0.01 | 15.03.2018 15:14:00 | 106.02 | \$ 120.0 |
| 2040 | Buy | 15.03.2018 14:13:00 | 105.94 | 0.02 | 15.03.2018 15:14:00 | 106.02 | \$ 160.0 |
| 2039 | Buy | 15.03.2018 08:42:00 | 106.219 | 0.01 | 15.03.2018 15:14:00 | 106.02 | \$ -199.0 |
| 1758 | Buy | 15.03.2018 14:13:00 | 105.94 | 0.01 | 15.03.2018 16:08:00 | 106.102 | \$ 162.0 |
| 1757 | Buy | 15.03.2018 08:42:00 | 106.219 | 0.01 | 15.03.2018 16:08:00 | 106.102 | \$ -117.0 |
| 1759 | Buy | 15.03.2018 17:45:00 | 106.063 | 0.01 | 15.03.2018 18:29:00 | 106.087 | \$ 24.0 |
| 2042 | Buy | 15.03.2018 17:45:00 | 106.063 | 0.02 | 15.03.2018 18:29:00 | 106.087 | \$ 48.0 |
| 2043 | Buy | 15.03.2018 19:03:00 | 105.915 | 0.01 | 15.03.2018 19:11:00 | 105.938 | \$ 23.0 |
| 2412 | Buy | 15.03.2018 19:03:00 | 105.915 | 0.01 | 15.03.2018 19:11:00 | 105.942 | \$ 27.0 |
| 1760 | Buy | 15.03.2018 19:25:00 | 105.886 | 0.01 | 15.03.2018 19:47:00 | 105.909 | \$ 23.0 |
| 1761 | Buy | 15.03.2018 23:00:00 | 105.923 | 0.01 | 15.03.2018 23:05:00 | 105.945 | \$ 22.0 |
| 2044 | Buy | 15.03.2018 23:00:00 | 105.923 | 0.01 | 15.03.2018 23:05:00 | 105.945 | \$ 22.0 |
| 2414 | Buy | 15.03.2018 23:00:00 | 105.929 | 0.01 | 15.03.2018 23:12:00 | 105.983 | \$ 54.0 |
| 2413 | Buy | 15.03.2018 22:50:00 | 105.965 | 0.03 | 15.03.2018 23:12:00 | 105.983 | \$ 54.0 |
| 2415 | Sell | 16.03.2018 01:46:00 | 106.24 | 0.03 | 16.03.2018 01:49:00 | 106.213 | \$ 81.0 |
| 2416 | Buy | 16.03.2018 03:00:00 | 105.975 | 0.01 | 16.03.2018 03:05:00 | 106.0 | \$ 25.0 |
| 1762 | Sell | 16.03.2018 05:02:00 | 106.291 | 0.01 | 16.03.2018 05:09:00 | 106.27 | \$ 21.0 |
| 2045 | Sell | 16.03.2018 05:02:00 | 106.291 | 0.01 | 16.03.2018 05:09:00 | 106.27 | \$ 21.0 |
| 2417 | Sell | 16.03.2018 03:55:00 | 106.193 | 0.03 | 16.03.2018 10:02:00 | 106.167 | \$ 78.0 |
| 2418 | Buy | 16.03.2018 11:52:00 | 105.919 | 0.01 | 16.03.2018 12:12:00 | 105.944 | \$ 25.0 |
| 1763 | Buy | 16.03.2018 12:00:00 | 105.941 | 0.01 | 16.03.2018 12:17:00 | 105.963 | \$ 22.0 |
| 2046 | Buy | 16.03.2018 12:00:00 | 105.941 | 0.01 | 16.03.2018 12:17:00 | 105.963 | \$ 22.0 |
| 1764 | Buy | 16.03.2018 15:05:00 | 105.882 | 0.01 | 16.03.2018 15:25:00 | 105.905 | \$ 23.0 |
| 2047 | Buy | 16.03.2018 15:05:00 | 105.882 | 0.01 | 16.03.2018 15:25:00 | 105.905 | \$ 23.0 |
| 2419 | Buy | 16.03.2018 15:05:00 | 105.882 | 0.01 | 16.03.2018 15:25:00 | 105.908 | \$ 26.0 |
| 1765 | Buy | 16.03.2018 16:45:00 | 105.758 | 0.01 | 16.03.2018 17:31:00 | 105.778 | \$ 20.0 |
| 1767 | Buy | 16.03.2018 20:07:00 | 105.654 | 0.01 | 16.03.2018 21:30:00 | 105.71 | \$ 56.0 |
| 1766 | Buy | 16.03.2018 18:27:00 | 105.722 | 0.01 | 16.03.2018 21:30:00 | 105.71 | \$ -12.0 |
| 2051 | Buy | 16.03.2018 20:07:00 | 105.654 | 0.01 | 16.03.2018 22:00:00 | 105.803 | \$ 149.0 |

| | | | | | | | |
|------|------|---------------------|---------|------|---------------------|---------|-----------|
| 2050 | Buy | 16.03.2018 18:27:00 | 105.722 | 0.01 | 16.03.2018 22:00:00 | 105.803 | \$ 81.0 |
| 2049 | Buy | 16.03.2018 16:45:00 | 105.758 | 0.01 | 16.03.2018 22:00:00 | 105.803 | \$ 45.0 |
| 2048 | Buy | 16.03.2018 16:21:00 | 105.89 | 0.02 | 16.03.2018 22:00:00 | 105.803 | \$ -174.0 |
| 2423 | Buy | 16.03.2018 20:07:00 | 105.654 | 0.01 | 16.03.2018 22:04:00 | 105.826 | \$ 172.0 |
| 2422 | Buy | 16.03.2018 18:27:00 | 105.722 | 0.01 | 16.03.2018 22:04:00 | 105.826 | \$ 104.0 |
| 2421 | Buy | 16.03.2018 16:45:00 | 105.758 | 0.01 | 16.03.2018 22:04:00 | 105.826 | \$ 68.0 |
| 2420 | Buy | 16.03.2018 16:21:00 | 105.89 | 0.03 | 16.03.2018 22:04:00 | 105.826 | \$ -192.0 |
| 2424 | Sell | 16.03.2018 23:19:00 | 106.129 | 0.03 | 16.03.2018 23:22:00 | 106.104 | \$ 75.0 |
| 1768 | Sell | 17.03.2018 00:29:00 | 106.182 | 0.01 | 17.03.2018 00:47:00 | 106.159 | \$ 23.0 |
| 2052 | Sell | 17.03.2018 00:29:00 | 106.182 | 0.01 | 17.03.2018 00:47:00 | 106.159 | \$ 23.0 |
| 2425 | Sell | 17.03.2018 02:05:00 | 106.17 | 0.03 | 17.03.2018 02:19:00 | 106.144 | \$ 78.0 |
| 2426 | Buy | 19.03.2018 09:57:00 | 105.895 | 0.01 | 19.03.2018 10:00:00 | 105.92 | \$ 25.0 |
| 1769 | Buy | 19.03.2018 13:05:00 | 105.774 | 0.01 | 19.03.2018 13:08:00 | 105.795 | \$ 21.0 |
| 2053 | Buy | 19.03.2018 13:05:00 | 105.774 | 0.01 | 19.03.2018 13:08:00 | 105.795 | \$ 21.0 |
| 2427 | Buy | 19.03.2018 13:05:00 | 105.774 | 0.01 | 19.03.2018 13:19:00 | 105.799 | \$ 25.0 |
| 1770 | Buy | 19.03.2018 15:07:00 | 105.699 | 0.01 | 19.03.2018 15:12:00 | 105.72 | \$ 21.0 |
| 2054 | Buy | 19.03.2018 15:07:00 | 105.699 | 0.01 | 19.03.2018 15:12:00 | 105.72 | \$ 21.0 |
| 2428 | Buy | 19.03.2018 15:07:00 | 105.699 | 0.01 | 19.03.2018 15:12:00 | 105.725 | \$ 26.0 |
| 2429 | Sell | 19.03.2018 19:05:00 | 106.038 | 0.03 | 19.03.2018 19:19:00 | 106.012 | \$ 78.0 |
| 1771 | Sell | 19.03.2018 20:00:00 | 106.151 | 0.01 | 19.03.2018 20:18:00 | 106.128 | \$ 23.0 |
| 2055 | Sell | 19.03.2018 20:00:00 | 106.151 | 0.01 | 19.03.2018 20:18:00 | 106.128 | \$ 23.0 |
| 2430 | Sell | 19.03.2018 20:51:00 | 106.184 | 0.03 | 19.03.2018 22:09:00 | 106.157 | \$ 81.0 |
| 1772 | Sell | 19.03.2018 23:30:00 | 106.196 | 0.01 | 19.03.2018 23:36:00 | 106.174 | \$ 22.0 |
| 2056 | Sell | 19.03.2018 23:30:00 | 106.196 | 0.01 | 19.03.2018 23:36:00 | 106.174 | \$ 22.0 |
| 2431 | Sell | 19.03.2018 23:30:00 | 106.196 | 0.03 | 19.03.2018 23:36:00 | 106.168 | \$ 84.0 |
| 2432 | Buy | 20.03.2018 01:00:00 | 105.852 | 0.01 | 20.03.2018 01:21:00 | 105.878 | \$ 26.0 |
| 2433 | Buy | 20.03.2018 03:50:00 | 105.86 | 0.01 | 20.03.2018 03:52:00 | 105.886 | \$ 26.0 |
| 2434 | Sell | 20.03.2018 05:12:00 | 106.151 | 0.03 | 20.03.2018 05:39:00 | 106.125 | \$ 78.0 |
| 2435 | Sell | 20.03.2018 09:10:00 | 106.076 | 0.03 | 20.03.2018 09:13:00 | 106.05 | \$ 78.0 |
| 1773 | Sell | 20.03.2018 10:48:00 | 106.289 | 0.01 | 20.03.2018 10:58:00 | 106.267 | \$ 22.0 |
| 2057 | Sell | 20.03.2018 10:48:00 | 106.289 | 0.01 | 20.03.2018 10:58:00 | 106.267 | \$ 22.0 |
| 2436 | Sell | 20.03.2018 10:50:00 | 106.273 | 0.03 | 20.03.2018 11:08:00 | 106.246 | \$ 81.0 |
| 1774 | Sell | 20.03.2018 12:38:00 | 106.283 | 0.01 | 20.03.2018 13:00:00 | 106.26 | \$ 23.0 |
| 2058 | Sell | 20.03.2018 12:38:00 | 106.283 | 0.01 | 20.03.2018 13:00:00 | 106.26 | \$ 23.0 |
| 2437 | Sell | 20.03.2018 12:38:00 | 106.283 | 0.03 | 20.03.2018 13:00:00 | 106.258 | \$ 75.0 |
| 1228 | Sell | 20.03.2018 16:44:00 | 106.529 | 0.02 | 20.03.2018 16:47:00 | 106.512 | \$ 34.0 |
| 1227 | Sell | 20.03.2018 16:39:00 | 106.552 | 0.02 | 20.03.2018 16:47:00 | 106.512 | \$ 80.0 |
| 1226 | Sell | 20.03.2018 16:34:00 | 106.573 | 0.02 | 20.03.2018 16:47:00 | 106.512 | \$ 122.0 |
| 1225 | Sell | 20.03.2018 16:29:00 | 106.485 | 0.02 | 20.03.2018 16:47:00 | 106.512 | \$ -54.0 |
| 1775 | Sell | 20.03.2018 16:16:00 | 106.405 | 0.01 | 20.03.2018 17:34:00 | 106.383 | \$ 22.0 |
| 2059 | Sell | 20.03.2018 16:16:00 | 106.405 | 0.01 | 20.03.2018 17:34:00 | 106.383 | \$ 22.0 |
| 2438 | Sell | 20.03.2018 16:16:00 | 106.405 | 0.03 | 20.03.2018 17:34:00 | 106.378 | \$ 81.0 |
| 2439 | Sell | 20.03.2018 19:16:00 | 106.43 | 0.05 | 20.03.2018 19:24:00 | 106.405 | \$ 125.0 |
| 1777 | Sell | 20.03.2018 21:25:00 | 106.578 | 0.01 | 20.03.2018 22:19:00 | 106.453 | \$ 125.0 |
| 1776 | Sell | 20.03.2018 19:13:00 | 106.37 | 0.01 | 20.03.2018 22:19:00 | 106.453 | \$ -83.0 |
| 2440 | Sell | 20.03.2018 20:09:00 | 106.464 | 0.03 | 20.03.2018 22:19:00 | 106.436 | \$ 84.0 |
| 2061 | Sell | 20.03.2018 20:09:00 | 106.464 | 0.01 | 20.03.2018 22:38:00 | 106.38 | \$ 84.0 |
| 2060 | Sell | 20.03.2018 19:13:00 | 106.37 | 0.02 | 20.03.2018 22:38:00 | 106.38 | \$ -20.0 |
| 1778 | Sell | 21.03.2018 00:01:00 | 106.487 | 0.01 | 21.03.2018 00:03:00 | 106.466 | \$ 21.0 |
| 2062 | Sell | 21.03.2018 00:01:00 | 106.487 | 0.02 | 21.03.2018 00:03:00 | 106.466 | \$ 42.0 |
| 2441 | Sell | 21.03.2018 00:01:00 | 106.487 | 0.05 | 21.03.2018 00:03:00 | 106.461 | \$ 130.0 |
| 1779 | Buy | 21.03.2018 20:44:00 | 106.179 | 0.01 | 21.03.2018 20:44:00 | 106.202 | \$ 23.0 |
| 2063 | Buy | 21.03.2018 20:44:00 | 106.179 | 0.01 | 21.03.2018 20:44:00 | 106.202 | \$ 23.0 |
| 2443 | Buy | 21.03.2018 20:44:00 | 106.179 | 0.01 | 21.03.2018 21:29:00 | 106.312 | \$ 133.0 |
| 2442 | Buy | 21.03.2018 16:15:00 | 106.383 | 0.01 | 21.03.2018 21:29:00 | 106.312 | \$ -71.0 |
| 1780 | Buy | 21.03.2018 22:24:00 | 106.182 | 0.01 | 21.03.2018 22:46:00 | 106.203 | \$ 21.0 |
| 2064 | Buy | 21.03.2018 22:24:00 | 106.182 | 0.01 | 21.03.2018 22:46:00 | 106.203 | \$ 21.0 |
| 2444 | Buy | 21.03.2018 22:24:00 | 106.182 | 0.01 | 21.03.2018 22:47:00 | 106.21 | \$ 28.0 |
| 1781 | Buy | 22.03.2018 03:00:00 | 106.171 | 0.01 | 22.03.2018 03:00:00 | 106.192 | \$ 21.0 |
| 2065 | Buy | 22.03.2018 03:00:00 | 106.171 | 0.01 | 22.03.2018 03:00:00 | 106.192 | \$ 21.0 |

| | | | | | | | |
|------|------|---------------------|---------|------|---------------------|---------|------------|
| 2445 | Buy | 22.03.2018 03:00:00 | 106.171 | 0.01 | 22.03.2018 03:00:00 | 106.197 | \$ 26.0 |
| 2446 | Sell | 22.03.2018 03:35:00 | 106.594 | 0.03 | 22.03.2018 03:37:00 | 106.567 | \$ 81.0 |
| 1782 | Buy | 22.03.2018 04:40:00 | 105.992 | 0.01 | 22.03.2018 04:41:00 | 106.013 | \$ 21.0 |
| 2066 | Buy | 22.03.2018 04:40:00 | 105.992 | 0.01 | 22.03.2018 04:41:00 | 106.013 | \$ 21.0 |
| 2447 | Buy | 22.03.2018 04:40:00 | 105.992 | 0.01 | 22.03.2018 05:45:00 | 106.019 | \$ 27.0 |
| 1784 | Buy | 22.03.2018 09:37:00 | 105.727 | 0.01 | 22.03.2018 14:31:00 | 105.883 | \$ 156.0 |
| 1783 | Buy | 22.03.2018 07:57:00 | 105.997 | 0.01 | 22.03.2018 14:31:00 | 105.883 | \$ -114.0 |
| 2069 | Buy | 22.03.2018 09:38:00 | 105.725 | 0.01 | 22.03.2018 14:41:00 | 105.947 | \$ 222.0 |
| 2068 | Buy | 22.03.2018 07:58:00 | 105.985 | 0.01 | 22.03.2018 14:41:00 | 105.947 | \$ -38.0 |
| 2067 | Buy | 22.03.2018 07:57:00 | 105.997 | 0.02 | 22.03.2018 14:41:00 | 105.947 | \$ -100.0 |
| 1789 | Buy | 22.03.2018 23:47:00 | 105.423 | 0.01 | 23.03.2018 01:21:00 | 105.632 | \$ 212.97 |
| 1788 | Buy | 22.03.2018 21:30:00 | 105.488 | 0.01 | 23.03.2018 01:21:00 | 105.632 | \$ 147.97 |
| 1787 | Buy | 22.03.2018 19:50:00 | 105.617 | 0.01 | 23.03.2018 01:21:00 | 105.632 | \$ 18.97 |
| 1786 | Buy | 22.03.2018 18:10:00 | 105.693 | 0.01 | 23.03.2018 01:21:00 | 105.632 | \$ -57.03 |
| 1785 | Buy | 22.03.2018 16:07:00 | 105.838 | 0.01 | 23.03.2018 01:21:00 | 105.632 | \$ -202.03 |
| 2076 | Buy | 23.03.2018 00:00:00 | 105.447 | 0.02 | 23.03.2018 01:22:00 | 105.648 | \$ 402.0 |
| 2075 | Buy | 22.03.2018 23:47:00 | 105.423 | 0.01 | 23.03.2018 01:22:00 | 105.648 | \$ 228.97 |
| 2074 | Buy | 22.03.2018 21:20:00 | 105.604 | 0.01 | 23.03.2018 01:22:00 | 105.648 | \$ 47.97 |
| 2073 | Buy | 22.03.2018 18:54:00 | 105.584 | 0.01 | 23.03.2018 01:22:00 | 105.648 | \$ 67.97 |
| 2072 | Buy | 22.03.2018 18:12:00 | 105.71 | 0.02 | 23.03.2018 01:22:00 | 105.648 | \$ -116.06 |
| 2071 | Buy | 22.03.2018 17:02:00 | 105.675 | 0.01 | 23.03.2018 01:22:00 | 105.648 | \$ -23.03 |
| 2070 | Buy | 22.03.2018 16:07:00 | 105.838 | 0.02 | 23.03.2018 01:22:00 | 105.648 | \$ -372.06 |
| 2456 | Buy | 23.03.2018 00:00:00 | 105.447 | 0.03 | 23.03.2018 01:29:00 | 105.724 | \$ 831.0 |
| 2455 | Buy | 22.03.2018 23:47:00 | 105.423 | 0.01 | 23.03.2018 01:29:00 | 105.724 | \$ 304.97 |
| 2454 | Buy | 22.03.2018 21:20:00 | 105.604 | 0.01 | 23.03.2018 01:29:00 | 105.724 | \$ 123.97 |
| 2453 | Buy | 22.03.2018 18:54:00 | 105.584 | 0.01 | 23.03.2018 01:29:00 | 105.724 | \$ 143.97 |
| 2452 | Buy | 22.03.2018 18:12:00 | 105.71 | 0.03 | 23.03.2018 01:29:00 | 105.724 | \$ 53.91 |
| 2451 | Buy | 22.03.2018 17:02:00 | 105.675 | 0.01 | 23.03.2018 01:29:00 | 105.724 | \$ 52.97 |
| 2450 | Buy | 22.03.2018 09:38:00 | 105.725 | 0.01 | 23.03.2018 01:29:00 | 105.724 | \$ 2.97 |
| 2449 | Buy | 22.03.2018 07:58:00 | 105.985 | 0.01 | 23.03.2018 01:29:00 | 105.724 | \$ -257.03 |
| 2448 | Buy | 22.03.2018 07:57:00 | 105.997 | 0.03 | 23.03.2018 01:29:00 | 105.724 | \$ -807.09 |
| 1229 | Buy | 23.03.2018 07:45:00 | 104.727 | 0.02 | 23.03.2018 07:45:00 | 104.75 | \$ 46.0 |
| 1230 | Buy | 23.03.2018 07:50:00 | 104.7 | 0.02 | 23.03.2018 07:51:00 | 104.721 | \$ 42.0 |
| 1231 | Buy | 23.03.2018 08:00:00 | 104.865 | 0.02 | 23.03.2018 08:01:00 | 104.885 | \$ 40.0 |
| 1237 | Buy | 23.03.2018 08:32:00 | 104.7 | 0.02 | 23.03.2018 08:42:00 | 104.84 | \$ 280.0 |
| 1236 | Buy | 23.03.2018 08:27:00 | 104.783 | 0.02 | 23.03.2018 08:42:00 | 104.84 | \$ 114.0 |
| 1235 | Buy | 23.03.2018 08:22:00 | 104.8 | 0.02 | 23.03.2018 08:42:00 | 104.84 | \$ 80.0 |
| 1234 | Buy | 23.03.2018 08:17:00 | 104.842 | 0.02 | 23.03.2018 08:42:00 | 104.84 | \$ -4.0 |
| 1233 | Buy | 23.03.2018 08:12:00 | 104.873 | 0.02 | 23.03.2018 08:42:00 | 104.84 | \$ -66.0 |
| 1232 | Buy | 23.03.2018 08:05:00 | 104.898 | 0.02 | 23.03.2018 08:42:00 | 104.84 | \$ -116.0 |
| 2463 | Buy | 23.03.2018 15:16:00 | 104.752 | 0.03 | 23.03.2018 16:01:00 | 104.903 | \$ 453.0 |
| 2462 | Buy | 23.03.2018 13:08:00 | 104.759 | 0.01 | 23.03.2018 16:01:00 | 104.903 | \$ 144.0 |
| 2461 | Buy | 23.03.2018 13:00:00 | 104.781 | 0.03 | 23.03.2018 16:01:00 | 104.903 | \$ 366.0 |
| 2460 | Buy | 23.03.2018 11:25:00 | 104.85 | 0.01 | 23.03.2018 16:01:00 | 104.903 | \$ 53.0 |
| 2459 | Buy | 23.03.2018 09:45:00 | 104.867 | 0.01 | 23.03.2018 16:01:00 | 104.903 | \$ 36.0 |
| 2458 | Buy | 23.03.2018 07:13:00 | 105.168 | 0.01 | 23.03.2018 16:01:00 | 104.903 | \$ -265.0 |
| 2457 | Buy | 23.03.2018 05:00:00 | 105.402 | 0.01 | 23.03.2018 16:01:00 | 104.903 | \$ -499.0 |
| 1795 | Buy | 23.03.2018 15:16:00 | 104.752 | 0.01 | 23.03.2018 16:56:00 | 104.997 | \$ 245.0 |
| 1794 | Buy | 23.03.2018 13:08:00 | 104.771 | 0.01 | 23.03.2018 16:56:00 | 104.997 | \$ 226.0 |
| 1793 | Buy | 23.03.2018 11:25:00 | 104.85 | 0.01 | 23.03.2018 16:56:00 | 104.997 | \$ 147.0 |
| 1792 | Buy | 23.03.2018 09:45:00 | 104.867 | 0.01 | 23.03.2018 16:56:00 | 104.997 | \$ 130.0 |
| 1791 | Buy | 23.03.2018 07:13:00 | 105.168 | 0.01 | 23.03.2018 16:56:00 | 104.997 | \$ -171.0 |
| 1790 | Buy | 23.03.2018 04:45:00 | 105.442 | 0.01 | 23.03.2018 16:56:00 | 104.997 | \$ -445.0 |
| 2084 | Buy | 23.03.2018 15:16:00 | 104.752 | 0.02 | 23.03.2018 16:56:00 | 105.023 | \$ 542.0 |
| 2083 | Buy | 23.03.2018 13:08:00 | 104.759 | 0.01 | 23.03.2018 16:56:00 | 105.023 | \$ 264.0 |
| 2082 | Buy | 23.03.2018 13:00:00 | 104.781 | 0.02 | 23.03.2018 16:56:00 | 105.023 | \$ 484.0 |
| 2081 | Buy | 23.03.2018 11:25:00 | 104.85 | 0.01 | 23.03.2018 16:56:00 | 105.023 | \$ 173.0 |
| 2080 | Buy | 23.03.2018 09:45:00 | 104.867 | 0.01 | 23.03.2018 16:56:00 | 105.023 | \$ 156.0 |
| 2079 | Buy | 23.03.2018 07:13:00 | 105.168 | 0.01 | 23.03.2018 16:56:00 | 105.023 | \$ -145.0 |
| 2078 | Buy | 23.03.2018 04:48:00 | 105.41 | 0.01 | 23.03.2018 16:56:00 | 105.023 | \$ -387.0 |

| | | | | | | | |
|------|------|---------------------|---------|------|---------------------|---------|-------------|
| 2077 | Buy | 23.03.2018 04:45:00 | 105.442 | 0.02 | 23.03.2018 16:56:00 | 105.023 | \$ -838.0 |
| 1796 | Buy | 23.03.2018 17:48:00 | 104.923 | 0.01 | 23.03.2018 18:19:00 | 104.944 | \$ 21.0 |
| 2085 | Buy | 23.03.2018 17:48:00 | 104.923 | 0.02 | 23.03.2018 18:19:00 | 104.944 | \$ 42.0 |
| 2464 | Sell | 23.03.2018 21:32:00 | 105.215 | 0.03 | 23.03.2018 21:42:00 | 105.188 | \$ 81.0 |
| 2465 | Buy | 24.03.2018 00:59:00 | 104.851 | 0.01 | 24.03.2018 01:00:00 | 104.876 | \$ 25.0 |
| 2466 | Buy | 24.03.2018 02:45:00 | 104.931 | 0.01 | 24.03.2018 02:48:00 | 104.957 | \$ 26.0 |
| 1797 | Buy | 24.03.2018 04:00:00 | 104.816 | 0.01 | 24.03.2018 04:15:00 | 104.839 | \$ 23.0 |
| 2086 | Buy | 24.03.2018 04:00:00 | 104.816 | 0.01 | 24.03.2018 04:15:00 | 104.839 | \$ 23.0 |
| 2467 | Buy | 24.03.2018 04:26:00 | 104.779 | 0.01 | 24.03.2018 04:29:00 | 104.804 | \$ 25.0 |
| 1798 | Buy | 24.03.2018 05:51:00 | 104.783 | 0.01 | 26.03.2018 07:20:00 | 104.805 | \$ 25.97 |
| 2087 | Buy | 24.03.2018 05:51:00 | 104.783 | 0.01 | 26.03.2018 07:20:00 | 104.805 | \$ 25.97 |
| 2468 | Buy | 26.03.2018 07:40:00 | 104.75 | 0.01 | 26.03.2018 08:01:00 | 104.776 | \$ 26.0 |
| 1799 | Buy | 26.03.2018 09:33:00 | 104.758 | 0.01 | 26.03.2018 09:38:00 | 104.778 | \$ 20.0 |
| 2088 | Buy | 26.03.2018 09:33:00 | 104.758 | 0.02 | 26.03.2018 09:38:00 | 104.778 | \$ 40.0 |
| 2469 | Buy | 26.03.2018 09:33:00 | 104.758 | 0.03 | 26.03.2018 09:38:00 | 104.783 | \$ 75.0 |
| 2470 | Sell | 26.03.2018 15:03:00 | 105.052 | 0.03 | 26.03.2018 15:06:00 | 105.025 | \$ 81.0 |
| 1800 | Sell | 26.03.2018 21:20:00 | 105.169 | 0.01 | 26.03.2018 22:00:00 | 105.148 | \$ 21.0 |
| 2089 | Sell | 26.03.2018 21:20:00 | 105.169 | 0.01 | 26.03.2018 22:00:00 | 105.148 | \$ 21.0 |
| 2472 | Sell | 26.03.2018 21:20:00 | 105.169 | 0.03 | 26.03.2018 23:44:00 | 105.094 | \$ 225.0 |
| 2471 | Sell | 26.03.2018 18:46:00 | 105.072 | 0.03 | 26.03.2018 23:44:00 | 105.094 | \$ -66.0 |
| 1801 | Sell | 27.03.2018 04:04:00 | 105.313 | 0.01 | 27.03.2018 04:05:00 | 105.292 | \$ 21.0 |
| 2090 | Sell | 27.03.2018 04:04:00 | 105.313 | 0.01 | 27.03.2018 04:05:00 | 105.292 | \$ 21.0 |
| 1802 | Sell | 27.03.2018 07:11:00 | 105.545 | 0.01 | 27.03.2018 07:17:00 | 105.523 | \$ 22.0 |
| 2091 | Sell | 27.03.2018 07:11:00 | 105.545 | 0.01 | 27.03.2018 07:17:00 | 105.523 | \$ 22.0 |
| 1803 | Sell | 27.03.2018 09:45:00 | 105.562 | 0.01 | 27.03.2018 16:31:00 | 105.538 | \$ 24.0 |
| 2092 | Sell | 27.03.2018 09:45:00 | 105.562 | 0.01 | 27.03.2018 16:31:00 | 105.538 | \$ 24.0 |
| 1804 | Sell | 27.03.2018 18:09:00 | 105.619 | 0.01 | 27.03.2018 18:16:00 | 105.595 | \$ 24.0 |
| 2093 | Sell | 27.03.2018 18:09:00 | 105.619 | 0.02 | 27.03.2018 18:16:00 | 105.595 | \$ 48.0 |
| 2094 | Sell | 27.03.2018 19:00:00 | 105.698 | 0.01 | 27.03.2018 19:08:00 | 105.675 | \$ 23.0 |
| 2095 | Sell | 27.03.2018 21:09:00 | 105.806 | 0.01 | 27.03.2018 21:44:00 | 105.785 | \$ 21.0 |
| 1805 | Sell | 27.03.2018 20:09:00 | 105.743 | 0.01 | 27.03.2018 22:07:00 | 105.721 | \$ 22.0 |
| 2097 | Sell | 27.03.2018 23:59:00 | 105.792 | 0.01 | 28.03.2018 00:00:00 | 105.749 | \$ 33.17 |
| 2096 | Sell | 27.03.2018 23:57:00 | 105.763 | 0.02 | 28.03.2018 00:00:00 | 105.749 | \$ 8.34 |
| 1806 | Sell | 27.03.2018 23:57:00 | 105.763 | 0.01 | 28.03.2018 00:01:00 | 105.743 | \$ 10.17 |
| 1807 | Sell | 28.03.2018 02:17:00 | 105.77 | 0.01 | 28.03.2018 02:24:00 | 105.748 | \$ 22.0 |
| 2098 | Sell | 28.03.2018 02:17:00 | 105.77 | 0.02 | 28.03.2018 02:24:00 | 105.748 | \$ 44.0 |
| 2481 | Sell | 28.03.2018 02:05:00 | 105.748 | 0.05 | 28.03.2018 02:56:00 | 105.634 | \$ 570.0 |
| 2480 | Sell | 27.03.2018 23:59:00 | 105.792 | 0.03 | 28.03.2018 02:56:00 | 105.634 | \$ 444.51 |
| 2479 | Sell | 27.03.2018 23:57:00 | 105.763 | 0.05 | 28.03.2018 02:56:00 | 105.634 | \$ 595.85 |
| 2478 | Sell | 27.03.2018 21:09:00 | 105.806 | 0.03 | 28.03.2018 02:56:00 | 105.634 | \$ 486.51 |
| 2477 | Sell | 27.03.2018 19:00:00 | 105.698 | 0.03 | 28.03.2018 02:56:00 | 105.634 | \$ 162.51 |
| 2476 | Sell | 27.03.2018 18:58:00 | 105.7 | 0.05 | 28.03.2018 02:56:00 | 105.634 | \$ 280.85 |
| 2475 | Sell | 27.03.2018 09:45:00 | 105.562 | 0.03 | 28.03.2018 02:56:00 | 105.634 | \$ -245.49 |
| 2474 | Sell | 27.03.2018 07:11:00 | 105.545 | 0.03 | 28.03.2018 02:56:00 | 105.634 | \$ -296.49 |
| 2473 | Sell | 27.03.2018 03:22:00 | 105.18 | 0.03 | 28.03.2018 02:56:00 | 105.634 | \$ -1391.49 |
| 1808 | Buy | 28.03.2018 05:12:00 | 105.388 | 0.01 | 28.03.2018 05:15:00 | 105.41 | \$ 22.0 |
| 2099 | Buy | 28.03.2018 05:12:00 | 105.388 | 0.01 | 28.03.2018 05:15:00 | 105.41 | \$ 22.0 |
| 2483 | Buy | 28.03.2018 05:55:00 | 105.366 | 0.01 | 28.03.2018 08:49:00 | 105.485 | \$ 119.0 |
| 2482 | Buy | 28.03.2018 04:00:00 | 105.553 | 0.01 | 28.03.2018 08:49:00 | 105.485 | \$ -68.0 |
| 2484 | Sell | 28.03.2018 15:00:00 | 105.624 | 0.03 | 28.03.2018 16:21:00 | 105.598 | \$ 78.0 |
| 1238 | Sell | 28.03.2018 20:01:00 | 105.945 | 0.02 | 28.03.2018 20:07:00 | 105.924 | \$ 42.0 |
| 1244 | Sell | 28.03.2018 21:30:00 | 106.248 | 0.02 | 28.03.2018 21:46:00 | 106.165 | \$ 166.0 |
| 1243 | Sell | 28.03.2018 21:25:00 | 106.25 | 0.02 | 28.03.2018 21:46:00 | 106.165 | \$ 170.0 |
| 1242 | Sell | 28.03.2018 21:20:00 | 106.178 | 0.02 | 28.03.2018 21:46:00 | 106.165 | \$ 26.0 |
| 1241 | Sell | 28.03.2018 21:15:00 | 106.178 | 0.02 | 28.03.2018 21:46:00 | 106.165 | \$ 26.0 |
| 1240 | Sell | 28.03.2018 21:10:00 | 106.138 | 0.02 | 28.03.2018 21:46:00 | 106.165 | \$ -54.0 |
| 1239 | Sell | 28.03.2018 21:05:00 | 106.12 | 0.02 | 28.03.2018 21:46:00 | 106.165 | \$ -90.0 |
| 1246 | Sell | 29.03.2018 01:19:00 | 106.449 | 0.02 | 29.03.2018 01:22:00 | 106.422 | \$ 54.0 |
| 1245 | Sell | 29.03.2018 01:14:00 | 106.435 | 0.02 | 29.03.2018 01:22:00 | 106.422 | \$ 26.0 |
| 1261 | Sell | 29.03.2018 03:38:00 | 106.947 | 0.02 | 29.03.2018 04:09:00 | 106.771 | \$ 352.0 |

| | | | | | | | |
|------|------|---------------------|---------|------|---------------------|---------|-------------|
| 1260 | Sell | 29.03.2018 03:28:00 | 106.928 | 0.02 | 29.03.2018 04:09:00 | 106.771 | \$ 314.0 |
| 1259 | Sell | 29.03.2018 03:23:00 | 106.917 | 0.02 | 29.03.2018 04:09:00 | 106.771 | \$ 292.0 |
| 1258 | Sell | 29.03.2018 03:18:00 | 106.868 | 0.02 | 29.03.2018 04:09:00 | 106.771 | \$ 194.0 |
| 1257 | Sell | 29.03.2018 03:13:00 | 106.818 | 0.02 | 29.03.2018 04:09:00 | 106.771 | \$ 94.0 |
| 1256 | Sell | 29.03.2018 03:08:00 | 106.811 | 0.02 | 29.03.2018 04:09:00 | 106.771 | \$ 80.0 |
| 1255 | Sell | 29.03.2018 03:03:00 | 106.816 | 0.02 | 29.03.2018 04:09:00 | 106.771 | \$ 90.0 |
| 1254 | Sell | 29.03.2018 02:58:00 | 106.829 | 0.02 | 29.03.2018 04:09:00 | 106.771 | \$ 116.0 |
| 1253 | Sell | 29.03.2018 02:53:00 | 106.823 | 0.02 | 29.03.2018 04:09:00 | 106.771 | \$ 104.0 |
| 1252 | Sell | 29.03.2018 02:48:00 | 106.82 | 0.02 | 29.03.2018 04:09:00 | 106.771 | \$ 98.0 |
| 1251 | Sell | 29.03.2018 02:43:00 | 106.685 | 0.02 | 29.03.2018 04:09:00 | 106.771 | \$ -172.0 |
| 1250 | Sell | 29.03.2018 02:38:00 | 106.667 | 0.02 | 29.03.2018 04:09:00 | 106.771 | \$ -208.0 |
| 1249 | Sell | 29.03.2018 02:33:00 | 106.662 | 0.02 | 29.03.2018 04:09:00 | 106.771 | \$ -218.0 |
| 1248 | Sell | 29.03.2018 02:28:00 | 106.676 | 0.02 | 29.03.2018 04:09:00 | 106.771 | \$ -190.0 |
| 1247 | Sell | 29.03.2018 02:23:00 | 106.605 | 0.02 | 29.03.2018 04:09:00 | 106.771 | \$ -332.0 |
| 2106 | Sell | 29.03.2018 08:35:00 | 106.879 | 0.02 | 29.03.2018 14:22:00 | 106.435 | \$ 888.0 |
| 2105 | Sell | 29.03.2018 04:37:00 | 106.907 | 0.01 | 29.03.2018 14:22:00 | 106.435 | \$ 472.0 |
| 2104 | Sell | 29.03.2018 02:22:00 | 106.594 | 0.01 | 29.03.2018 14:22:00 | 106.435 | \$ 159.0 |
| 2103 | Sell | 29.03.2018 00:42:00 | 106.283 | 0.01 | 29.03.2018 14:22:00 | 106.435 | \$ -152.0 |
| 2102 | Sell | 28.03.2018 22:50:00 | 106.193 | 0.01 | 29.03.2018 14:22:00 | 106.435 | \$ -271.49 |
| 2101 | Sell | 28.03.2018 21:05:00 | 106.082 | 0.01 | 29.03.2018 14:22:00 | 106.435 | \$ -382.49 |
| 2100 | Sell | 28.03.2018 19:25:00 | 105.831 | 0.01 | 29.03.2018 14:22:00 | 106.435 | \$ -633.49 |
| 2493 | Buy | 29.03.2018 20:32:00 | 106.492 | 0.01 | 29.03.2018 20:50:00 | 106.52 | \$ 28.0 |
| 2492 | Sell | 29.03.2018 17:56:00 | 106.636 | 0.03 | 29.03.2018 22:42:00 | 106.419 | \$ 651.0 |
| 2491 | Sell | 29.03.2018 08:43:00 | 106.898 | 0.05 | 29.03.2018 22:42:00 | 106.419 | \$ 2395.0 |
| 2490 | Sell | 29.03.2018 04:37:00 | 106.907 | 0.03 | 29.03.2018 22:42:00 | 106.419 | \$ 1464.0 |
| 2489 | Sell | 29.03.2018 02:22:00 | 106.594 | 0.03 | 29.03.2018 22:42:00 | 106.419 | \$ 525.0 |
| 2488 | Sell | 29.03.2018 00:42:00 | 106.283 | 0.03 | 29.03.2018 22:42:00 | 106.419 | \$ -408.0 |
| 2487 | Sell | 28.03.2018 22:50:00 | 106.193 | 0.03 | 29.03.2018 22:42:00 | 106.419 | \$ -766.47 |
| 2486 | Sell | 28.03.2018 20:58:00 | 106.006 | 0.03 | 29.03.2018 22:42:00 | 106.419 | \$ -1327.47 |
| 2485 | Sell | 28.03.2018 19:15:00 | 105.736 | 0.03 | 29.03.2018 22:42:00 | 106.419 | \$ -2137.47 |
| 1815 | Sell | 29.03.2018 08:35:00 | 106.879 | 0.01 | 29.03.2018 22:50:00 | 106.375 | \$ 504.0 |
| 1814 | Sell | 29.03.2018 04:37:00 | 106.907 | 0.01 | 29.03.2018 22:50:00 | 106.375 | \$ 532.0 |
| 1813 | Sell | 29.03.2018 02:22:00 | 106.594 | 0.01 | 29.03.2018 22:50:00 | 106.375 | \$ 219.0 |
| 1812 | Sell | 29.03.2018 00:42:00 | 106.283 | 0.01 | 29.03.2018 22:50:00 | 106.375 | \$ -92.0 |
| 1811 | Sell | 28.03.2018 22:50:00 | 106.193 | 0.01 | 29.03.2018 22:50:00 | 106.375 | \$ -211.49 |
| 1810 | Sell | 28.03.2018 21:05:00 | 106.082 | 0.01 | 29.03.2018 22:50:00 | 106.375 | \$ -322.49 |
| 1809 | Sell | 28.03.2018 19:25:00 | 105.831 | 0.01 | 29.03.2018 22:50:00 | 106.375 | \$ -573.49 |
| 1816 | Buy | 29.03.2018 23:10:00 | 106.336 | 0.01 | 29.03.2018 23:13:00 | 106.357 | \$ 21.0 |
| 2107 | Buy | 29.03.2018 23:10:00 | 106.336 | 0.01 | 29.03.2018 23:13:00 | 106.357 | \$ 21.0 |
| 1817 | Buy | 30.03.2018 01:09:00 | 106.318 | 0.01 | 30.03.2018 01:34:00 | 106.339 | \$ 21.0 |
| 2108 | Buy | 30.03.2018 01:09:00 | 106.318 | 0.01 | 30.03.2018 01:34:00 | 106.339 | \$ 21.0 |
| 2495 | Buy | 30.03.2018 00:00:00 | 106.352 | 0.01 | 30.03.2018 02:00:00 | 106.441 | \$ 89.0 |
| 2494 | Buy | 29.03.2018 22:20:00 | 106.473 | 0.01 | 30.03.2018 02:00:00 | 106.441 | \$ -28.03 |
| 1818 | Buy | 30.03.2018 10:54:00 | 106.233 | 0.01 | 30.03.2018 12:39:00 | 106.255 | \$ 22.0 |
| 2109 | Buy | 30.03.2018 10:54:00 | 106.233 | 0.01 | 30.03.2018 12:39:00 | 106.255 | \$ 22.0 |
| 2496 | Buy | 30.03.2018 09:54:00 | 106.353 | 0.01 | 30.03.2018 12:45:00 | 106.378 | \$ 25.0 |
| 2111 | Buy | 30.03.2018 14:11:00 | 106.218 | 0.01 | 30.03.2018 15:05:00 | 106.283 | \$ 65.0 |
| 2110 | Buy | 30.03.2018 13:55:00 | 106.283 | 0.02 | 30.03.2018 15:05:00 | 106.283 | \$ 0.0 |
| 1819 | Buy | 30.03.2018 13:55:00 | 106.283 | 0.01 | 30.03.2018 15:06:00 | 106.304 | \$ 21.0 |
| 2498 | Buy | 30.03.2018 14:11:00 | 106.218 | 0.01 | 30.03.2018 15:06:00 | 106.293 | \$ 75.0 |
| 2497 | Buy | 30.03.2018 13:55:00 | 106.283 | 0.03 | 30.03.2018 15:06:00 | 106.293 | \$ 30.0 |
| 1820 | Buy | 30.03.2018 15:35:00 | 106.193 | 0.01 | 30.03.2018 17:37:00 | 106.214 | \$ 21.0 |
| 1821 | Buy | 30.03.2018 18:12:00 | 106.143 | 0.01 | 30.03.2018 18:31:00 | 106.165 | \$ 22.0 |
| 2113 | Buy | 30.03.2018 18:12:00 | 106.152 | 0.02 | 30.03.2018 18:31:00 | 106.17 | \$ 36.0 |
| 2112 | Buy | 30.03.2018 18:12:00 | 106.143 | 0.01 | 30.03.2018 18:31:00 | 106.17 | \$ 27.0 |
| 2500 | Buy | 30.03.2018 18:12:00 | 106.152 | 0.03 | 30.03.2018 18:40:00 | 106.175 | \$ 69.0 |
| 2499 | Buy | 30.03.2018 18:12:00 | 106.143 | 0.01 | 30.03.2018 18:40:00 | 106.175 | \$ 32.0 |
| 2501 | Sell | 02.04.2018 07:02:00 | 106.327 | 0.03 | 02.04.2018 08:32:00 | 106.301 | \$ 78.0 |
| 2502 | Sell | 02.04.2018 10:25:00 | 106.33 | 0.03 | 02.04.2018 10:32:00 | 106.304 | \$ 78.0 |
| 2503 | Sell | 02.04.2018 21:56:00 | 106.409 | 0.03 | 02.04.2018 22:27:00 | 106.382 | \$ 81.0 |

| | | | | | | | |
|------|------|---------------------|---------|------|---------------------|---------|------------|
| 1822 | Buy | 03.04.2018 00:38:00 | 105.978 | 0.01 | 03.04.2018 00:41:00 | 106.0 | \$ 22.0 |
| 2114 | Buy | 03.04.2018 00:38:00 | 105.978 | 0.01 | 03.04.2018 00:41:00 | 106.0 | \$ 22.0 |
| 2118 | Buy | 03.04.2018 09:24:00 | 105.746 | 0.01 | 03.04.2018 10:02:00 | 105.855 | \$ 109.0 |
| 2117 | Buy | 03.04.2018 08:35:00 | 105.789 | 0.02 | 03.04.2018 10:02:00 | 105.855 | \$ 132.0 |
| 2116 | Buy | 03.04.2018 06:06:00 | 105.846 | 0.02 | 03.04.2018 10:02:00 | 105.855 | \$ 18.0 |
| 2115 | Buy | 03.04.2018 02:20:00 | 105.985 | 0.01 | 03.04.2018 10:02:00 | 105.855 | \$ -130.0 |
| 1825 | Buy | 03.04.2018 08:35:00 | 105.789 | 0.01 | 03.04.2018 10:18:00 | 105.895 | \$ 106.0 |
| 1824 | Buy | 03.04.2018 06:06:00 | 105.846 | 0.01 | 03.04.2018 10:18:00 | 105.895 | \$ 49.0 |
| 1823 | Buy | 03.04.2018 02:20:00 | 105.985 | 0.01 | 03.04.2018 10:18:00 | 105.895 | \$ -90.0 |
| 2508 | Buy | 03.04.2018 09:24:00 | 105.746 | 0.01 | 03.04.2018 10:19:00 | 105.903 | \$ 157.0 |
| 2507 | Buy | 03.04.2018 08:35:00 | 105.789 | 0.03 | 03.04.2018 10:19:00 | 105.903 | \$ 342.0 |
| 2506 | Buy | 03.04.2018 06:06:00 | 105.846 | 0.03 | 03.04.2018 10:19:00 | 105.903 | \$ 171.0 |
| 2505 | Buy | 03.04.2018 02:00:00 | 106.033 | 0.01 | 03.04.2018 10:19:00 | 105.903 | \$ -130.0 |
| 2504 | Buy | 03.04.2018 00:01:00 | 106.217 | 0.01 | 03.04.2018 10:19:00 | 105.903 | \$ -314.0 |
| 2509 | Sell | 03.04.2018 16:32:00 | 106.084 | 0.03 | 03.04.2018 16:36:00 | 106.059 | \$ 75.0 |
| 1826 | Sell | 03.04.2018 18:45:00 | 106.202 | 0.01 | 03.04.2018 18:53:00 | 106.179 | \$ 23.0 |
| 2119 | Sell | 03.04.2018 18:45:00 | 106.202 | 0.01 | 03.04.2018 18:53:00 | 106.179 | \$ 23.0 |
| 1827 | Sell | 03.04.2018 21:05:00 | 106.283 | 0.01 | 03.04.2018 21:10:00 | 106.261 | \$ 22.0 |
| 2120 | Sell | 03.04.2018 21:05:00 | 106.283 | 0.01 | 03.04.2018 21:10:00 | 106.261 | \$ 22.0 |
| 1267 | Sell | 03.04.2018 22:49:00 | 106.536 | 0.02 | 03.04.2018 22:55:00 | 106.492 | \$ 88.0 |
| 1266 | Sell | 03.04.2018 22:42:00 | 106.543 | 0.02 | 03.04.2018 22:55:00 | 106.492 | \$ 102.0 |
| 1265 | Sell | 03.04.2018 22:37:00 | 106.515 | 0.02 | 03.04.2018 22:55:00 | 106.492 | \$ 46.0 |
| 1264 | Sell | 03.04.2018 22:32:00 | 106.534 | 0.02 | 03.04.2018 22:55:00 | 106.492 | \$ 84.0 |
| 1263 | Sell | 03.04.2018 22:27:00 | 106.48 | 0.02 | 03.04.2018 22:55:00 | 106.492 | \$ -24.0 |
| 1262 | Sell | 03.04.2018 22:22:00 | 106.469 | 0.02 | 03.04.2018 22:55:00 | 106.492 | \$ -46.0 |
| 1828 | Sell | 03.04.2018 23:30:00 | 106.489 | 0.01 | 04.04.2018 00:52:00 | 106.469 | \$ 10.17 |
| 2121 | Sell | 03.04.2018 23:30:00 | 106.489 | 0.01 | 04.04.2018 00:52:00 | 106.469 | \$ 10.17 |
| 1829 | Sell | 04.04.2018 02:25:00 | 106.5 | 0.01 | 04.04.2018 03:32:00 | 106.477 | \$ 23.0 |
| 2122 | Sell | 04.04.2018 02:25:00 | 106.5 | 0.02 | 04.04.2018 03:32:00 | 106.477 | \$ 46.0 |
| 1830 | Sell | 04.04.2018 04:05:00 | 106.613 | 0.01 | 04.04.2018 04:13:00 | 106.591 | \$ 22.0 |
| 2124 | Sell | 04.04.2018 04:12:00 | 106.587 | 0.02 | 04.04.2018 04:13:00 | 106.559 | \$ 56.0 |
| 2123 | Sell | 04.04.2018 03:57:00 | 106.566 | 0.01 | 04.04.2018 04:13:00 | 106.559 | \$ 7.0 |
| 2515 | Sell | 04.04.2018 04:12:00 | 106.587 | 0.05 | 04.04.2018 09:03:00 | 106.425 | \$ 810.0 |
| 2514 | Sell | 04.04.2018 03:57:00 | 106.566 | 0.03 | 04.04.2018 09:03:00 | 106.425 | \$ 423.0 |
| 2513 | Sell | 04.04.2018 02:25:00 | 106.5 | 0.05 | 04.04.2018 09:03:00 | 106.425 | \$ 375.0 |
| 2512 | Sell | 03.04.2018 23:30:00 | 106.489 | 0.03 | 04.04.2018 09:03:00 | 106.425 | \$ 162.51 |
| 2511 | Sell | 03.04.2018 21:05:00 | 106.283 | 0.03 | 04.04.2018 09:03:00 | 106.425 | \$ -455.49 |
| 2510 | Sell | 03.04.2018 18:38:00 | 106.165 | 0.03 | 04.04.2018 09:03:00 | 106.425 | \$ -809.49 |
| 1831 | Sell | 04.04.2018 09:40:00 | 106.543 | 0.01 | 04.04.2018 09:54:00 | 106.52 | \$ 23.0 |
| 2125 | Sell | 04.04.2018 09:40:00 | 106.543 | 0.02 | 04.04.2018 09:54:00 | 106.52 | \$ 46.0 |
| 2516 | Sell | 04.04.2018 15:25:00 | 106.605 | 0.03 | 04.04.2018 15:33:00 | 106.576 | \$ 87.0 |
| 1832 | Sell | 04.04.2018 16:00:00 | 106.654 | 0.01 | 04.04.2018 16:00:00 | 106.633 | \$ 21.0 |
| 2126 | Sell | 04.04.2018 16:00:00 | 106.654 | 0.01 | 04.04.2018 16:00:00 | 106.633 | \$ 21.0 |
| 1834 | Buy | 04.04.2018 19:13:00 | 106.101 | 0.01 | 04.04.2018 20:05:00 | 106.175 | \$ 74.0 |
| 1833 | Buy | 04.04.2018 17:00:00 | 106.203 | 0.01 | 04.04.2018 20:05:00 | 106.175 | \$ -28.0 |
| 2128 | Buy | 04.04.2018 19:13:00 | 106.101 | 0.01 | 04.04.2018 20:05:00 | 106.175 | \$ 74.0 |
| 2127 | Buy | 04.04.2018 17:00:00 | 106.203 | 0.01 | 04.04.2018 20:05:00 | 106.175 | \$ -28.0 |
| 2518 | Buy | 04.04.2018 19:13:00 | 106.101 | 0.01 | 04.04.2018 20:25:00 | 106.197 | \$ 96.0 |
| 2517 | Buy | 04.04.2018 16:55:00 | 106.241 | 0.01 | 04.04.2018 20:25:00 | 106.197 | \$ -44.0 |
| 2519 | Sell | 05.04.2018 00:00:00 | 106.55 | 0.03 | 05.04.2018 00:04:00 | 106.522 | \$ 84.0 |
| 1835 | Sell | 05.04.2018 01:08:00 | 106.615 | 0.01 | 05.04.2018 01:53:00 | 106.593 | \$ 22.0 |
| 2129 | Sell | 05.04.2018 01:08:00 | 106.615 | 0.01 | 05.04.2018 01:53:00 | 106.593 | \$ 22.0 |
| 1268 | Sell | 05.04.2018 03:30:00 | 106.77 | 0.02 | 05.04.2018 03:34:00 | 106.749 | \$ 42.0 |
| 2131 | Sell | 05.04.2018 09:02:00 | 106.827 | 0.02 | 05.04.2018 09:51:00 | 106.737 | \$ 180.0 |
| 2130 | Sell | 05.04.2018 03:10:00 | 106.617 | 0.01 | 05.04.2018 09:51:00 | 106.737 | \$ -120.0 |
| 2133 | Sell | 05.04.2018 13:23:00 | 107.008 | 0.02 | 05.04.2018 13:35:00 | 106.943 | \$ 130.0 |
| 2132 | Sell | 05.04.2018 10:29:00 | 106.879 | 0.01 | 05.04.2018 13:35:00 | 106.943 | \$ -64.0 |
| 2136 | Sell | 05.04.2018 17:54:00 | 107.137 | 0.01 | 05.04.2018 18:32:00 | 107.055 | \$ 82.0 |
| 2135 | Sell | 05.04.2018 15:42:00 | 107.073 | 0.01 | 05.04.2018 18:32:00 | 107.055 | \$ 18.0 |
| 2134 | Sell | 05.04.2018 15:36:00 | 107.047 | 0.02 | 05.04.2018 18:32:00 | 107.055 | \$ -16.0 |

| | | | | | | | |
|------|------|---------------------|---------|------|---------------------|---------|-------------|
| 2137 | Sell | 05.04.2018 20:35:00 | 107.081 | 0.02 | 05.04.2018 20:49:00 | 107.059 | \$ 44.0 |
| 1275 | Sell | 06.04.2018 00:09:00 | 107.434 | 0.02 | 06.04.2018 01:19:00 | 107.383 | \$ 102.0 |
| 1274 | Sell | 06.04.2018 00:04:00 | 107.423 | 0.02 | 06.04.2018 01:19:00 | 107.383 | \$ 80.0 |
| 1273 | Sell | 05.04.2018 23:59:00 | 107.456 | 0.02 | 06.04.2018 01:19:00 | 107.383 | \$ 126.34 |
| 1272 | Sell | 05.04.2018 23:54:00 | 107.448 | 0.02 | 06.04.2018 01:19:00 | 107.383 | \$ 110.34 |
| 1271 | Sell | 05.04.2018 23:49:00 | 107.38 | 0.02 | 06.04.2018 01:19:00 | 107.383 | \$ -25.66 |
| 1270 | Sell | 05.04.2018 23:44:00 | 107.362 | 0.02 | 06.04.2018 01:19:00 | 107.383 | \$ -61.66 |
| 1269 | Sell | 05.04.2018 23:39:00 | 107.324 | 0.02 | 06.04.2018 01:19:00 | 107.383 | \$ -137.66 |
| 2139 | Sell | 06.04.2018 04:51:00 | 107.475 | 0.02 | 06.04.2018 07:49:00 | 107.342 | \$ 266.0 |
| 2138 | Sell | 05.04.2018 23:00:00 | 107.145 | 0.01 | 06.04.2018 07:49:00 | 107.342 | \$ -206.83 |
| 2529 | Sell | 06.04.2018 04:51:00 | 107.475 | 0.05 | 06.04.2018 10:16:00 | 107.016 | \$ 2295.0 |
| 2528 | Sell | 05.04.2018 23:00:00 | 107.145 | 0.03 | 06.04.2018 10:16:00 | 107.016 | \$ 357.51 |
| 2527 | Sell | 05.04.2018 20:35:00 | 107.081 | 0.05 | 06.04.2018 10:16:00 | 107.016 | \$ 275.85 |
| 2526 | Sell | 05.04.2018 17:54:00 | 107.137 | 0.03 | 06.04.2018 10:16:00 | 107.016 | \$ 333.51 |
| 2525 | Sell | 05.04.2018 15:42:00 | 107.073 | 0.03 | 06.04.2018 10:16:00 | 107.016 | \$ 141.51 |
| 2524 | Sell | 05.04.2018 15:36:00 | 107.047 | 0.05 | 06.04.2018 10:16:00 | 107.016 | \$ 105.85 |
| 2523 | Sell | 05.04.2018 13:23:00 | 107.008 | 0.05 | 06.04.2018 10:16:00 | 107.016 | \$ -89.15 |
| 2522 | Sell | 05.04.2018 10:29:00 | 106.879 | 0.03 | 06.04.2018 10:16:00 | 107.016 | \$ -440.49 |
| 2521 | Sell | 05.04.2018 09:02:00 | 106.827 | 0.05 | 06.04.2018 10:16:00 | 107.016 | \$ -994.15 |
| 2520 | Sell | 05.04.2018 03:10:00 | 106.617 | 0.03 | 06.04.2018 10:16:00 | 107.016 | \$ -1226.49 |
| 2530 | Buy | 06.04.2018 10:06:00 | 107.093 | 0.01 | 06.04.2018 10:29:00 | 107.119 | \$ 26.0 |
| 2531 | Sell | 06.04.2018 13:24:00 | 107.351 | 0.03 | 06.04.2018 14:26:00 | 107.325 | \$ 78.0 |
| 2532 | Sell | 06.04.2018 15:20:00 | 107.37 | 0.03 | 06.04.2018 15:28:00 | 107.345 | \$ 75.0 |
| 2533 | Buy | 06.04.2018 21:34:00 | 107.147 | 0.01 | 06.04.2018 21:35:00 | 107.173 | \$ 26.0 |
| 1844 | Sell | 06.04.2018 04:51:00 | 107.475 | 0.01 | 06.04.2018 22:28:00 | 107.007 | \$ 468.0 |
| 1843 | Sell | 05.04.2018 23:00:00 | 107.145 | 0.01 | 06.04.2018 22:28:00 | 107.007 | \$ 128.17 |
| 1842 | Sell | 05.04.2018 20:35:00 | 107.081 | 0.01 | 06.04.2018 22:28:00 | 107.007 | \$ 64.17 |
| 1841 | Sell | 05.04.2018 17:54:00 | 107.137 | 0.01 | 06.04.2018 22:28:00 | 107.007 | \$ 120.17 |
| 1840 | Sell | 05.04.2018 15:36:00 | 107.047 | 0.01 | 06.04.2018 22:28:00 | 107.007 | \$ 30.17 |
| 1839 | Sell | 05.04.2018 13:23:00 | 107.008 | 0.01 | 06.04.2018 22:28:00 | 107.007 | \$ -8.83 |
| 1838 | Sell | 05.04.2018 10:49:00 | 106.924 | 0.01 | 06.04.2018 22:28:00 | 107.007 | \$ -92.83 |
| 1837 | Sell | 05.04.2018 09:02:00 | 106.827 | 0.01 | 06.04.2018 22:28:00 | 107.007 | \$ -189.83 |
| 1836 | Sell | 05.04.2018 03:10:00 | 106.617 | 0.01 | 06.04.2018 22:28:00 | 107.007 | \$ -399.83 |
| 2534 | Buy | 06.04.2018 23:16:00 | 107.15 | 0.01 | 06.04.2018 23:18:00 | 107.177 | \$ 27.0 |
| 1845 | Buy | 07.04.2018 00:03:00 | 107.053 | 0.01 | 07.04.2018 00:13:00 | 107.074 | \$ 21.0 |
| 2140 | Buy | 07.04.2018 00:03:00 | 107.053 | 0.01 | 07.04.2018 00:13:00 | 107.074 | \$ 21.0 |
| 2535 | Buy | 07.04.2018 01:22:00 | 107.019 | 0.01 | 07.04.2018 01:27:00 | 107.045 | \$ 26.0 |
| 2536 | Buy | 07.04.2018 03:02:00 | 106.884 | 0.01 | 07.04.2018 03:21:00 | 106.911 | \$ 27.0 |
| 2537 | Buy | 09.04.2018 08:00:00 | 106.914 | 0.03 | 09.04.2018 08:30:00 | 106.94 | \$ 78.0 |
| 2142 | Buy | 09.04.2018 08:00:00 | 106.914 | 0.02 | 09.04.2018 08:41:00 | 106.974 | \$ 120.0 |
| 2141 | Buy | 07.04.2018 02:41:00 | 107.033 | 0.01 | 09.04.2018 08:41:00 | 106.974 | \$ -55.03 |
| 1847 | Buy | 09.04.2018 08:00:00 | 106.914 | 0.01 | 09.04.2018 08:43:00 | 106.994 | \$ 80.0 |
| 1846 | Buy | 07.04.2018 02:41:00 | 107.033 | 0.01 | 09.04.2018 08:43:00 | 106.994 | \$ -35.03 |
| 1848 | Buy | 09.04.2018 09:40:00 | 106.916 | 0.01 | 09.04.2018 09:43:00 | 106.937 | \$ 21.0 |
| 2143 | Buy | 09.04.2018 09:40:00 | 106.916 | 0.02 | 09.04.2018 09:43:00 | 106.937 | \$ 42.0 |
| 2538 | Buy | 09.04.2018 10:02:00 | 106.872 | 0.03 | 09.04.2018 10:14:00 | 106.897 | \$ 75.0 |
| 2539 | Sell | 09.04.2018 16:30:00 | 107.112 | 0.03 | 09.04.2018 16:41:00 | 107.086 | \$ 78.0 |
| 2540 | Sell | 09.04.2018 18:35:00 | 107.147 | 0.03 | 09.04.2018 19:36:00 | 107.122 | \$ 75.0 |
| 2541 | Buy | 09.04.2018 22:05:00 | 106.956 | 0.01 | 09.04.2018 22:33:00 | 106.983 | \$ 27.0 |
| 1850 | Buy | 10.04.2018 09:06:00 | 106.701 | 0.01 | 10.04.2018 10:12:00 | 106.775 | \$ 74.0 |
| 1849 | Buy | 10.04.2018 03:41:00 | 106.806 | 0.01 | 10.04.2018 10:12:00 | 106.775 | \$ -31.0 |
| 2145 | Buy | 10.04.2018 09:06:00 | 106.696 | 0.01 | 10.04.2018 10:12:00 | 106.773 | \$ 77.0 |
| 2144 | Buy | 10.04.2018 03:41:00 | 106.806 | 0.01 | 10.04.2018 10:12:00 | 106.773 | \$ -33.0 |
| 2545 | Buy | 10.04.2018 09:06:00 | 106.693 | 0.01 | 10.04.2018 10:26:00 | 106.824 | \$ 131.0 |
| 2544 | Buy | 10.04.2018 05:02:00 | 106.671 | 0.01 | 10.04.2018 10:26:00 | 106.824 | \$ 153.0 |
| 2543 | Buy | 10.04.2018 03:22:00 | 106.864 | 0.01 | 10.04.2018 10:26:00 | 106.824 | \$ -40.0 |
| 2542 | Buy | 10.04.2018 01:38:00 | 106.957 | 0.01 | 10.04.2018 10:26:00 | 106.824 | \$ -133.0 |
| 2546 | Sell | 10.04.2018 11:18:00 | 107.117 | 0.03 | 10.04.2018 12:34:00 | 107.091 | \$ 78.0 |
| 1851 | Sell | 10.04.2018 14:32:00 | 107.177 | 0.01 | 10.04.2018 14:43:00 | 107.155 | \$ 22.0 |
| 2146 | Sell | 10.04.2018 14:32:00 | 107.177 | 0.01 | 10.04.2018 14:43:00 | 107.155 | \$ 22.0 |

| | | | | | | | |
|------|------|---------------------|---------|------|---------------------|---------|------------|
| 2547 | Sell | 10.04.2018 14:32:00 | 107.177 | 0.03 | 10.04.2018 14:48:00 | 107.152 | \$ 75.0 |
| 2548 | Sell | 10.04.2018 21:37:00 | 107.097 | 0.03 | 10.04.2018 22:07:00 | 107.07 | \$ 81.0 |
| 1852 | Sell | 11.04.2018 00:22:00 | 107.23 | 0.01 | 11.04.2018 01:25:00 | 107.207 | \$ 23.0 |
| 2147 | Sell | 11.04.2018 00:22:00 | 107.23 | 0.01 | 11.04.2018 01:25:00 | 107.207 | \$ 23.0 |
| 1853 | Sell | 11.04.2018 02:55:00 | 107.27 | 0.01 | 11.04.2018 03:40:00 | 107.249 | \$ 21.0 |
| 2148 | Sell | 11.04.2018 02:55:00 | 107.27 | 0.01 | 11.04.2018 03:40:00 | 107.249 | \$ 21.0 |
| 2551 | Sell | 11.04.2018 02:55:00 | 107.27 | 0.03 | 11.04.2018 08:53:00 | 107.111 | \$ 477.0 |
| 2550 | Sell | 10.04.2018 23:33:00 | 107.106 | 0.03 | 11.04.2018 08:53:00 | 107.111 | \$ -44.49 |
| 2549 | Sell | 10.04.2018 23:31:00 | 107.08 | 0.05 | 11.04.2018 08:53:00 | 107.111 | \$ -204.15 |
| 2552 | Buy | 11.04.2018 09:45:00 | 106.996 | 0.01 | 11.04.2018 09:49:00 | 107.021 | \$ 25.0 |
| 2553 | Buy | 11.04.2018 12:49:00 | 107.071 | 0.01 | 11.04.2018 14:30:00 | 107.096 | \$ 25.0 |
| 2554 | Buy | 11.04.2018 16:12:00 | 107.0 | 0.01 | 11.04.2018 16:16:00 | 107.026 | \$ 26.0 |
| 1854 | Buy | 11.04.2018 19:20:00 | 106.938 | 0.01 | 11.04.2018 19:37:00 | 106.96 | \$ 22.0 |
| 2149 | Buy | 11.04.2018 19:20:00 | 106.938 | 0.01 | 11.04.2018 19:37:00 | 106.96 | \$ 22.0 |
| 2555 | Buy | 11.04.2018 19:20:00 | 106.943 | 0.01 | 11.04.2018 19:39:00 | 106.969 | \$ 26.0 |
| 1855 | Buy | 11.04.2018 21:35:00 | 106.752 | 0.01 | 11.04.2018 21:48:00 | 106.773 | \$ 21.0 |
| 2150 | Buy | 11.04.2018 21:35:00 | 106.752 | 0.01 | 11.04.2018 21:48:00 | 106.773 | \$ 21.0 |
| 2556 | Buy | 11.04.2018 21:35:00 | 106.752 | 0.01 | 11.04.2018 21:48:00 | 106.778 | \$ 26.0 |
| 1856 | Buy | 11.04.2018 23:15:00 | 106.85 | 0.01 | 11.04.2018 23:23:00 | 106.871 | \$ 21.0 |
| 2151 | Buy | 11.04.2018 23:15:00 | 106.85 | 0.02 | 11.04.2018 23:23:00 | 106.871 | \$ 42.0 |
| 2557 | Buy | 11.04.2018 23:49:00 | 106.776 | 0.01 | 12.04.2018 00:57:00 | 106.803 | \$ 38.91 |
| 2152 | Buy | 11.04.2018 23:49:00 | 106.819 | 0.01 | 12.04.2018 01:03:00 | 106.842 | \$ 34.91 |
| 2559 | Buy | 12.04.2018 09:13:00 | 106.772 | 0.01 | 12.04.2018 09:39:00 | 106.806 | \$ 34.0 |
| 2558 | Buy | 12.04.2018 09:13:00 | 106.78 | 0.03 | 12.04.2018 09:39:00 | 106.806 | \$ 78.0 |
| 2560 | Sell | 12.04.2018 14:03:00 | 106.967 | 0.03 | 12.04.2018 14:35:00 | 106.941 | \$ 78.0 |
| 1857 | Sell | 12.04.2018 20:10:00 | 107.181 | 0.01 | 12.04.2018 20:15:00 | 107.16 | \$ 21.0 |
| 2153 | Sell | 12.04.2018 20:10:00 | 107.181 | 0.01 | 12.04.2018 20:15:00 | 107.16 | \$ 21.0 |
| 1858 | Sell | 12.04.2018 22:01:00 | 107.228 | 0.01 | 12.04.2018 22:05:00 | 107.205 | \$ 23.0 |
| 2154 | Sell | 12.04.2018 22:01:00 | 107.228 | 0.01 | 12.04.2018 22:05:00 | 107.205 | \$ 23.0 |
| 1276 | Sell | 12.04.2018 22:27:00 | 107.391 | 0.02 | 12.04.2018 22:31:00 | 107.371 | \$ 40.0 |
| 1278 | Sell | 12.04.2018 22:39:00 | 107.418 | 0.02 | 12.04.2018 22:41:00 | 107.39 | \$ 56.0 |
| 1277 | Sell | 12.04.2018 22:34:00 | 107.405 | 0.02 | 12.04.2018 22:41:00 | 107.39 | \$ 30.0 |
| 1859 | Sell | 13.04.2018 00:25:00 | 107.401 | 0.01 | 13.04.2018 00:27:00 | 107.38 | \$ 21.0 |
| 2155 | Sell | 13.04.2018 00:25:00 | 107.401 | 0.01 | 13.04.2018 00:27:00 | 107.38 | \$ 21.0 |
| 2564 | Sell | 13.04.2018 00:25:00 | 107.401 | 0.03 | 13.04.2018 02:09:00 | 107.215 | \$ 558.0 |
| 2563 | Sell | 12.04.2018 22:40:00 | 107.391 | 0.03 | 13.04.2018 02:09:00 | 107.215 | \$ 498.51 |
| 2562 | Sell | 12.04.2018 21:00:00 | 107.174 | 0.03 | 13.04.2018 02:09:00 | 107.215 | \$ -152.49 |
| 2561 | Sell | 12.04.2018 19:20:00 | 107.004 | 0.03 | 13.04.2018 02:09:00 | 107.215 | \$ -662.49 |
| 2157 | Sell | 13.04.2018 05:51:00 | 107.335 | 0.01 | 13.04.2018 06:55:00 | 107.3 | \$ 35.0 |
| 2156 | Sell | 13.04.2018 05:47:00 | 107.313 | 0.02 | 13.04.2018 06:55:00 | 107.3 | \$ 26.0 |
| 2566 | Sell | 13.04.2018 05:51:00 | 107.335 | 0.03 | 13.04.2018 06:55:00 | 107.299 | \$ 108.0 |
| 2565 | Sell | 13.04.2018 05:47:00 | 107.318 | 0.05 | 13.04.2018 06:55:00 | 107.299 | \$ 95.0 |
| 1860 | Sell | 13.04.2018 05:47:00 | 107.313 | 0.01 | 13.04.2018 07:34:00 | 107.292 | \$ 21.0 |
| 1861 | Sell | 13.04.2018 09:40:00 | 107.353 | 0.01 | 13.04.2018 09:48:00 | 107.331 | \$ 22.0 |
| 2158 | Sell | 13.04.2018 09:40:00 | 107.353 | 0.02 | 13.04.2018 09:48:00 | 107.331 | \$ 44.0 |
| 2567 | Sell | 13.04.2018 09:40:00 | 107.353 | 0.05 | 13.04.2018 10:00:00 | 107.326 | \$ 135.0 |
| 2159 | Sell | 13.04.2018 10:13:00 | 107.398 | 0.01 | 13.04.2018 11:12:00 | 107.375 | \$ 23.0 |
| 2568 | Sell | 13.04.2018 10:13:00 | 107.398 | 0.03 | 13.04.2018 11:12:00 | 107.371 | \$ 81.0 |
| 1865 | Sell | 13.04.2018 22:04:00 | 107.748 | 0.01 | 13.04.2018 23:00:00 | 107.608 | \$ 140.0 |
| 1864 | Sell | 13.04.2018 19:56:00 | 107.658 | 0.01 | 13.04.2018 23:00:00 | 107.608 | \$ 50.0 |
| 1863 | Sell | 13.04.2018 16:20:00 | 107.666 | 0.01 | 13.04.2018 23:00:00 | 107.608 | \$ 58.0 |
| 1862 | Sell | 13.04.2018 14:21:00 | 107.444 | 0.01 | 13.04.2018 23:00:00 | 107.608 | \$ -164.0 |
| 2163 | Sell | 13.04.2018 19:59:00 | 107.675 | 0.01 | 13.04.2018 23:05:00 | 107.6 | \$ 75.0 |
| 2162 | Sell | 13.04.2018 19:56:00 | 107.658 | 0.02 | 13.04.2018 23:05:00 | 107.6 | \$ 116.0 |
| 2161 | Sell | 13.04.2018 16:20:00 | 107.666 | 0.01 | 13.04.2018 23:05:00 | 107.6 | \$ 66.0 |
| 2160 | Sell | 13.04.2018 14:21:00 | 107.444 | 0.01 | 13.04.2018 23:05:00 | 107.6 | \$ -156.0 |
| 2572 | Sell | 13.04.2018 19:59:00 | 107.675 | 0.03 | 13.04.2018 23:05:00 | 107.588 | \$ 261.0 |
| 2571 | Sell | 13.04.2018 19:56:00 | 107.658 | 0.05 | 13.04.2018 23:05:00 | 107.588 | \$ 350.0 |
| 2570 | Sell | 13.04.2018 16:20:00 | 107.666 | 0.03 | 13.04.2018 23:05:00 | 107.588 | \$ 234.0 |
| 2569 | Sell | 13.04.2018 14:21:00 | 107.444 | 0.03 | 13.04.2018 23:05:00 | 107.588 | \$ -432.0 |

| | | | | | | | |
|------|------|---------------------|---------|------|---------------------|---------|-----------|
| 2573 | Buy | 14.04.2018 02:00:00 | 107.413 | 0.01 | 14.04.2018 02:06:00 | 107.438 | \$ 25.0 |
| 2574 | Buy | 14.04.2018 04:01:00 | 107.38 | 0.01 | 16.04.2018 07:00:00 | 107.48 | \$ 103.97 |
| 1866 | Buy | 16.04.2018 11:53:00 | 107.234 | 0.01 | 16.04.2018 12:49:00 | 107.256 | \$ 22.0 |
| 2164 | Buy | 16.04.2018 11:53:00 | 107.234 | 0.01 | 16.04.2018 12:49:00 | 107.256 | \$ 22.0 |
| 1867 | Buy | 16.04.2018 14:33:00 | 107.178 | 0.01 | 16.04.2018 14:54:00 | 107.199 | \$ 21.0 |
| 2165 | Buy | 16.04.2018 14:33:00 | 107.178 | 0.01 | 16.04.2018 14:54:00 | 107.199 | \$ 21.0 |
| 2576 | Buy | 16.04.2018 14:33:00 | 107.178 | 0.01 | 16.04.2018 15:33:00 | 107.281 | \$ 103.0 |
| 2575 | Buy | 16.04.2018 11:12:00 | 107.334 | 0.01 | 16.04.2018 15:33:00 | 107.281 | \$ -53.0 |
| 2577 | Buy | 16.04.2018 23:01:00 | 107.229 | 0.01 | 16.04.2018 23:04:00 | 107.257 | \$ 28.0 |
| 1868 | Buy | 17.04.2018 02:50:00 | 107.089 | 0.01 | 17.04.2018 02:55:00 | 107.11 | \$ 21.0 |
| 2166 | Buy | 17.04.2018 02:50:00 | 107.089 | 0.01 | 17.04.2018 02:55:00 | 107.11 | \$ 21.0 |
| 1869 | Buy | 17.04.2018 09:00:00 | 107.033 | 0.01 | 17.04.2018 09:08:00 | 107.056 | \$ 23.0 |
| 2167 | Buy | 17.04.2018 09:00:00 | 107.033 | 0.01 | 17.04.2018 09:08:00 | 107.056 | \$ 23.0 |
| 1870 | Buy | 17.04.2018 15:19:00 | 106.939 | 0.01 | 17.04.2018 15:37:00 | 106.961 | \$ 22.0 |
| 2168 | Buy | 17.04.2018 15:19:00 | 106.939 | 0.01 | 17.04.2018 15:37:00 | 106.961 | \$ 22.0 |
| 2582 | Sell | 17.04.2018 21:44:00 | 107.157 | 0.03 | 17.04.2018 22:02:00 | 107.131 | \$ 78.0 |
| 2581 | Buy | 17.04.2018 15:19:00 | 106.944 | 0.01 | 17.04.2018 23:25:00 | 107.186 | \$ 242.0 |
| 2580 | Buy | 17.04.2018 09:00:00 | 107.07 | 0.01 | 17.04.2018 23:25:00 | 107.186 | \$ 116.0 |
| 2579 | Buy | 17.04.2018 01:25:00 | 107.228 | 0.01 | 17.04.2018 23:25:00 | 107.186 | \$ -42.0 |
| 2578 | Buy | 17.04.2018 01:25:00 | 107.237 | 0.03 | 17.04.2018 23:25:00 | 107.186 | \$ -153.0 |
| 2583 | Sell | 17.04.2018 23:26:00 | 107.198 | 0.03 | 17.04.2018 23:41:00 | 107.17 | \$ 84.0 |
| 2584 | Buy | 18.04.2018 01:59:00 | 106.955 | 0.01 | 18.04.2018 02:19:00 | 106.982 | \$ 27.0 |
| 1871 | Sell | 18.04.2018 12:52:00 | 107.342 | 0.01 | 18.04.2018 13:08:00 | 107.319 | \$ 23.0 |
| 2169 | Sell | 18.04.2018 12:52:00 | 107.342 | 0.01 | 18.04.2018 13:08:00 | 107.319 | \$ 23.0 |
| 2586 | Sell | 18.04.2018 12:52:00 | 107.342 | 0.03 | 18.04.2018 19:52:00 | 107.223 | \$ 357.0 |
| 2585 | Sell | 18.04.2018 09:33:00 | 107.161 | 0.03 | 18.04.2018 19:52:00 | 107.223 | \$ -186.0 |
| 2587 | Buy | 18.04.2018 23:07:00 | 107.159 | 0.01 | 18.04.2018 23:51:00 | 107.185 | \$ 26.0 |
| 2588 | Sell | 19.04.2018 04:06:00 | 107.311 | 0.03 | 19.04.2018 04:15:00 | 107.283 | \$ 84.0 |
| 1872 | Sell | 19.04.2018 10:22:00 | 107.486 | 0.01 | 19.04.2018 10:33:00 | 107.466 | \$ 20.0 |
| 2170 | Sell | 19.04.2018 10:22:00 | 107.486 | 0.01 | 19.04.2018 10:33:00 | 107.466 | \$ 20.0 |
| 2590 | Sell | 19.04.2018 10:22:00 | 107.486 | 0.03 | 19.04.2018 13:29:00 | 107.385 | \$ 303.0 |
| 2589 | Sell | 19.04.2018 08:41:00 | 107.335 | 0.03 | 19.04.2018 13:29:00 | 107.385 | \$ -150.0 |
| 2591 | Sell | 19.04.2018 19:27:00 | 107.442 | 0.03 | 19.04.2018 19:40:00 | 107.415 | \$ 81.0 |
| 2592 | Buy | 20.04.2018 02:00:00 | 107.294 | 0.01 | 20.04.2018 02:24:00 | 107.319 | \$ 25.0 |
| 2593 | Sell | 20.04.2018 04:36:00 | 107.483 | 0.03 | 20.04.2018 04:38:00 | 107.458 | \$ 75.0 |
| 2594 | Sell | 20.04.2018 09:52:00 | 107.531 | 0.03 | 20.04.2018 09:54:00 | 107.504 | \$ 81.0 |
| 1873 | Sell | 20.04.2018 10:28:00 | 107.627 | 0.01 | 20.04.2018 12:47:00 | 107.606 | \$ 21.0 |
| 2171 | Sell | 20.04.2018 10:28:00 | 107.627 | 0.01 | 20.04.2018 12:47:00 | 107.606 | \$ 21.0 |
| 2595 | Sell | 20.04.2018 18:03:00 | 107.62 | 0.05 | 20.04.2018 20:14:00 | 107.594 | \$ 130.0 |
| 1874 | Sell | 20.04.2018 22:27:00 | 107.755 | 0.01 | 20.04.2018 22:34:00 | 107.733 | \$ 22.0 |
| 2172 | Sell | 20.04.2018 22:27:00 | 107.755 | 0.01 | 20.04.2018 22:34:00 | 107.733 | \$ 22.0 |
| 2598 | Sell | 20.04.2018 23:44:00 | 107.848 | 0.03 | 21.04.2018 00:01:00 | 107.688 | \$ 480.0 |
| 2597 | Sell | 20.04.2018 21:58:00 | 107.684 | 0.03 | 21.04.2018 00:01:00 | 107.688 | \$ -12.0 |
| 2596 | Sell | 20.04.2018 21:55:00 | 107.65 | 0.05 | 21.04.2018 00:01:00 | 107.688 | \$ -190.0 |
| 2599 | Sell | 23.04.2018 07:00:00 | 107.763 | 0.03 | 23.04.2018 07:01:00 | 107.735 | \$ 84.0 |
| 2600 | Sell | 23.04.2018 08:48:00 | 107.87 | 0.03 | 23.04.2018 09:02:00 | 107.844 | \$ 78.0 |
| 1875 | Sell | 23.04.2018 08:36:00 | 107.844 | 0.01 | 23.04.2018 09:19:00 | 107.822 | \$ 22.0 |
| 2173 | Sell | 23.04.2018 08:36:00 | 107.844 | 0.01 | 23.04.2018 09:19:00 | 107.822 | \$ 22.0 |
| 1876 | Sell | 23.04.2018 16:21:00 | 107.916 | 0.01 | 23.04.2018 16:51:00 | 107.893 | \$ 23.0 |
| 2174 | Sell | 23.04.2018 16:21:00 | 107.916 | 0.01 | 23.04.2018 16:51:00 | 107.893 | \$ 23.0 |
| 2601 | Sell | 23.04.2018 16:21:00 | 107.915 | 0.03 | 23.04.2018 16:51:00 | 107.888 | \$ 81.0 |
| 1283 | Sell | 23.04.2018 19:02:00 | 108.255 | 0.02 | 23.04.2018 21:01:00 | 108.183 | \$ 144.0 |
| 1282 | Sell | 23.04.2018 18:53:00 | 108.23 | 0.02 | 23.04.2018 21:01:00 | 108.183 | \$ 94.0 |
| 1281 | Sell | 23.04.2018 18:48:00 | 108.193 | 0.02 | 23.04.2018 21:01:00 | 108.183 | \$ 20.0 |
| 1280 | Sell | 23.04.2018 18:43:00 | 108.183 | 0.02 | 23.04.2018 21:01:00 | 108.183 | \$ 0.0 |
| 1279 | Sell | 23.04.2018 18:38:00 | 108.162 | 0.02 | 23.04.2018 21:01:00 | 108.183 | \$ -42.0 |
| 1284 | Sell | 23.04.2018 23:07:00 | 108.444 | 0.02 | 23.04.2018 23:28:00 | 108.422 | \$ 44.0 |
| 1285 | Sell | 24.04.2018 22:25:00 | 109.12 | 0.02 | 24.04.2018 22:25:00 | 109.098 | \$ 44.0 |
| 2187 | Sell | 24.04.2018 23:40:00 | 109.119 | 0.01 | 25.04.2018 02:55:00 | 108.687 | \$ 422.17 |
| 2186 | Sell | 24.04.2018 21:32:00 | 108.942 | 0.01 | 25.04.2018 02:55:00 | 108.687 | \$ 245.17 |

| | | | | | | | |
|------|------|---------------------|---------|------|---------------------|---------|-------------|
| 2185 | Sell | 24.04.2018 21:32:00 | 108.922 | 0.02 | 25.04.2018 02:55:00 | 108.687 | \$ 450.34 |
| 2184 | Sell | 24.04.2018 16:06:00 | 108.909 | 0.01 | 25.04.2018 02:55:00 | 108.687 | \$ 212.17 |
| 2183 | Sell | 24.04.2018 15:05:00 | 108.827 | 0.02 | 25.04.2018 02:55:00 | 108.687 | \$ 260.34 |
| 2182 | Sell | 24.04.2018 10:15:00 | 108.835 | 0.02 | 25.04.2018 02:55:00 | 108.687 | \$ 276.34 |
| 2181 | Sell | 24.04.2018 08:31:00 | 108.776 | 0.02 | 25.04.2018 02:55:00 | 108.687 | \$ 158.34 |
| 2180 | Sell | 24.04.2018 04:14:00 | 108.684 | 0.02 | 25.04.2018 02:55:00 | 108.687 | \$ -25.66 |
| 2179 | Sell | 24.04.2018 01:52:00 | 108.701 | 0.01 | 25.04.2018 02:55:00 | 108.687 | \$ 4.17 |
| 2178 | Sell | 23.04.2018 23:57:00 | 108.475 | 0.01 | 25.04.2018 02:55:00 | 108.687 | \$ -231.66 |
| 2177 | Sell | 23.04.2018 21:45:00 | 108.25 | 0.01 | 25.04.2018 02:55:00 | 108.687 | \$ -456.66 |
| 2176 | Sell | 23.04.2018 20:03:00 | 108.259 | 0.01 | 25.04.2018 02:55:00 | 108.687 | \$ -447.66 |
| 2175 | Sell | 23.04.2018 18:01:00 | 108.02 | 0.01 | 25.04.2018 02:55:00 | 108.687 | \$ -686.66 |
| 2614 | Sell | 24.04.2018 23:40:00 | 109.119 | 0.03 | 25.04.2018 02:57:00 | 108.672 | \$ 1311.51 |
| 2613 | Sell | 24.04.2018 21:32:00 | 108.942 | 0.03 | 25.04.2018 02:57:00 | 108.672 | \$ 780.51 |
| 2612 | Sell | 24.04.2018 21:32:00 | 108.914 | 0.05 | 25.04.2018 02:57:00 | 108.672 | \$ 1160.85 |
| 2611 | Sell | 24.04.2018 16:06:00 | 108.909 | 0.03 | 25.04.2018 02:57:00 | 108.672 | \$ 681.51 |
| 2610 | Sell | 24.04.2018 15:05:00 | 108.827 | 0.05 | 25.04.2018 02:57:00 | 108.672 | \$ 725.85 |
| 2609 | Sell | 24.04.2018 10:15:00 | 108.835 | 0.05 | 25.04.2018 02:57:00 | 108.672 | \$ 765.85 |
| 2608 | Sell | 24.04.2018 08:31:00 | 108.776 | 0.05 | 25.04.2018 02:57:00 | 108.672 | \$ 470.85 |
| 2607 | Sell | 24.04.2018 04:14:00 | 108.684 | 0.05 | 25.04.2018 02:57:00 | 108.672 | \$ 10.85 |
| 2606 | Sell | 24.04.2018 01:52:00 | 108.701 | 0.03 | 25.04.2018 02:57:00 | 108.672 | \$ 57.51 |
| 2605 | Sell | 23.04.2018 23:57:00 | 108.475 | 0.03 | 25.04.2018 02:57:00 | 108.672 | \$ -649.98 |
| 2604 | Sell | 23.04.2018 21:45:00 | 108.25 | 0.03 | 25.04.2018 02:57:00 | 108.672 | \$ -1324.98 |
| 2603 | Sell | 23.04.2018 20:03:00 | 108.259 | 0.03 | 25.04.2018 02:57:00 | 108.672 | \$ -1297.98 |
| 2602 | Sell | 23.04.2018 18:01:00 | 108.02 | 0.03 | 25.04.2018 02:57:00 | 108.672 | \$ -2014.98 |
| 1887 | Sell | 24.04.2018 23:40:00 | 109.119 | 0.01 | 25.04.2018 03:06:00 | 108.604 | \$ 505.17 |
| 1886 | Sell | 24.04.2018 21:32:00 | 108.922 | 0.01 | 25.04.2018 03:06:00 | 108.604 | \$ 308.17 |
| 1885 | Sell | 24.04.2018 15:05:00 | 108.827 | 0.01 | 25.04.2018 03:06:00 | 108.604 | \$ 213.17 |
| 1884 | Sell | 24.04.2018 10:15:00 | 108.835 | 0.01 | 25.04.2018 03:06:00 | 108.604 | \$ 221.17 |
| 1883 | Sell | 24.04.2018 08:31:00 | 108.776 | 0.01 | 25.04.2018 03:06:00 | 108.604 | \$ 162.17 |
| 1882 | Sell | 24.04.2018 04:14:00 | 108.684 | 0.01 | 25.04.2018 03:06:00 | 108.604 | \$ 70.17 |
| 1881 | Sell | 24.04.2018 01:52:00 | 108.701 | 0.01 | 25.04.2018 03:06:00 | 108.604 | \$ 87.17 |
| 1880 | Sell | 23.04.2018 23:57:00 | 108.475 | 0.01 | 25.04.2018 03:06:00 | 108.604 | \$ -148.66 |
| 1879 | Sell | 23.04.2018 21:45:00 | 108.25 | 0.01 | 25.04.2018 03:06:00 | 108.604 | \$ -373.66 |
| 1878 | Sell | 23.04.2018 20:03:00 | 108.259 | 0.01 | 25.04.2018 03:06:00 | 108.604 | \$ -364.66 |
| 1877 | Sell | 23.04.2018 18:01:00 | 108.02 | 0.01 | 25.04.2018 03:06:00 | 108.604 | \$ -603.66 |
| 2615 | Buy | 25.04.2018 03:00:00 | 108.661 | 0.01 | 25.04.2018 04:00:00 | 108.687 | \$ 26.0 |
| 2616 | Sell | 25.04.2018 09:32:00 | 108.93 | 0.03 | 25.04.2018 09:54:00 | 108.905 | \$ 75.0 |
| 1889 | Sell | 25.04.2018 16:59:00 | 109.222 | 0.01 | 25.04.2018 17:44:00 | 109.133 | \$ 89.0 |
| 1888 | Sell | 25.04.2018 15:05:00 | 109.086 | 0.01 | 25.04.2018 17:44:00 | 109.133 | \$ -47.0 |
| 2189 | Sell | 25.04.2018 16:59:00 | 109.222 | 0.01 | 25.04.2018 17:44:00 | 109.133 | \$ 89.0 |
| 2188 | Sell | 25.04.2018 15:05:00 | 109.086 | 0.01 | 25.04.2018 17:44:00 | 109.133 | \$ -47.0 |
| 2619 | Sell | 25.04.2018 16:59:00 | 109.222 | 0.03 | 25.04.2018 17:46:00 | 109.076 | \$ 438.0 |
| 2618 | Sell | 25.04.2018 15:05:00 | 109.086 | 0.03 | 25.04.2018 17:46:00 | 109.076 | \$ 30.0 |
| 2617 | Sell | 25.04.2018 12:58:00 | 108.999 | 0.03 | 25.04.2018 17:46:00 | 109.076 | \$ -231.0 |
| 1890 | Sell | 25.04.2018 19:25:00 | 109.137 | 0.01 | 25.04.2018 19:39:00 | 109.116 | \$ 21.0 |
| 2190 | Sell | 25.04.2018 19:25:00 | 109.137 | 0.02 | 25.04.2018 19:39:00 | 109.116 | \$ 42.0 |
| 2191 | Sell | 25.04.2018 20:51:00 | 109.245 | 0.01 | 25.04.2018 20:54:00 | 109.225 | \$ 20.0 |
| 1891 | Sell | 25.04.2018 21:40:00 | 109.246 | 0.01 | 25.04.2018 21:47:00 | 109.225 | \$ 21.0 |
| 2620 | Sell | 25.04.2018 21:40:00 | 109.246 | 0.03 | 25.04.2018 21:47:00 | 109.218 | \$ 84.0 |
| 2192 | Sell | 25.04.2018 22:35:00 | 109.259 | 0.01 | 25.04.2018 22:36:00 | 109.238 | \$ 21.0 |
| 2194 | Sell | 26.04.2018 00:31:00 | 109.333 | 0.01 | 26.04.2018 01:57:00 | 109.25 | \$ 83.0 |
| 2193 | Sell | 25.04.2018 23:25:00 | 109.244 | 0.02 | 26.04.2018 01:57:00 | 109.25 | \$ -70.98 |
| 2195 | Sell | 26.04.2018 05:37:00 | 109.435 | 0.01 | 26.04.2018 06:11:00 | 109.413 | \$ 22.0 |
| 1893 | Sell | 26.04.2018 05:37:00 | 109.435 | 0.01 | 26.04.2018 09:12:00 | 109.32 | \$ 115.0 |
| 1892 | Sell | 25.04.2018 23:24:00 | 109.25 | 0.01 | 26.04.2018 09:12:00 | 109.32 | \$ -99.49 |
| 2623 | Sell | 26.04.2018 05:37:00 | 109.435 | 0.03 | 26.04.2018 09:12:00 | 109.272 | \$ 489.0 |
| 2622 | Sell | 25.04.2018 23:25:00 | 109.26 | 0.03 | 26.04.2018 09:12:00 | 109.272 | \$ -124.47 |
| 2621 | Sell | 25.04.2018 23:25:00 | 109.244 | 0.05 | 26.04.2018 09:12:00 | 109.272 | \$ -287.45 |
| 1894 | Sell | 26.04.2018 10:03:00 | 109.436 | 0.01 | 26.04.2018 10:15:00 | 109.416 | \$ 20.0 |
| 2196 | Sell | 26.04.2018 10:03:00 | 109.436 | 0.02 | 26.04.2018 10:15:00 | 109.416 | \$ 40.0 |

| | | | | | | | |
|------|------|---------------------|---------|------|---------------------|---------|------------|
| 2624 | Sell | 26.04.2018 10:03:00 | 109.436 | 0.05 | 26.04.2018 10:15:00 | 109.411 | \$ 125.0 |
| 2625 | Buy | 26.04.2018 19:46:00 | 109.241 | 0.01 | 26.04.2018 21:38:00 | 109.266 | \$ 25.0 |
| 2626 | Buy | 26.04.2018 21:50:00 | 109.137 | 0.01 | 26.04.2018 21:59:00 | 109.163 | \$ 26.0 |
| 1895 | Buy | 26.04.2018 22:27:00 | 109.114 | 0.01 | 26.04.2018 22:38:00 | 109.136 | \$ 22.0 |
| 2197 | Buy | 26.04.2018 22:27:00 | 109.114 | 0.01 | 26.04.2018 22:38:00 | 109.136 | \$ 22.0 |
| 2627 | Sell | 27.04.2018 04:18:00 | 109.412 | 0.03 | 27.04.2018 04:36:00 | 109.387 | \$ 75.0 |
| 2628 | Buy | 27.04.2018 10:57:00 | 109.23 | 0.01 | 27.04.2018 14:11:00 | 109.257 | \$ 27.0 |
| 2629 | Sell | 27.04.2018 16:17:00 | 109.362 | 0.03 | 27.04.2018 17:04:00 | 109.336 | \$ 78.0 |
| 2630 | Buy | 27.04.2018 22:35:00 | 109.166 | 0.01 | 27.04.2018 22:42:00 | 109.191 | \$ 25.0 |
| 1896 | Buy | 27.04.2018 23:38:00 | 108.969 | 0.01 | 27.04.2018 23:39:00 | 108.991 | \$ 22.0 |
| 2198 | Buy | 27.04.2018 23:38:00 | 108.969 | 0.01 | 27.04.2018 23:39:00 | 108.991 | \$ 22.0 |
| 2631 | Buy | 28.04.2018 00:20:00 | 109.035 | 0.01 | 28.04.2018 00:23:00 | 109.061 | \$ 26.0 |
| 1897 | Buy | 28.04.2018 03:52:00 | 109.057 | 0.01 | 28.04.2018 05:00:00 | 109.079 | \$ 22.0 |
| 2199 | Buy | 28.04.2018 03:52:00 | 109.057 | 0.01 | 28.04.2018 05:00:00 | 109.079 | \$ 22.0 |
| 2632 | Buy | 28.04.2018 03:52:00 | 109.057 | 0.01 | 28.04.2018 05:01:00 | 109.083 | \$ 26.0 |
| 1898 | Sell | 30.04.2018 21:19:00 | 109.416 | 0.01 | 30.04.2018 21:29:00 | 109.394 | \$ 22.0 |
| 2200 | Sell | 30.04.2018 21:19:00 | 109.416 | 0.01 | 30.04.2018 21:29:00 | 109.394 | \$ 22.0 |
| 2633 | Sell | 30.04.2018 20:22:00 | 109.338 | 0.03 | 30.04.2018 22:06:00 | 109.31 | \$ 84.0 |
| 2634 | Sell | 30.04.2018 22:20:00 | 109.404 | 0.03 | 30.04.2018 23:00:00 | 109.377 | \$ 81.0 |
| 1899 | Sell | 30.04.2018 23:40:00 | 109.409 | 0.01 | 30.04.2018 23:42:00 | 109.388 | \$ 21.0 |
| 2201 | Sell | 30.04.2018 23:40:00 | 109.409 | 0.01 | 30.04.2018 23:42:00 | 109.388 | \$ 21.0 |
| 2635 | Buy | 01.05.2018 02:17:00 | 109.14 | 0.01 | 01.05.2018 02:21:00 | 109.165 | \$ 25.0 |
| 2636 | Sell | 01.05.2018 04:40:00 | 109.362 | 0.03 | 01.05.2018 04:47:00 | 109.336 | \$ 78.0 |
| 2204 | Sell | 01.05.2018 23:00:00 | 109.697 | 0.02 | 01.05.2018 23:03:00 | 109.652 | \$ 90.0 |
| 2203 | Sell | 01.05.2018 22:57:00 | 109.722 | 0.01 | 01.05.2018 23:03:00 | 109.652 | \$ 70.0 |
| 2202 | Sell | 01.05.2018 17:54:00 | 109.577 | 0.01 | 01.05.2018 23:03:00 | 109.652 | \$ -75.0 |
| 1901 | Sell | 01.05.2018 22:57:00 | 109.722 | 0.01 | 01.05.2018 23:06:00 | 109.628 | \$ 94.0 |
| 1900 | Sell | 01.05.2018 17:54:00 | 109.577 | 0.01 | 01.05.2018 23:06:00 | 109.628 | \$ -51.0 |
| 2640 | Sell | 01.05.2018 23:00:00 | 109.697 | 0.05 | 02.05.2018 01:54:00 | 109.596 | \$ 455.85 |
| 2639 | Sell | 01.05.2018 22:57:00 | 109.722 | 0.03 | 02.05.2018 01:54:00 | 109.596 | \$ 348.51 |
| 2638 | Sell | 01.05.2018 17:54:00 | 109.577 | 0.03 | 02.05.2018 01:54:00 | 109.596 | \$ -86.49 |
| 2637 | Sell | 01.05.2018 15:25:00 | 109.443 | 0.03 | 02.05.2018 01:54:00 | 109.596 | \$ -488.49 |
| 1902 | Sell | 02.05.2018 03:47:00 | 109.788 | 0.01 | 02.05.2018 09:14:00 | 109.765 | \$ 23.0 |
| 2206 | Sell | 02.05.2018 03:50:00 | 109.791 | 0.01 | 02.05.2018 09:14:00 | 109.762 | \$ 29.0 |
| 2205 | Sell | 02.05.2018 03:47:00 | 109.782 | 0.02 | 02.05.2018 09:14:00 | 109.762 | \$ 40.0 |
| 2642 | Sell | 02.05.2018 03:50:00 | 109.791 | 0.03 | 02.05.2018 09:14:00 | 109.758 | \$ 99.0 |
| 2641 | Sell | 02.05.2018 03:47:00 | 109.782 | 0.05 | 02.05.2018 09:14:00 | 109.758 | \$ 120.0 |
| 2643 | Sell | 02.05.2018 15:04:00 | 109.835 | 0.03 | 02.05.2018 16:17:00 | 109.807 | \$ 84.0 |
| 2645 | Sell | 02.05.2018 22:47:00 | 109.864 | 0.03 | 03.05.2018 03:01:00 | 109.831 | \$ 10.53 |
| 2644 | Sell | 02.05.2018 22:45:00 | 109.852 | 0.05 | 03.05.2018 03:01:00 | 109.831 | \$ -42.45 |
| 2646 | Buy | 03.05.2018 03:04:00 | 109.67 | 0.01 | 03.05.2018 03:05:00 | 109.696 | \$ 26.0 |
| 2647 | Sell | 03.05.2018 05:05:00 | 109.963 | 0.03 | 03.05.2018 05:06:00 | 109.937 | \$ 78.0 |
| 1903 | Buy | 03.05.2018 14:36:00 | 109.608 | 0.01 | 03.05.2018 15:00:00 | 109.631 | \$ 23.0 |
| 2207 | Buy | 03.05.2018 14:36:00 | 109.608 | 0.01 | 03.05.2018 15:00:00 | 109.631 | \$ 23.0 |
| 2649 | Buy | 03.05.2018 14:36:00 | 109.608 | 0.01 | 03.05.2018 16:01:00 | 109.703 | \$ 95.0 |
| 2648 | Buy | 03.05.2018 09:33:00 | 109.745 | 0.01 | 03.05.2018 16:01:00 | 109.703 | \$ -42.0 |
| 2650 | Buy | 03.05.2018 16:50:00 | 109.636 | 0.03 | 03.05.2018 17:05:00 | 109.661 | \$ 75.0 |
| 1904 | Buy | 03.05.2018 18:16:00 | 109.557 | 0.01 | 03.05.2018 18:19:00 | 109.582 | \$ 25.0 |
| 2208 | Buy | 03.05.2018 18:16:00 | 109.557 | 0.01 | 03.05.2018 18:19:00 | 109.582 | \$ 25.0 |
| 1905 | Buy | 03.05.2018 19:56:00 | 109.387 | 0.01 | 03.05.2018 19:58:00 | 109.408 | \$ 21.0 |
| 2209 | Buy | 03.05.2018 19:56:00 | 109.387 | 0.01 | 03.05.2018 19:58:00 | 109.408 | \$ 21.0 |
| 1906 | Buy | 03.05.2018 23:06:00 | 109.244 | 0.01 | 03.05.2018 23:08:00 | 109.265 | \$ 21.0 |
| 2210 | Buy | 03.05.2018 23:06:00 | 109.244 | 0.01 | 03.05.2018 23:08:00 | 109.265 | \$ 21.0 |
| 2212 | Buy | 04.05.2018 10:51:00 | 109.068 | 0.01 | 04.05.2018 15:02:00 | 109.136 | \$ 68.0 |
| 2211 | Buy | 04.05.2018 10:31:00 | 109.138 | 0.02 | 04.05.2018 15:02:00 | 109.136 | \$ -4.0 |
| 1907 | Buy | 04.05.2018 10:31:00 | 109.138 | 0.01 | 04.05.2018 15:15:00 | 109.16 | \$ 22.0 |
| 1908 | Buy | 04.05.2018 20:39:00 | 108.939 | 0.01 | 04.05.2018 21:26:00 | 108.961 | \$ 22.0 |
| 2213 | Buy | 04.05.2018 20:39:00 | 108.939 | 0.01 | 04.05.2018 21:26:00 | 108.961 | \$ 22.0 |
| 2657 | Buy | 04.05.2018 21:31:00 | 108.788 | 0.01 | 04.05.2018 22:46:00 | 109.197 | \$ 409.0 |
| 2656 | Buy | 04.05.2018 19:49:00 | 109.031 | 0.01 | 04.05.2018 22:46:00 | 109.197 | \$ 166.0 |

| | | | | | | | |
|------|------|---------------------|---------|------|---------------------|---------|------------|
| 2655 | Buy | 04.05.2018 10:51:00 | 109.068 | 0.01 | 04.05.2018 22:46:00 | 109.197 | \$ 129.0 |
| 2654 | Buy | 04.05.2018 10:31:00 | 109.138 | 0.03 | 04.05.2018 22:46:00 | 109.197 | \$ 177.0 |
| 2653 | Buy | 03.05.2018 23:06:00 | 109.244 | 0.01 | 04.05.2018 22:46:00 | 109.197 | \$ -43.03 |
| 2652 | Buy | 03.05.2018 19:56:00 | 109.387 | 0.01 | 04.05.2018 22:46:00 | 109.197 | \$ -186.03 |
| 2651 | Buy | 03.05.2018 18:16:00 | 109.6 | 0.01 | 04.05.2018 22:46:00 | 109.197 | \$ -399.03 |
| 2658 | Sell | 05.05.2018 00:21:00 | 109.225 | 0.03 | 05.05.2018 00:54:00 | 109.199 | \$ 78.0 |
| 2659 | Sell | 07.05.2018 08:14:00 | 109.133 | 0.03 | 07.05.2018 09:04:00 | 109.105 | \$ 84.0 |
| 2660 | Buy | 07.05.2018 09:17:00 | 108.965 | 0.01 | 07.05.2018 09:39:00 | 108.992 | \$ 27.0 |
| 1909 | Buy | 07.05.2018 10:14:00 | 108.803 | 0.01 | 07.05.2018 10:34:00 | 108.824 | \$ 21.0 |
| 2214 | Buy | 07.05.2018 10:14:00 | 108.803 | 0.01 | 07.05.2018 10:34:00 | 108.824 | \$ 21.0 |
| 2661 | Sell | 07.05.2018 14:31:00 | 109.191 | 0.03 | 07.05.2018 14:47:00 | 109.166 | \$ 75.0 |
| 1910 | Sell | 07.05.2018 16:05:00 | 109.318 | 0.01 | 07.05.2018 16:10:00 | 109.297 | \$ 21.0 |
| 2215 | Sell | 07.05.2018 16:05:00 | 109.318 | 0.01 | 07.05.2018 16:10:00 | 109.297 | \$ 21.0 |
| 2662 | Sell | 07.05.2018 16:11:00 | 109.283 | 0.03 | 07.05.2018 16:35:00 | 109.258 | \$ 75.0 |
| 1911 | Sell | 07.05.2018 17:59:00 | 109.308 | 0.01 | 07.05.2018 18:58:00 | 109.286 | \$ 22.0 |
| 2216 | Sell | 07.05.2018 17:59:00 | 109.308 | 0.01 | 07.05.2018 18:58:00 | 109.286 | \$ 22.0 |
| 2663 | Sell | 07.05.2018 17:59:00 | 109.308 | 0.03 | 07.05.2018 19:00:00 | 109.282 | \$ 78.0 |
| 1912 | Sell | 07.05.2018 20:48:00 | 109.36 | 0.01 | 07.05.2018 21:19:00 | 109.337 | \$ 23.0 |
| 2217 | Sell | 07.05.2018 20:48:00 | 109.36 | 0.01 | 07.05.2018 21:19:00 | 109.337 | \$ 23.0 |
| 2664 | Sell | 07.05.2018 20:48:00 | 109.36 | 0.03 | 07.05.2018 21:20:00 | 109.334 | \$ 78.0 |
| 2218 | Sell | 07.05.2018 22:20:00 | 109.346 | 0.02 | 07.05.2018 22:26:00 | 109.325 | \$ 42.0 |
| 2665 | Sell | 07.05.2018 22:20:00 | 109.346 | 0.05 | 07.05.2018 22:26:00 | 109.319 | \$ 135.0 |
| 1913 | Sell | 07.05.2018 22:38:00 | 109.367 | 0.01 | 07.05.2018 22:40:00 | 109.347 | \$ 20.0 |
| 2219 | Sell | 07.05.2018 22:38:00 | 109.367 | 0.01 | 07.05.2018 22:40:00 | 109.347 | \$ 20.0 |
| 2666 | Sell | 07.05.2018 22:38:00 | 109.367 | 0.03 | 07.05.2018 23:04:00 | 109.34 | \$ 81.0 |
| 2667 | Buy | 08.05.2018 02:41:00 | 109.064 | 0.01 | 08.05.2018 03:44:00 | 109.09 | \$ 26.0 |
| 2668 | Buy | 08.05.2018 04:21:00 | 109.021 | 0.01 | 08.05.2018 04:58:00 | 109.046 | \$ 25.0 |
| 1914 | Buy | 08.05.2018 09:00:00 | 108.964 | 0.01 | 08.05.2018 09:40:00 | 108.988 | \$ 24.0 |
| 2220 | Buy | 08.05.2018 09:00:00 | 108.964 | 0.01 | 08.05.2018 09:40:00 | 108.988 | \$ 24.0 |
| 2669 | Buy | 08.05.2018 09:00:00 | 108.964 | 0.01 | 08.05.2018 09:40:00 | 108.992 | \$ 28.0 |
| 1915 | Buy | 08.05.2018 11:25:00 | 108.915 | 0.01 | 08.05.2018 11:32:00 | 108.938 | \$ 23.0 |
| 2221 | Buy | 08.05.2018 11:25:00 | 108.915 | 0.01 | 08.05.2018 11:32:00 | 108.938 | \$ 23.0 |
| 2670 | Buy | 08.05.2018 11:25:00 | 108.915 | 0.01 | 08.05.2018 11:37:00 | 108.941 | \$ 26.0 |
| 2671 | Buy | 08.05.2018 16:19:00 | 108.928 | 0.01 | 08.05.2018 16:25:00 | 108.953 | \$ 25.0 |
| 2673 | Buy | 08.05.2018 18:50:00 | 108.966 | 0.03 | 08.05.2018 20:01:00 | 108.99 | \$ 72.0 |
| 2672 | Buy | 08.05.2018 18:50:00 | 108.956 | 0.01 | 08.05.2018 20:01:00 | 108.99 | \$ 34.0 |
| 1916 | Sell | 09.05.2018 00:20:00 | 109.279 | 0.01 | 09.05.2018 00:37:00 | 109.258 | \$ 21.0 |
| 2222 | Sell | 09.05.2018 00:20:00 | 109.279 | 0.01 | 09.05.2018 00:37:00 | 109.258 | \$ 21.0 |
| 2675 | Sell | 09.05.2018 00:20:00 | 109.279 | 0.03 | 09.05.2018 01:00:00 | 109.167 | \$ 336.0 |
| 2674 | Sell | 08.05.2018 22:00:00 | 109.109 | 0.03 | 09.05.2018 01:00:00 | 109.167 | \$ -203.49 |
| 2676 | Buy | 09.05.2018 03:40:00 | 108.944 | 0.01 | 09.05.2018 03:50:00 | 108.972 | \$ 28.0 |
| 1295 | Sell | 09.05.2018 10:48:00 | 109.571 | 0.02 | 09.05.2018 10:53:00 | 109.535 | \$ 72.0 |
| 1294 | Sell | 09.05.2018 10:43:00 | 109.573 | 0.02 | 09.05.2018 10:53:00 | 109.535 | \$ 76.0 |
| 1293 | Sell | 09.05.2018 10:38:00 | 109.579 | 0.02 | 09.05.2018 10:53:00 | 109.535 | \$ 88.0 |
| 1292 | Sell | 09.05.2018 10:33:00 | 109.592 | 0.02 | 09.05.2018 10:53:00 | 109.535 | \$ 114.0 |
| 1291 | Sell | 09.05.2018 10:28:00 | 109.569 | 0.02 | 09.05.2018 10:53:00 | 109.535 | \$ 68.0 |
| 1290 | Sell | 09.05.2018 10:23:00 | 109.555 | 0.02 | 09.05.2018 10:53:00 | 109.535 | \$ 40.0 |
| 1289 | Sell | 09.05.2018 10:18:00 | 109.563 | 0.02 | 09.05.2018 10:53:00 | 109.535 | \$ 56.0 |
| 1288 | Sell | 09.05.2018 10:13:00 | 109.58 | 0.02 | 09.05.2018 10:53:00 | 109.535 | \$ 90.0 |
| 1287 | Sell | 09.05.2018 10:08:00 | 109.488 | 0.02 | 09.05.2018 10:53:00 | 109.535 | \$ -94.0 |
| 1286 | Sell | 09.05.2018 10:03:00 | 109.488 | 0.02 | 09.05.2018 10:53:00 | 109.535 | \$ -94.0 |
| 1921 | Sell | 09.05.2018 20:48:00 | 109.74 | 0.01 | 09.05.2018 21:30:00 | 109.579 | \$ 161.0 |
| 1920 | Sell | 09.05.2018 17:55:00 | 109.79 | 0.01 | 09.05.2018 21:30:00 | 109.579 | \$ 211.0 |
| 1919 | Sell | 09.05.2018 15:11:00 | 109.576 | 0.01 | 09.05.2018 21:30:00 | 109.579 | \$ -3.0 |
| 1918 | Sell | 09.05.2018 11:44:00 | 109.548 | 0.01 | 09.05.2018 21:30:00 | 109.579 | \$ -31.0 |
| 1917 | Sell | 09.05.2018 10:00:00 | 109.354 | 0.01 | 09.05.2018 21:30:00 | 109.579 | \$ -225.0 |
| 2228 | Sell | 09.05.2018 20:48:00 | 109.74 | 0.02 | 09.05.2018 21:30:00 | 109.586 | \$ 308.0 |
| 2227 | Sell | 09.05.2018 17:55:00 | 109.79 | 0.01 | 09.05.2018 21:30:00 | 109.586 | \$ 204.0 |
| 2226 | Sell | 09.05.2018 15:16:00 | 109.563 | 0.02 | 09.05.2018 21:30:00 | 109.586 | \$ -46.0 |
| 2225 | Sell | 09.05.2018 15:11:00 | 109.576 | 0.01 | 09.05.2018 21:30:00 | 109.586 | \$ -10.0 |

| | | | | | | | |
|------|------|---------------------|---------|------|---------------------|---------|-------------|
| 2224 | Sell | 09.05.2018 11:44:00 | 109.548 | 0.01 | 09.05.2018 21:30:00 | 109.586 | \$ -38.0 |
| 2223 | Sell | 09.05.2018 10:00:00 | 109.354 | 0.01 | 09.05.2018 21:30:00 | 109.586 | \$ -232.0 |
| 1922 | Sell | 09.05.2018 22:28:00 | 109.779 | 0.01 | 09.05.2018 22:32:00 | 109.758 | \$ 21.0 |
| 2229 | Sell | 09.05.2018 22:28:00 | 109.779 | 0.02 | 09.05.2018 22:32:00 | 109.758 | \$ 42.0 |
| 1923 | Sell | 10.05.2018 01:40:00 | 109.767 | 0.01 | 10.05.2018 01:46:00 | 109.745 | \$ 22.0 |
| 2230 | Sell | 10.05.2018 01:40:00 | 109.767 | 0.02 | 10.05.2018 01:46:00 | 109.745 | \$ 44.0 |
| 1924 | Sell | 10.05.2018 08:46:00 | 109.848 | 0.01 | 10.05.2018 09:01:00 | 109.827 | \$ 21.0 |
| 2231 | Sell | 10.05.2018 08:46:00 | 109.848 | 0.01 | 10.05.2018 09:01:00 | 109.827 | \$ 21.0 |
| 1925 | Sell | 10.05.2018 16:02:00 | 109.927 | 0.01 | 10.05.2018 16:14:00 | 109.906 | \$ 21.0 |
| 2232 | Sell | 10.05.2018 16:02:00 | 109.927 | 0.01 | 10.05.2018 16:14:00 | 109.906 | \$ 21.0 |
| 2686 | Sell | 10.05.2018 15:02:00 | 109.862 | 0.03 | 10.05.2018 18:44:00 | 109.645 | \$ 651.0 |
| 2685 | Sell | 10.05.2018 08:38:00 | 109.803 | 0.03 | 10.05.2018 18:44:00 | 109.645 | \$ 474.0 |
| 2684 | Sell | 10.05.2018 01:40:00 | 109.767 | 0.05 | 10.05.2018 18:44:00 | 109.645 | \$ 610.0 |
| 2683 | Sell | 09.05.2018 22:28:00 | 109.779 | 0.05 | 10.05.2018 18:44:00 | 109.645 | \$ 522.55 |
| 2682 | Sell | 09.05.2018 20:48:00 | 109.74 | 0.05 | 10.05.2018 18:44:00 | 109.645 | \$ 327.55 |
| 2681 | Sell | 09.05.2018 17:55:00 | 109.79 | 0.03 | 10.05.2018 18:44:00 | 109.645 | \$ 346.53 |
| 2680 | Sell | 09.05.2018 15:16:00 | 109.563 | 0.05 | 10.05.2018 18:44:00 | 109.645 | \$ -557.45 |
| 2679 | Sell | 09.05.2018 15:11:00 | 109.576 | 0.03 | 10.05.2018 18:44:00 | 109.645 | \$ -295.47 |
| 2678 | Sell | 09.05.2018 11:44:00 | 109.548 | 0.03 | 10.05.2018 18:44:00 | 109.645 | \$ -379.47 |
| 2677 | Sell | 09.05.2018 09:40:00 | 109.162 | 0.03 | 10.05.2018 18:44:00 | 109.645 | \$ -1537.47 |
| 2687 | Buy | 10.05.2018 19:36:00 | 109.648 | 0.01 | 10.05.2018 19:50:00 | 109.675 | \$ 27.0 |
| 1926 | Buy | 10.05.2018 21:31:00 | 109.42 | 0.01 | 10.05.2018 21:31:00 | 109.441 | \$ 21.0 |
| 2233 | Buy | 10.05.2018 21:31:00 | 109.42 | 0.01 | 10.05.2018 21:31:00 | 109.441 | \$ 21.0 |
| 1927 | Buy | 10.05.2018 23:33:00 | 109.44 | 0.01 | 10.05.2018 23:35:00 | 109.461 | \$ 21.0 |
| 2234 | Buy | 10.05.2018 23:33:00 | 109.44 | 0.01 | 10.05.2018 23:35:00 | 109.461 | \$ 21.0 |
| 2689 | Buy | 10.05.2018 23:33:00 | 109.44 | 0.01 | 10.05.2018 23:48:00 | 109.553 | \$ 113.0 |
| 2688 | Buy | 10.05.2018 21:23:00 | 109.612 | 0.01 | 10.05.2018 23:48:00 | 109.553 | \$ -59.0 |
| 2235 | Buy | 11.05.2018 01:07:00 | 109.531 | 0.02 | 11.05.2018 01:10:00 | 109.553 | \$ 44.0 |
| 2690 | Buy | 11.05.2018 02:13:00 | 109.42 | 0.01 | 11.05.2018 08:45:00 | 109.45 | \$ 30.0 |
| 1929 | Buy | 11.05.2018 03:38:00 | 109.376 | 0.01 | 11.05.2018 09:00:00 | 109.463 | \$ 87.0 |
| 1928 | Buy | 11.05.2018 01:23:00 | 109.507 | 0.01 | 11.05.2018 09:00:00 | 109.463 | \$ -44.0 |
| 2237 | Buy | 11.05.2018 03:38:00 | 109.376 | 0.01 | 11.05.2018 09:00:00 | 109.463 | \$ 87.0 |
| 2236 | Buy | 11.05.2018 01:23:00 | 109.507 | 0.01 | 11.05.2018 09:00:00 | 109.463 | \$ -44.0 |
| 2692 | Buy | 11.05.2018 09:59:00 | 109.31 | 0.01 | 11.05.2018 10:37:00 | 109.375 | \$ 65.0 |
| 2691 | Buy | 11.05.2018 09:58:00 | 109.363 | 0.03 | 11.05.2018 10:37:00 | 109.375 | \$ 36.0 |
| 2239 | Buy | 11.05.2018 09:59:00 | 109.31 | 0.01 | 11.05.2018 10:49:00 | 109.385 | \$ 75.0 |
| 2238 | Buy | 11.05.2018 09:58:00 | 109.388 | 0.02 | 11.05.2018 10:49:00 | 109.385 | \$ -6.0 |
| 1930 | Buy | 11.05.2018 09:58:00 | 109.388 | 0.01 | 11.05.2018 10:54:00 | 109.41 | \$ 22.0 |
| 2693 | Buy | 11.05.2018 17:00:00 | 109.353 | 0.01 | 11.05.2018 17:13:00 | 109.378 | \$ 25.0 |
| 1931 | Buy | 11.05.2018 21:48:00 | 109.248 | 0.01 | 11.05.2018 23:11:00 | 109.269 | \$ 21.0 |
| 2240 | Buy | 11.05.2018 21:48:00 | 109.248 | 0.01 | 11.05.2018 23:11:00 | 109.269 | \$ 21.0 |
| 2694 | Buy | 11.05.2018 21:45:00 | 109.268 | 0.01 | 11.05.2018 23:19:00 | 109.295 | \$ 27.0 |
| 2695 | Buy | 14.05.2018 09:44:00 | 109.231 | 0.01 | 14.05.2018 09:50:00 | 109.259 | \$ 28.0 |
| 2696 | Sell | 14.05.2018 14:22:00 | 109.42 | 0.03 | 14.05.2018 14:42:00 | 109.394 | \$ 78.0 |
| 1932 | Sell | 14.05.2018 16:28:00 | 109.537 | 0.01 | 14.05.2018 16:43:00 | 109.516 | \$ 21.0 |
| 2241 | Sell | 14.05.2018 16:28:00 | 109.537 | 0.01 | 14.05.2018 16:43:00 | 109.516 | \$ 21.0 |
| 2697 | Sell | 14.05.2018 16:28:00 | 109.508 | 0.03 | 14.05.2018 16:44:00 | 109.48 | \$ 84.0 |
| 2698 | Sell | 14.05.2018 23:23:00 | 109.584 | 0.03 | 14.05.2018 23:50:00 | 109.555 | \$ 87.0 |
| 1933 | Sell | 15.05.2018 00:12:00 | 109.623 | 0.01 | 15.05.2018 00:40:00 | 109.602 | \$ 21.0 |
| 2242 | Sell | 15.05.2018 00:12:00 | 109.623 | 0.01 | 15.05.2018 00:40:00 | 109.602 | \$ 21.0 |
| 1934 | Sell | 15.05.2018 09:04:00 | 109.782 | 0.01 | 15.05.2018 09:06:00 | 109.761 | \$ 21.0 |
| 2243 | Sell | 15.05.2018 09:04:00 | 109.782 | 0.01 | 15.05.2018 09:06:00 | 109.761 | \$ 21.0 |
| 1936 | Sell | 15.05.2018 15:11:00 | 109.941 | 0.01 | 15.05.2018 16:01:00 | 109.84 | \$ 101.0 |
| 1935 | Sell | 15.05.2018 13:16:00 | 109.783 | 0.01 | 15.05.2018 16:01:00 | 109.84 | \$ -57.0 |
| 1937 | Sell | 15.05.2018 17:41:00 | 109.936 | 0.01 | 15.05.2018 18:08:00 | 109.913 | \$ 23.0 |
| 1299 | Sell | 15.05.2018 21:51:00 | 110.286 | 0.02 | 15.05.2018 21:56:00 | 110.239 | \$ 94.0 |
| 1298 | Sell | 15.05.2018 21:46:00 | 110.258 | 0.02 | 15.05.2018 21:56:00 | 110.239 | \$ 38.0 |
| 1297 | Sell | 15.05.2018 21:41:00 | 110.258 | 0.02 | 15.05.2018 21:56:00 | 110.239 | \$ 38.0 |
| 1296 | Sell | 15.05.2018 21:36:00 | 110.24 | 0.02 | 15.05.2018 21:56:00 | 110.239 | \$ 2.0 |
| 1941 | Sell | 16.05.2018 01:45:00 | 110.32 | 0.01 | 16.05.2018 08:18:00 | 110.217 | \$ 103.0 |

| | | | | | | | |
|------|------|---------------------|---------|------|---------------------|---------|------------|
| 1940 | Sell | 16.05.2018 00:04:00 | 110.349 | 0.01 | 16.05.2018 08:18:00 | 110.217 | \$ 132.0 |
| 1939 | Sell | 15.05.2018 22:21:00 | 110.299 | 0.01 | 16.05.2018 08:18:00 | 110.217 | \$ 72.17 |
| 1938 | Sell | 15.05.2018 20:41:00 | 109.99 | 0.01 | 16.05.2018 08:18:00 | 110.217 | \$ -236.83 |
| 1942 | Sell | 16.05.2018 09:03:00 | 110.334 | 0.01 | 16.05.2018 09:20:00 | 110.313 | \$ 21.0 |
| 2712 | Buy | 16.05.2018 16:00:00 | 110.216 | 0.01 | 16.05.2018 16:03:00 | 110.244 | \$ 28.0 |
| 2713 | Buy | 16.05.2018 18:07:00 | 110.149 | 0.01 | 16.05.2018 18:19:00 | 110.175 | \$ 26.0 |
| 2714 | Buy | 16.05.2018 21:29:00 | 110.132 | 0.01 | 16.05.2018 21:48:00 | 110.158 | \$ 26.0 |
| 2254 | Sell | 16.05.2018 09:03:00 | 110.334 | 0.02 | 16.05.2018 22:01:00 | 110.076 | \$ 516.0 |
| 2253 | Sell | 16.05.2018 01:48:00 | 110.352 | 0.01 | 16.05.2018 22:01:00 | 110.076 | \$ 276.0 |
| 2252 | Sell | 16.05.2018 01:45:00 | 110.32 | 0.02 | 16.05.2018 22:01:00 | 110.076 | \$ 488.0 |
| 2251 | Sell | 16.05.2018 00:04:00 | 110.349 | 0.01 | 16.05.2018 22:01:00 | 110.076 | \$ 273.0 |
| 2250 | Sell | 15.05.2018 22:23:00 | 110.27 | 0.01 | 16.05.2018 22:01:00 | 110.076 | \$ 184.17 |
| 2249 | Sell | 15.05.2018 20:43:00 | 110.009 | 0.01 | 16.05.2018 22:01:00 | 110.076 | \$ -76.83 |
| 2248 | Sell | 15.05.2018 20:41:00 | 109.99 | 0.02 | 16.05.2018 22:01:00 | 110.076 | \$ -191.66 |
| 2247 | Sell | 15.05.2018 17:41:00 | 109.936 | 0.01 | 16.05.2018 22:01:00 | 110.076 | \$ -149.83 |
| 2246 | Sell | 15.05.2018 15:11:00 | 109.941 | 0.01 | 16.05.2018 22:01:00 | 110.076 | \$ -144.83 |
| 2245 | Sell | 15.05.2018 13:16:00 | 109.782 | 0.02 | 16.05.2018 22:01:00 | 110.076 | \$ -607.66 |
| 2244 | Sell | 15.05.2018 13:16:00 | 109.79 | 0.01 | 16.05.2018 22:01:00 | 110.076 | \$ -295.83 |
| 1944 | Sell | 17.05.2018 18:42:00 | 110.728 | 0.01 | 17.05.2018 19:45:00 | 110.611 | \$ 117.0 |
| 1943 | Sell | 17.05.2018 16:16:00 | 110.539 | 0.01 | 17.05.2018 19:45:00 | 110.611 | \$ -72.0 |
| 2256 | Sell | 17.05.2018 18:42:00 | 110.728 | 0.01 | 17.05.2018 19:45:00 | 110.611 | \$ 117.0 |
| 2255 | Sell | 17.05.2018 16:16:00 | 110.539 | 0.01 | 17.05.2018 19:45:00 | 110.611 | \$ -72.0 |
| 1945 | Sell | 17.05.2018 20:38:00 | 110.687 | 0.01 | 17.05.2018 20:52:00 | 110.665 | \$ 22.0 |
| 2257 | Sell | 17.05.2018 20:38:00 | 110.687 | 0.01 | 17.05.2018 20:52:00 | 110.665 | \$ 22.0 |
| 1946 | Sell | 17.05.2018 22:38:00 | 110.773 | 0.01 | 17.05.2018 22:41:00 | 110.751 | \$ 22.0 |
| 2258 | Sell | 17.05.2018 22:38:00 | 110.773 | 0.01 | 17.05.2018 22:41:00 | 110.751 | \$ 22.0 |
| 1947 | Sell | 18.05.2018 07:10:00 | 110.832 | 0.01 | 18.05.2018 07:30:00 | 110.809 | \$ 23.0 |
| 2260 | Sell | 18.05.2018 07:14:00 | 110.842 | 0.01 | 18.05.2018 07:30:00 | 110.814 | \$ 28.0 |
| 2259 | Sell | 18.05.2018 07:10:00 | 110.832 | 0.02 | 18.05.2018 07:30:00 | 110.814 | \$ 36.0 |
| 1948 | Sell | 18.05.2018 10:07:00 | 110.936 | 0.01 | 18.05.2018 11:10:00 | 110.915 | \$ 21.0 |
| 2261 | Sell | 18.05.2018 10:07:00 | 110.936 | 0.01 | 18.05.2018 11:10:00 | 110.915 | \$ 21.0 |
| 1949 | Sell | 18.05.2018 18:27:00 | 111.026 | 0.01 | 18.05.2018 18:27:00 | 111.005 | \$ 21.0 |
| 2262 | Sell | 18.05.2018 18:27:00 | 111.026 | 0.01 | 18.05.2018 18:27:00 | 111.005 | \$ 21.0 |
| 2727 | Buy | 18.05.2018 23:37:00 | 110.72 | 0.01 | 19.05.2018 00:22:00 | 110.747 | \$ 27.0 |
| 2728 | Buy | 19.05.2018 01:17:00 | 110.675 | 0.01 | 19.05.2018 03:05:00 | 110.701 | \$ 26.0 |
| 1950 | Buy | 19.05.2018 01:10:00 | 110.689 | 0.01 | 19.05.2018 03:20:00 | 110.71 | \$ 21.0 |
| 2263 | Buy | 19.05.2018 01:10:00 | 110.689 | 0.01 | 19.05.2018 03:20:00 | 110.71 | \$ 21.0 |
| 1952 | Sell | 21.05.2018 14:42:00 | 111.332 | 0.01 | 21.05.2018 22:28:00 | 111.196 | \$ 136.0 |
| 1951 | Sell | 21.05.2018 12:02:00 | 111.104 | 0.01 | 21.05.2018 22:28:00 | 111.196 | \$ -92.0 |
| 2265 | Sell | 21.05.2018 14:42:00 | 111.332 | 0.01 | 21.05.2018 22:28:00 | 111.196 | \$ 136.0 |
| 2264 | Sell | 21.05.2018 12:02:00 | 111.104 | 0.01 | 21.05.2018 22:28:00 | 111.196 | \$ -92.0 |
| 2732 | Buy | 22.05.2018 01:03:00 | 111.087 | 0.01 | 22.05.2018 03:02:00 | 111.114 | \$ 27.0 |
| 1953 | Buy | 22.05.2018 08:03:00 | 110.946 | 0.01 | 22.05.2018 08:33:00 | 110.967 | \$ 21.0 |
| 2266 | Buy | 22.05.2018 08:03:00 | 110.946 | 0.01 | 22.05.2018 08:33:00 | 110.967 | \$ 21.0 |
| 2734 | Buy | 22.05.2018 07:33:00 | 110.986 | 0.01 | 22.05.2018 08:46:00 | 111.048 | \$ 62.0 |
| 2733 | Buy | 22.05.2018 04:26:00 | 111.056 | 0.01 | 22.05.2018 08:46:00 | 111.048 | \$ -8.0 |
| 1954 | Buy | 22.05.2018 09:43:00 | 110.909 | 0.01 | 22.05.2018 09:51:00 | 110.93 | \$ 21.0 |
| 2267 | Buy | 22.05.2018 09:43:00 | 110.909 | 0.01 | 22.05.2018 09:51:00 | 110.93 | \$ 21.0 |
| 2735 | Buy | 22.05.2018 09:20:00 | 110.95 | 0.01 | 22.05.2018 09:58:00 | 110.978 | \$ 28.0 |
| 2736 | Buy | 22.05.2018 11:00:00 | 110.89 | 0.01 | 22.05.2018 11:10:00 | 110.915 | \$ 25.0 |
| 1955 | Buy | 22.05.2018 12:42:00 | 110.867 | 0.01 | 22.05.2018 12:54:00 | 110.888 | \$ 21.0 |
| 2268 | Buy | 22.05.2018 12:42:00 | 110.867 | 0.01 | 22.05.2018 12:54:00 | 110.888 | \$ 21.0 |
| 2737 | Buy | 22.05.2018 12:42:00 | 110.867 | 0.01 | 22.05.2018 12:55:00 | 110.894 | \$ 27.0 |
| 2739 | Buy | 22.05.2018 18:46:00 | 110.948 | 0.01 | 22.05.2018 19:49:00 | 110.974 | \$ 26.0 |
| 2740 | Buy | 22.05.2018 20:41:00 | 110.914 | 0.01 | 22.05.2018 21:55:00 | 110.942 | \$ 28.0 |
| 2743 | Buy | 23.05.2018 08:51:00 | 110.755 | 0.01 | 23.05.2018 09:37:00 | 110.865 | \$ 110.0 |
| 2742 | Buy | 23.05.2018 07:10:00 | 110.854 | 0.01 | 23.05.2018 09:37:00 | 110.865 | \$ 11.0 |
| 2741 | Buy | 23.05.2018 04:41:00 | 110.908 | 0.01 | 23.05.2018 09:37:00 | 110.865 | \$ -43.0 |
| 2744 | Buy | 23.05.2018 10:31:00 | 110.569 | 0.01 | 23.05.2018 10:34:00 | 110.596 | \$ 27.0 |
| 2738 | Sell | 22.05.2018 16:01:00 | 111.154 | 0.03 | 23.05.2018 12:09:00 | 110.392 | \$ 2256.51 |

| | | | | | | | |
|------|------|---------------------|---------|------|---------------------|---------|-------------|
| 2731 | Sell | 21.05.2018 14:42:00 | 111.332 | 0.03 | 23.05.2018 12:09:00 | 110.392 | \$ 2761.02 |
| 2730 | Sell | 21.05.2018 12:02:00 | 111.104 | 0.03 | 23.05.2018 12:09:00 | 110.392 | \$ 2077.02 |
| 2729 | Sell | 21.05.2018 09:09:00 | 110.943 | 0.03 | 23.05.2018 12:09:00 | 110.392 | \$ 1594.02 |
| 2726 | Sell | 18.05.2018 18:27:00 | 111.02 | 0.03 | 23.05.2018 12:09:00 | 110.392 | \$ 1795.53 |
| 2725 | Sell | 18.05.2018 10:07:00 | 110.936 | 0.03 | 23.05.2018 12:09:00 | 110.392 | \$ 1543.53 |
| 2724 | Sell | 18.05.2018 07:14:00 | 110.842 | 0.03 | 23.05.2018 12:09:00 | 110.392 | \$ 1261.53 |
| 2723 | Sell | 18.05.2018 07:10:00 | 110.832 | 0.05 | 23.05.2018 12:09:00 | 110.392 | \$ 2052.55 |
| 2722 | Sell | 17.05.2018 22:38:00 | 110.773 | 0.03 | 23.05.2018 12:09:00 | 110.392 | \$ 1025.04 |
| 2721 | Sell | 17.05.2018 20:38:00 | 110.687 | 0.03 | 23.05.2018 12:09:00 | 110.392 | \$ 767.04 |
| 2720 | Sell | 17.05.2018 18:42:00 | 110.728 | 0.03 | 23.05.2018 12:09:00 | 110.392 | \$ 890.04 |
| 2719 | Sell | 17.05.2018 16:16:00 | 110.539 | 0.03 | 23.05.2018 12:09:00 | 110.392 | \$ 323.04 |
| 2718 | Sell | 17.05.2018 14:00:00 | 110.32 | 0.03 | 23.05.2018 12:09:00 | 110.392 | \$ -333.96 |
| 2717 | Sell | 17.05.2018 08:37:00 | 110.389 | 0.03 | 23.05.2018 12:09:00 | 110.392 | \$ -126.96 |
| 2716 | Sell | 17.05.2018 04:25:00 | 110.291 | 0.03 | 23.05.2018 12:09:00 | 110.392 | \$ -420.96 |
| 2715 | Sell | 17.05.2018 00:00:00 | 110.307 | 0.03 | 23.05.2018 12:09:00 | 110.392 | \$ -372.96 |
| 2711 | Sell | 16.05.2018 10:00:00 | 110.327 | 0.05 | 23.05.2018 12:09:00 | 110.392 | \$ -669.05 |
| 2710 | Sell | 16.05.2018 01:48:00 | 110.352 | 0.03 | 23.05.2018 12:09:00 | 110.392 | \$ -326.43 |
| 2709 | Sell | 16.05.2018 01:45:00 | 110.32 | 0.05 | 23.05.2018 12:09:00 | 110.392 | \$ -704.05 |
| 2708 | Sell | 16.05.2018 00:04:00 | 110.349 | 0.03 | 23.05.2018 12:09:00 | 110.392 | \$ -335.43 |
| 2707 | Sell | 15.05.2018 22:23:00 | 110.27 | 0.03 | 23.05.2018 12:09:00 | 110.392 | \$ -601.92 |
| 2706 | Sell | 15.05.2018 20:43:00 | 110.009 | 0.03 | 23.05.2018 12:09:00 | 110.392 | \$ -1384.92 |
| 2705 | Sell | 15.05.2018 20:41:00 | 109.99 | 0.05 | 23.05.2018 12:09:00 | 110.392 | \$ -2403.2 |
| 2704 | Sell | 15.05.2018 17:41:00 | 109.936 | 0.03 | 23.05.2018 12:09:00 | 110.392 | \$ -1603.92 |
| 2703 | Sell | 15.05.2018 15:11:00 | 109.941 | 0.03 | 23.05.2018 12:09:00 | 110.392 | \$ -1588.92 |
| 2702 | Sell | 15.05.2018 13:16:00 | 109.782 | 0.05 | 23.05.2018 12:09:00 | 110.392 | \$ -3443.2 |
| 2701 | Sell | 15.05.2018 13:16:00 | 109.79 | 0.03 | 23.05.2018 12:09:00 | 110.392 | \$ -2041.92 |
| 2700 | Sell | 15.05.2018 09:04:00 | 109.782 | 0.03 | 23.05.2018 12:09:00 | 110.392 | \$ -2065.92 |
| 2699 | Sell | 15.05.2018 03:06:00 | 109.612 | 0.03 | 23.05.2018 12:09:00 | 110.392 | \$ -2575.92 |
| 2745 | Buy | 23.05.2018 12:11:00 | 110.419 | 0.01 | 23.05.2018 12:21:00 | 110.444 | \$ 25.0 |
| 2746 | Buy | 23.05.2018 14:13:00 | 110.465 | 0.01 | 23.05.2018 14:48:00 | 110.493 | \$ 28.0 |
| 1314 | Buy | 23.05.2018 18:56:00 | 109.594 | 0.02 | 23.05.2018 19:50:00 | 109.853 | \$ 518.0 |
| 1313 | Buy | 23.05.2018 18:51:00 | 109.612 | 0.02 | 23.05.2018 19:50:00 | 109.853 | \$ 482.0 |
| 1312 | Buy | 23.05.2018 18:46:00 | 109.617 | 0.02 | 23.05.2018 19:50:00 | 109.853 | \$ 472.0 |
| 1311 | Buy | 23.05.2018 18:41:00 | 109.655 | 0.02 | 23.05.2018 19:50:00 | 109.853 | \$ 396.0 |
| 1310 | Buy | 23.05.2018 18:26:00 | 109.689 | 0.02 | 23.05.2018 19:50:00 | 109.853 | \$ 328.0 |
| 1309 | Buy | 23.05.2018 18:06:00 | 109.768 | 0.02 | 23.05.2018 19:50:00 | 109.853 | \$ 170.0 |
| 1308 | Buy | 23.05.2018 17:34:00 | 109.886 | 0.02 | 23.05.2018 19:50:00 | 109.853 | \$ -66.0 |
| 1307 | Buy | 23.05.2018 17:29:00 | 109.929 | 0.02 | 23.05.2018 19:50:00 | 109.853 | \$ -152.0 |
| 1306 | Buy | 23.05.2018 17:24:00 | 109.935 | 0.02 | 23.05.2018 19:50:00 | 109.853 | \$ -164.0 |
| 1305 | Buy | 23.05.2018 17:19:00 | 109.972 | 0.02 | 23.05.2018 19:50:00 | 109.853 | \$ -238.0 |
| 1304 | Buy | 23.05.2018 17:14:00 | 109.962 | 0.02 | 23.05.2018 19:50:00 | 109.853 | \$ -218.0 |
| 1303 | Buy | 23.05.2018 17:09:00 | 109.892 | 0.02 | 23.05.2018 19:50:00 | 109.853 | \$ -78.0 |
| 1302 | Buy | 23.05.2018 17:04:00 | 109.869 | 0.02 | 23.05.2018 19:50:00 | 109.853 | \$ -32.0 |
| 1301 | Buy | 23.05.2018 16:59:00 | 110.052 | 0.02 | 23.05.2018 19:50:00 | 109.853 | \$ -398.0 |
| 1300 | Buy | 23.05.2018 16:54:00 | 110.05 | 0.02 | 23.05.2018 19:50:00 | 109.853 | \$ -394.0 |
| 2750 | Buy | 23.05.2018 20:21:00 | 109.683 | 0.01 | 24.05.2018 01:46:00 | 110.226 | \$ 554.91 |
| 2749 | Buy | 23.05.2018 18:02:00 | 109.825 | 0.01 | 24.05.2018 01:46:00 | 110.226 | \$ 412.91 |
| 2748 | Buy | 23.05.2018 15:58:00 | 110.352 | 0.01 | 24.05.2018 01:46:00 | 110.226 | \$ -114.09 |
| 2747 | Buy | 23.05.2018 15:32:00 | 110.446 | 0.03 | 24.05.2018 01:46:00 | 110.226 | \$ -624.27 |
| 1962 | Buy | 23.05.2018 23:40:00 | 110.037 | 0.01 | 24.05.2018 01:58:00 | 110.25 | \$ 224.91 |
| 1961 | Buy | 23.05.2018 20:21:00 | 109.683 | 0.01 | 24.05.2018 01:58:00 | 110.25 | \$ 578.91 |
| 1960 | Buy | 23.05.2018 18:02:00 | 109.825 | 0.01 | 24.05.2018 01:58:00 | 110.25 | \$ 436.91 |
| 1959 | Buy | 23.05.2018 15:58:00 | 110.352 | 0.01 | 24.05.2018 01:58:00 | 110.25 | \$ -90.09 |
| 1958 | Buy | 23.05.2018 14:13:00 | 110.465 | 0.01 | 24.05.2018 01:58:00 | 110.25 | \$ -203.09 |
| 1957 | Buy | 23.05.2018 11:55:00 | 110.477 | 0.01 | 24.05.2018 01:58:00 | 110.25 | \$ -215.09 |
| 1956 | Buy | 23.05.2018 10:15:00 | 110.758 | 0.01 | 24.05.2018 01:58:00 | 110.25 | \$ -496.09 |
| 2276 | Buy | 23.05.2018 23:40:00 | 110.037 | 0.02 | 24.05.2018 02:27:00 | 110.275 | \$ 499.82 |
| 2275 | Buy | 23.05.2018 20:21:00 | 109.683 | 0.01 | 24.05.2018 02:27:00 | 110.275 | \$ 603.91 |
| 2274 | Buy | 23.05.2018 18:02:00 | 109.825 | 0.01 | 24.05.2018 02:27:00 | 110.275 | \$ 461.91 |
| 2273 | Buy | 23.05.2018 15:58:00 | 110.352 | 0.01 | 24.05.2018 02:27:00 | 110.275 | \$ -65.09 |

| | | | | | | | |
|------|------|---------------------|---------|------|---------------------|---------|------------|
| 2272 | Buy | 23.05.2018 15:32:00 | 110.446 | 0.02 | 24.05.2018 02:27:00 | 110.275 | \$ -318.18 |
| 2271 | Buy | 23.05.2018 14:13:00 | 110.465 | 0.01 | 24.05.2018 02:27:00 | 110.275 | \$ -178.09 |
| 2270 | Buy | 23.05.2018 11:55:00 | 110.477 | 0.01 | 24.05.2018 02:27:00 | 110.275 | \$ -190.09 |
| 2269 | Buy | 23.05.2018 10:15:00 | 110.758 | 0.01 | 24.05.2018 02:27:00 | 110.275 | \$ -471.09 |
| 2281 | Buy | 24.05.2018 15:26:00 | 109.424 | 0.02 | 24.05.2018 15:43:00 | 109.584 | \$ 320.0 |
| 2280 | Buy | 24.05.2018 14:11:00 | 109.436 | 0.01 | 24.05.2018 15:43:00 | 109.584 | \$ 148.0 |
| 2279 | Buy | 24.05.2018 12:24:00 | 109.519 | 0.01 | 24.05.2018 15:43:00 | 109.584 | \$ 65.0 |
| 2278 | Buy | 24.05.2018 10:29:00 | 109.618 | 0.01 | 24.05.2018 15:43:00 | 109.584 | \$ -34.0 |
| 2277 | Buy | 24.05.2018 08:45:00 | 109.955 | 0.01 | 24.05.2018 15:43:00 | 109.584 | \$ -371.0 |
| 2756 | Buy | 24.05.2018 15:26:00 | 109.424 | 0.03 | 24.05.2018 16:19:00 | 109.637 | \$ 639.0 |
| 2755 | Buy | 24.05.2018 14:11:00 | 109.436 | 0.01 | 24.05.2018 16:19:00 | 109.637 | \$ 201.0 |
| 2754 | Buy | 24.05.2018 12:24:00 | 109.519 | 0.01 | 24.05.2018 16:19:00 | 109.637 | \$ 118.0 |
| 2753 | Buy | 24.05.2018 10:29:00 | 109.618 | 0.01 | 24.05.2018 16:19:00 | 109.637 | \$ 19.0 |
| 2752 | Buy | 24.05.2018 08:45:00 | 109.955 | 0.01 | 24.05.2018 16:19:00 | 109.637 | \$ -318.0 |
| 2751 | Buy | 24.05.2018 05:20:00 | 110.083 | 0.01 | 24.05.2018 16:19:00 | 109.637 | \$ -446.0 |
| 1966 | Buy | 24.05.2018 14:11:00 | 109.436 | 0.01 | 24.05.2018 16:34:00 | 109.653 | \$ 217.0 |
| 1965 | Buy | 24.05.2018 12:24:00 | 109.519 | 0.01 | 24.05.2018 16:34:00 | 109.653 | \$ 134.0 |
| 1964 | Buy | 24.05.2018 10:29:00 | 109.618 | 0.01 | 24.05.2018 16:34:00 | 109.653 | \$ 35.0 |
| 1963 | Buy | 24.05.2018 08:45:00 | 109.955 | 0.01 | 24.05.2018 16:34:00 | 109.653 | \$ -302.0 |
| 1967 | Buy | 24.05.2018 21:15:00 | 109.549 | 0.01 | 24.05.2018 21:30:00 | 109.571 | \$ 22.0 |
| 2282 | Buy | 24.05.2018 21:15:00 | 109.549 | 0.01 | 24.05.2018 21:30:00 | 109.571 | \$ 22.0 |
| 1315 | Buy | 25.05.2018 00:00:00 | 108.993 | 0.02 | 25.05.2018 00:01:00 | 109.013 | \$ 40.0 |
| 1968 | Buy | 24.05.2018 22:55:00 | 109.235 | 0.01 | 25.05.2018 00:57:00 | 109.257 | \$ 25.97 |
| 2283 | Buy | 24.05.2018 22:55:00 | 109.235 | 0.01 | 25.05.2018 00:57:00 | 109.257 | \$ 25.97 |
| 2758 | Buy | 24.05.2018 23:57:00 | 109.039 | 0.01 | 25.05.2018 01:01:00 | 109.327 | \$ 291.97 |
| 2757 | Buy | 24.05.2018 22:10:00 | 109.563 | 0.01 | 25.05.2018 01:01:00 | 109.327 | \$ -232.03 |
| 1969 | Buy | 25.05.2018 06:04:00 | 109.239 | 0.01 | 25.05.2018 06:10:00 | 109.262 | \$ 23.0 |
| 2284 | Buy | 25.05.2018 06:04:00 | 109.239 | 0.02 | 25.05.2018 06:10:00 | 109.262 | \$ 46.0 |
| 2285 | Buy | 25.05.2018 07:24:00 | 109.175 | 0.01 | 25.05.2018 07:37:00 | 109.196 | \$ 21.0 |
| 2760 | Buy | 25.05.2018 07:24:00 | 109.175 | 0.01 | 25.05.2018 07:47:00 | 109.213 | \$ 38.0 |
| 2759 | Buy | 25.05.2018 07:24:00 | 109.192 | 0.03 | 25.05.2018 07:47:00 | 109.213 | \$ 63.0 |
| 2761 | Sell | 25.05.2018 10:04:00 | 109.556 | 0.03 | 25.05.2018 13:28:00 | 109.527 | \$ 87.0 |
| 2762 | Sell | 25.05.2018 18:00:00 | 109.536 | 0.03 | 25.05.2018 18:31:00 | 109.509 | \$ 81.0 |
| 2763 | Buy | 25.05.2018 21:00:00 | 109.398 | 0.01 | 25.05.2018 21:26:00 | 109.424 | \$ 26.0 |
| 1970 | Buy | 25.05.2018 22:09:00 | 109.199 | 0.01 | 25.05.2018 22:21:00 | 109.22 | \$ 21.0 |
| 2286 | Buy | 25.05.2018 22:09:00 | 109.199 | 0.01 | 25.05.2018 22:21:00 | 109.22 | \$ 21.0 |
| 2764 | Buy | 25.05.2018 22:44:00 | 109.221 | 0.01 | 25.05.2018 23:06:00 | 109.247 | \$ 26.0 |
| 2765 | Sell | 26.05.2018 05:05:00 | 109.503 | 0.03 | 26.05.2018 05:54:00 | 109.476 | \$ 81.0 |
| 1971 | Sell | 28.05.2018 07:02:00 | 109.765 | 0.01 | 28.05.2018 07:03:00 | 109.743 | \$ 22.0 |
| 2287 | Sell | 28.05.2018 07:02:00 | 109.765 | 0.01 | 28.05.2018 07:03:00 | 109.743 | \$ 22.0 |
| 1972 | Sell | 28.05.2018 09:10:00 | 109.699 | 0.01 | 28.05.2018 09:29:00 | 109.677 | \$ 22.0 |
| 2288 | Sell | 28.05.2018 09:10:00 | 109.699 | 0.01 | 28.05.2018 09:29:00 | 109.677 | \$ 22.0 |
| 2766 | Sell | 28.05.2018 09:10:00 | 109.699 | 0.03 | 28.05.2018 09:30:00 | 109.672 | \$ 81.0 |
| 2767 | Sell | 28.05.2018 15:00:00 | 109.554 | 0.03 | 28.05.2018 15:49:00 | 109.528 | \$ 78.0 |
| 2769 | Buy | 28.05.2018 21:37:00 | 109.294 | 0.01 | 28.05.2018 23:25:00 | 109.369 | \$ 75.0 |
| 2768 | Buy | 28.05.2018 19:04:00 | 109.391 | 0.01 | 28.05.2018 23:25:00 | 109.369 | \$ -22.0 |
| 2770 | Buy | 29.05.2018 09:15:00 | 109.208 | 0.01 | 29.05.2018 09:49:00 | 109.233 | \$ 25.0 |
| 1974 | Buy | 29.05.2018 12:28:00 | 108.994 | 0.01 | 29.05.2018 12:48:00 | 109.068 | \$ 74.0 |
| 1973 | Buy | 29.05.2018 10:10:00 | 109.098 | 0.01 | 29.05.2018 12:48:00 | 109.068 | \$ -30.0 |
| 2290 | Buy | 29.05.2018 12:28:00 | 108.994 | 0.01 | 29.05.2018 12:48:00 | 109.068 | \$ 74.0 |
| 2289 | Buy | 29.05.2018 10:10:00 | 109.098 | 0.01 | 29.05.2018 12:48:00 | 109.068 | \$ -30.0 |
| 2771 | Buy | 29.05.2018 11:12:00 | 109.041 | 0.01 | 29.05.2018 12:48:00 | 109.068 | \$ 27.0 |
| 2772 | Buy | 29.05.2018 13:41:00 | 108.99 | 0.01 | 29.05.2018 13:49:00 | 109.016 | \$ 26.0 |
| 1316 | Buy | 29.05.2018 17:30:00 | 108.523 | 0.02 | 29.05.2018 17:31:00 | 108.543 | \$ 40.0 |
| 1317 | Buy | 29.05.2018 17:35:00 | 108.524 | 0.02 | 29.05.2018 17:40:00 | 108.545 | \$ 42.0 |
| 1976 | Buy | 29.05.2018 16:54:00 | 108.746 | 0.01 | 29.05.2018 18:58:00 | 108.884 | \$ 138.0 |
| 1975 | Buy | 29.05.2018 15:14:00 | 108.978 | 0.01 | 29.05.2018 18:58:00 | 108.884 | \$ -94.0 |
| 2292 | Buy | 29.05.2018 16:54:00 | 108.746 | 0.01 | 29.05.2018 18:58:00 | 108.884 | \$ 138.0 |
| 2291 | Buy | 29.05.2018 15:14:00 | 108.978 | 0.01 | 29.05.2018 18:58:00 | 108.884 | \$ -94.0 |
| 2774 | Buy | 29.05.2018 17:10:00 | 108.733 | 0.01 | 29.05.2018 18:58:00 | 108.893 | \$ 160.0 |

| | | | | | | | |
|------|------|---------------------|---------|------|---------------------|---------|------------|
| 2773 | Buy | 29.05.2018 15:21:00 | 108.998 | 0.01 | 29.05.2018 18:58:00 | 108.893 | \$ -105.0 |
| 1977 | Buy | 29.05.2018 22:28:00 | 108.876 | 0.01 | 29.05.2018 22:31:00 | 108.899 | \$ 23.0 |
| 2293 | Buy | 29.05.2018 22:28:00 | 108.876 | 0.02 | 29.05.2018 22:31:00 | 108.899 | \$ 46.0 |
| 1318 | Buy | 30.05.2018 03:27:00 | 108.154 | 0.02 | 30.05.2018 03:30:00 | 108.174 | \$ 40.0 |
| 1319 | Buy | 30.05.2018 03:38:00 | 108.157 | 0.02 | 30.05.2018 03:42:00 | 108.177 | \$ 40.0 |
| 1320 | Buy | 30.05.2018 03:44:00 | 108.156 | 0.02 | 30.05.2018 03:44:00 | 108.179 | \$ 46.0 |
| 2776 | Buy | 30.05.2018 02:20:00 | 108.632 | 0.01 | 30.05.2018 05:12:00 | 108.735 | \$ 103.0 |
| 2775 | Buy | 30.05.2018 00:12:00 | 108.785 | 0.01 | 30.05.2018 05:12:00 | 108.735 | \$ -50.0 |
| 1979 | Buy | 30.05.2018 02:20:00 | 108.632 | 0.01 | 30.05.2018 05:15:00 | 108.746 | \$ 114.0 |
| 1978 | Buy | 30.05.2018 00:11:00 | 108.816 | 0.01 | 30.05.2018 05:15:00 | 108.746 | \$ -70.0 |
| 2295 | Buy | 30.05.2018 02:20:00 | 108.632 | 0.01 | 30.05.2018 05:15:00 | 108.746 | \$ 114.0 |
| 2294 | Buy | 30.05.2018 00:11:00 | 108.816 | 0.01 | 30.05.2018 05:15:00 | 108.746 | \$ -70.0 |
| 1980 | Buy | 30.05.2018 06:40:00 | 108.633 | 0.01 | 30.05.2018 07:39:00 | 108.655 | \$ 22.0 |
| 2296 | Buy | 30.05.2018 06:40:00 | 108.633 | 0.02 | 30.05.2018 07:39:00 | 108.655 | \$ 44.0 |
| 1981 | Buy | 30.05.2018 08:20:00 | 108.517 | 0.01 | 30.05.2018 09:06:00 | 108.539 | \$ 22.0 |
| 2298 | Buy | 30.05.2018 08:25:00 | 108.5 | 0.01 | 30.05.2018 09:06:00 | 108.532 | \$ 32.0 |
| 2297 | Buy | 30.05.2018 08:20:00 | 108.517 | 0.02 | 30.05.2018 09:06:00 | 108.532 | \$ 30.0 |
| 1982 | Buy | 30.05.2018 11:15:00 | 108.51 | 0.01 | 30.05.2018 11:18:00 | 108.531 | \$ 21.0 |
| 2299 | Buy | 30.05.2018 11:15:00 | 108.51 | 0.02 | 30.05.2018 11:18:00 | 108.531 | \$ 42.0 |
| 2777 | Buy | 30.05.2018 11:15:00 | 108.51 | 0.03 | 30.05.2018 11:19:00 | 108.536 | \$ 78.0 |
| 2778 | Sell | 30.05.2018 15:06:00 | 108.771 | 0.03 | 30.05.2018 15:14:00 | 108.746 | \$ 75.0 |
| 1983 | Sell | 30.05.2018 20:00:00 | 108.89 | 0.01 | 30.05.2018 21:33:00 | 108.869 | \$ 21.0 |
| 2300 | Sell | 30.05.2018 20:00:00 | 108.89 | 0.01 | 30.05.2018 21:33:00 | 108.869 | \$ 21.0 |
| 1984 | Sell | 30.05.2018 23:11:00 | 108.943 | 0.01 | 30.05.2018 23:21:00 | 108.921 | \$ 22.0 |
| 2302 | Sell | 30.05.2018 23:17:00 | 108.929 | 0.02 | 30.05.2018 23:21:00 | 108.91 | \$ 38.0 |
| 2301 | Sell | 30.05.2018 23:11:00 | 108.946 | 0.01 | 30.05.2018 23:21:00 | 108.91 | \$ 36.0 |
| 1985 | Sell | 31.05.2018 00:52:00 | 109.037 | 0.01 | 31.05.2018 00:56:00 | 109.016 | \$ 21.0 |
| 2303 | Sell | 31.05.2018 00:52:00 | 109.037 | 0.01 | 31.05.2018 00:56:00 | 109.016 | \$ 21.0 |
| 2783 | Sell | 31.05.2018 00:52:00 | 109.037 | 0.03 | 31.05.2018 06:04:00 | 108.838 | \$ 597.0 |
| 2782 | Sell | 30.05.2018 23:17:00 | 108.929 | 0.05 | 31.05.2018 06:04:00 | 108.838 | \$ 307.55 |
| 2781 | Sell | 30.05.2018 23:11:00 | 108.946 | 0.03 | 31.05.2018 06:04:00 | 108.838 | \$ 235.53 |
| 2780 | Sell | 30.05.2018 18:56:00 | 108.738 | 0.03 | 31.05.2018 06:04:00 | 108.838 | \$ -388.47 |
| 2779 | Sell | 30.05.2018 18:56:00 | 108.722 | 0.05 | 31.05.2018 06:04:00 | 108.838 | \$ -727.45 |
| 1986 | Buy | 31.05.2018 09:14:00 | 108.568 | 0.01 | 31.05.2018 09:17:00 | 108.591 | \$ 23.0 |
| 2304 | Buy | 31.05.2018 09:14:00 | 108.568 | 0.01 | 31.05.2018 09:17:00 | 108.591 | \$ 23.0 |
| 1987 | Buy | 31.05.2018 10:55:00 | 108.559 | 0.01 | 31.05.2018 10:56:00 | 108.58 | \$ 21.0 |
| 2305 | Buy | 31.05.2018 10:55:00 | 108.559 | 0.01 | 31.05.2018 10:56:00 | 108.58 | \$ 21.0 |
| 2785 | Buy | 31.05.2018 10:35:00 | 108.617 | 0.01 | 31.05.2018 12:16:00 | 108.71 | \$ 93.0 |
| 2784 | Buy | 31.05.2018 08:42:00 | 108.749 | 0.01 | 31.05.2018 12:16:00 | 108.71 | \$ -39.0 |
| 1988 | Buy | 31.05.2018 16:00:00 | 108.601 | 0.01 | 31.05.2018 16:02:00 | 108.623 | \$ 22.0 |
| 2306 | Buy | 31.05.2018 16:00:00 | 108.601 | 0.01 | 31.05.2018 16:02:00 | 108.623 | \$ 22.0 |
| 2786 | Buy | 31.05.2018 16:00:00 | 108.644 | 0.01 | 31.05.2018 16:06:00 | 108.671 | \$ 27.0 |
| 2787 | Sell | 31.05.2018 18:00:00 | 108.941 | 0.03 | 31.05.2018 18:10:00 | 108.915 | \$ 78.0 |
| 2788 | Buy | 31.05.2018 22:10:00 | 108.647 | 0.01 | 31.05.2018 22:12:00 | 108.674 | \$ 27.0 |
| 1989 | Buy | 31.05.2018 23:00:00 | 108.474 | 0.01 | 31.05.2018 23:00:00 | 108.497 | \$ 23.0 |
| 2307 | Buy | 31.05.2018 23:00:00 | 108.474 | 0.01 | 31.05.2018 23:00:00 | 108.497 | \$ 23.0 |
| 2789 | Buy | 31.05.2018 23:51:00 | 108.449 | 0.01 | 31.05.2018 23:54:00 | 108.476 | \$ 27.0 |
| 2790 | Sell | 01.06.2018 09:15:00 | 108.833 | 0.03 | 01.06.2018 09:30:00 | 108.805 | \$ 84.0 |
| 1990 | Sell | 01.06.2018 10:16:00 | 109.037 | 0.01 | 01.06.2018 10:16:00 | 109.017 | \$ 20.0 |
| 2308 | Sell | 01.06.2018 10:16:00 | 109.037 | 0.01 | 01.06.2018 10:16:00 | 109.017 | \$ 20.0 |
| 1991 | Sell | 01.06.2018 11:56:00 | 109.105 | 0.01 | 01.06.2018 14:04:00 | 109.083 | \$ 22.0 |
| 2309 | Sell | 01.06.2018 11:56:00 | 109.105 | 0.01 | 01.06.2018 14:04:00 | 109.083 | \$ 22.0 |
| 2791 | Sell | 01.06.2018 11:55:00 | 109.099 | 0.03 | 01.06.2018 14:06:00 | 109.072 | \$ 81.0 |
| 1992 | Sell | 01.06.2018 15:05:00 | 109.159 | 0.01 | 01.06.2018 15:05:00 | 109.139 | \$ 20.0 |
| 2310 | Sell | 01.06.2018 15:05:00 | 109.159 | 0.02 | 01.06.2018 15:05:00 | 109.139 | \$ 40.0 |
| 2792 | Sell | 01.06.2018 15:05:00 | 109.159 | 0.05 | 01.06.2018 15:05:00 | 109.134 | \$ 125.0 |
| 2311 | Sell | 01.06.2018 15:43:00 | 109.198 | 0.01 | 01.06.2018 16:00:00 | 109.176 | \$ 22.0 |
| 2793 | Sell | 01.06.2018 15:43:00 | 109.198 | 0.03 | 01.06.2018 16:00:00 | 109.172 | \$ 78.0 |
| 2313 | Sell | 01.06.2018 18:02:00 | 109.243 | 0.01 | 01.06.2018 18:11:00 | 109.201 | \$ 42.0 |
| 2312 | Sell | 01.06.2018 18:02:00 | 109.217 | 0.02 | 01.06.2018 18:11:00 | 109.201 | \$ 32.0 |

| | | | | | | | |
|------|------|---------------------|---------|------|---------------------|---------|------------|
| 2795 | Sell | 01.06.2018 18:02:00 | 109.243 | 0.03 | 01.06.2018 18:11:00 | 109.201 | \$ 126.0 |
| 2794 | Sell | 01.06.2018 18:02:00 | 109.217 | 0.05 | 01.06.2018 18:11:00 | 109.201 | \$ 80.0 |
| 1993 | Sell | 01.06.2018 18:02:00 | 109.217 | 0.01 | 01.06.2018 18:13:00 | 109.193 | \$ 24.0 |
| 1321 | Sell | 01.06.2018 21:06:00 | 109.471 | 0.02 | 01.06.2018 21:07:00 | 109.447 | \$ 48.0 |
| 1322 | Sell | 01.06.2018 21:16:00 | 109.497 | 0.02 | 01.06.2018 21:20:00 | 109.476 | \$ 42.0 |
| 1323 | Sell | 01.06.2018 21:30:00 | 109.569 | 0.02 | 01.06.2018 21:34:00 | 109.546 | \$ 46.0 |
| 1324 | Sell | 01.06.2018 21:35:00 | 109.556 | 0.02 | 01.06.2018 21:39:00 | 109.534 | \$ 44.0 |
| 1325 | Sell | 01.06.2018 21:40:00 | 109.576 | 0.02 | 01.06.2018 21:42:00 | 109.552 | \$ 48.0 |
| 1330 | Sell | 01.06.2018 22:11:00 | 109.702 | 0.02 | 01.06.2018 22:22:00 | 109.64 | \$ 124.0 |
| 1329 | Sell | 01.06.2018 22:06:00 | 109.68 | 0.02 | 01.06.2018 22:22:00 | 109.64 | \$ 80.0 |
| 1328 | Sell | 01.06.2018 22:01:00 | 109.687 | 0.02 | 01.06.2018 22:22:00 | 109.64 | \$ 94.0 |
| 1327 | Sell | 01.06.2018 21:56:00 | 109.634 | 0.02 | 01.06.2018 22:22:00 | 109.64 | \$ -12.0 |
| 1326 | Sell | 01.06.2018 21:51:00 | 109.613 | 0.02 | 01.06.2018 22:22:00 | 109.64 | \$ -54.0 |
| 1995 | Sell | 01.06.2018 22:11:00 | 109.702 | 0.01 | 02.06.2018 00:14:00 | 109.474 | \$ 228.0 |
| 1994 | Sell | 01.06.2018 20:30:00 | 109.289 | 0.01 | 02.06.2018 00:14:00 | 109.474 | \$ -185.0 |
| 1997 | Sell | 04.06.2018 14:26:00 | 109.674 | 0.01 | 04.06.2018 16:21:00 | 109.609 | \$ 65.0 |
| 1996 | Sell | 04.06.2018 08:54:00 | 109.589 | 0.01 | 04.06.2018 16:21:00 | 109.609 | \$ -20.0 |
| 2320 | Sell | 04.06.2018 15:28:00 | 109.718 | 0.01 | 04.06.2018 17:06:00 | 109.528 | \$ 190.0 |
| 2319 | Sell | 04.06.2018 14:26:00 | 109.674 | 0.02 | 04.06.2018 17:06:00 | 109.528 | \$ 292.0 |
| 2318 | Sell | 04.06.2018 09:03:00 | 109.654 | 0.01 | 04.06.2018 17:06:00 | 109.528 | \$ 126.0 |
| 2317 | Sell | 04.06.2018 08:54:00 | 109.589 | 0.02 | 04.06.2018 17:06:00 | 109.528 | \$ 122.0 |
| 2316 | Sell | 01.06.2018 22:11:00 | 109.702 | 0.01 | 04.06.2018 17:06:00 | 109.528 | \$ 164.17 |
| 2315 | Sell | 01.06.2018 20:30:00 | 109.327 | 0.01 | 04.06.2018 17:06:00 | 109.528 | \$ -210.83 |
| 2314 | Sell | 01.06.2018 20:30:00 | 109.289 | 0.02 | 04.06.2018 17:06:00 | 109.528 | \$ -497.66 |
| 2801 | Buy | 04.06.2018 20:01:00 | 109.511 | 0.01 | 04.06.2018 20:32:00 | 109.536 | \$ 25.0 |
| 2800 | Sell | 04.06.2018 09:03:00 | 109.654 | 0.03 | 04.06.2018 20:58:00 | 109.471 | \$ 549.0 |
| 2799 | Sell | 04.06.2018 08:54:00 | 109.589 | 0.05 | 04.06.2018 20:58:00 | 109.471 | \$ 590.0 |
| 2798 | Sell | 01.06.2018 22:11:00 | 109.702 | 0.03 | 04.06.2018 20:58:00 | 109.471 | \$ 663.51 |
| 2797 | Sell | 01.06.2018 20:30:00 | 109.327 | 0.03 | 04.06.2018 20:58:00 | 109.471 | \$ -461.49 |
| 2796 | Sell | 01.06.2018 20:30:00 | 109.289 | 0.05 | 04.06.2018 20:58:00 | 109.471 | \$ -959.15 |
| 1999 | Sell | 05.06.2018 07:34:00 | 109.874 | 0.01 | 05.06.2018 11:17:00 | 109.809 | \$ 65.0 |
| 1998 | Sell | 05.06.2018 04:41:00 | 109.793 | 0.01 | 05.06.2018 11:17:00 | 109.809 | \$ -16.0 |
| 2322 | Sell | 05.06.2018 07:34:00 | 109.874 | 0.01 | 05.06.2018 11:17:00 | 109.809 | \$ 65.0 |
| 2321 | Sell | 05.06.2018 04:41:00 | 109.793 | 0.01 | 05.06.2018 11:17:00 | 109.809 | \$ -16.0 |
| 2324 | Sell | 05.06.2018 14:33:00 | 109.98 | 0.01 | 05.06.2018 14:41:00 | 109.92 | \$ 60.0 |
| 2323 | Sell | 05.06.2018 13:42:00 | 109.924 | 0.02 | 05.06.2018 14:41:00 | 109.92 | \$ 8.0 |
| 2000 | Sell | 05.06.2018 13:42:00 | 109.924 | 0.01 | 05.06.2018 14:44:00 | 109.903 | \$ 21.0 |
| 2807 | Sell | 05.06.2018 14:33:00 | 109.98 | 0.03 | 05.06.2018 16:00:00 | 109.81 | \$ 510.0 |
| 2806 | Sell | 05.06.2018 13:42:00 | 109.924 | 0.05 | 05.06.2018 16:00:00 | 109.81 | \$ 570.0 |
| 2805 | Sell | 05.06.2018 07:34:00 | 109.874 | 0.03 | 05.06.2018 16:00:00 | 109.81 | \$ 192.0 |
| 2804 | Sell | 05.06.2018 04:41:00 | 109.793 | 0.03 | 05.06.2018 16:00:00 | 109.81 | \$ -51.0 |
| 2803 | Sell | 05.06.2018 02:10:00 | 109.742 | 0.03 | 05.06.2018 16:00:00 | 109.81 | \$ -204.0 |
| 2802 | Sell | 05.06.2018 00:00:00 | 109.639 | 0.03 | 05.06.2018 16:00:00 | 109.81 | \$ -513.0 |
| 2808 | Buy | 05.06.2018 18:00:00 | 109.763 | 0.01 | 05.06.2018 18:08:00 | 109.792 | \$ 29.0 |
| 2809 | Buy | 05.06.2018 21:13:00 | 109.725 | 0.01 | 05.06.2018 22:33:00 | 109.753 | \$ 28.0 |
| 2001 | Buy | 06.06.2018 01:23:00 | 109.574 | 0.01 | 06.06.2018 01:37:00 | 109.595 | \$ 21.0 |
| 2325 | Buy | 06.06.2018 01:23:00 | 109.574 | 0.01 | 06.06.2018 01:37:00 | 109.595 | \$ 21.0 |
| 2810 | Buy | 06.06.2018 01:22:00 | 109.636 | 0.01 | 06.06.2018 02:20:00 | 109.662 | \$ 26.0 |
| 2811 | Sell | 06.06.2018 09:25:00 | 109.902 | 0.03 | 06.06.2018 09:50:00 | 109.877 | \$ 75.0 |
| 2812 | Sell | 06.06.2018 13:19:00 | 109.936 | 0.03 | 06.06.2018 14:53:00 | 109.911 | \$ 75.0 |
| 2813 | Sell | 06.06.2018 15:34:00 | 109.994 | 0.03 | 06.06.2018 15:47:00 | 109.969 | \$ 75.0 |
| 2002 | Sell | 06.06.2018 15:58:00 | 110.058 | 0.01 | 06.06.2018 15:58:00 | 110.038 | \$ 20.0 |
| 2326 | Sell | 06.06.2018 15:58:00 | 110.058 | 0.01 | 06.06.2018 15:58:00 | 110.038 | \$ 20.0 |
| 2003 | Sell | 06.06.2018 18:57:00 | 110.166 | 0.01 | 06.06.2018 21:16:00 | 110.145 | \$ 21.0 |
| 2327 | Sell | 06.06.2018 18:57:00 | 110.166 | 0.01 | 06.06.2018 21:16:00 | 110.145 | \$ 21.0 |
| 2814 | Sell | 06.06.2018 18:57:00 | 110.166 | 0.03 | 06.06.2018 21:27:00 | 110.138 | \$ 84.0 |
| 2004 | Sell | 07.06.2018 04:04:00 | 110.221 | 0.01 | 07.06.2018 04:43:00 | 110.2 | \$ 21.0 |
| 2328 | Sell | 07.06.2018 04:04:00 | 110.221 | 0.01 | 07.06.2018 04:43:00 | 110.2 | \$ 21.0 |
| 2816 | Sell | 07.06.2018 04:04:00 | 110.221 | 0.03 | 07.06.2018 06:07:00 | 110.145 | \$ 228.0 |
| 2815 | Sell | 07.06.2018 02:00:00 | 110.12 | 0.03 | 07.06.2018 06:07:00 | 110.145 | \$ -75.0 |

| | | | | | | | |
|------|------|---------------------|---------|------|---------------------|---------|-----------|
| 2817 | Sell | 07.06.2018 09:20:00 | 110.215 | 0.05 | 07.06.2018 09:23:00 | 110.189 | \$ 130.0 |
| 2818 | Buy | 07.06.2018 11:00:00 | 109.987 | 0.01 | 07.06.2018 11:19:00 | 110.014 | \$ 27.0 |
| 2005 | Buy | 07.06.2018 13:58:00 | 109.911 | 0.01 | 07.06.2018 14:19:00 | 109.932 | \$ 21.0 |
| 2329 | Buy | 07.06.2018 13:58:00 | 109.911 | 0.01 | 07.06.2018 14:19:00 | 109.932 | \$ 21.0 |
| 2819 | Buy | 07.06.2018 13:55:00 | 109.935 | 0.01 | 07.06.2018 15:03:00 | 109.963 | \$ 28.0 |
| 2821 | Buy | 07.06.2018 16:51:00 | 109.898 | 0.01 | 07.06.2018 17:39:00 | 109.951 | \$ 53.0 |
| 2820 | Buy | 07.06.2018 16:51:00 | 109.935 | 0.03 | 07.06.2018 17:39:00 | 109.951 | \$ 48.0 |
| 2822 | Buy | 07.06.2018 23:13:00 | 109.945 | 0.01 | 07.06.2018 23:15:00 | 109.975 | \$ 30.0 |
| 2006 | Buy | 08.06.2018 01:46:00 | 109.715 | 0.01 | 08.06.2018 01:46:00 | 109.738 | \$ 23.0 |
| 2330 | Buy | 08.06.2018 01:46:00 | 109.715 | 0.01 | 08.06.2018 01:46:00 | 109.738 | \$ 23.0 |
| 2007 | Buy | 08.06.2018 04:47:00 | 109.669 | 0.01 | 08.06.2018 04:55:00 | 109.69 | \$ 21.0 |
| 2331 | Buy | 08.06.2018 04:47:00 | 109.669 | 0.01 | 08.06.2018 04:55:00 | 109.69 | \$ 21.0 |
| 2825 | Buy | 08.06.2018 04:47:00 | 109.669 | 0.01 | 08.06.2018 05:09:00 | 109.747 | \$ 78.0 |
| 2824 | Buy | 08.06.2018 02:33:00 | 109.57 | 0.01 | 08.06.2018 05:09:00 | 109.747 | \$ 177.0 |
| 2823 | Buy | 08.06.2018 00:53:00 | 109.925 | 0.01 | 08.06.2018 05:09:00 | 109.747 | \$ -178.0 |
| 2333 | Buy | 08.06.2018 08:27:00 | 109.627 | 0.01 | 08.06.2018 08:33:00 | 109.662 | \$ 35.0 |
| 2332 | Buy | 08.06.2018 08:27:00 | 109.649 | 0.02 | 08.06.2018 08:33:00 | 109.662 | \$ 26.0 |
| 2008 | Buy | 08.06.2018 08:27:00 | 109.649 | 0.01 | 08.06.2018 08:34:00 | 109.672 | \$ 23.0 |
| 2826 | Buy | 08.06.2018 13:11:00 | 109.684 | 0.01 | 08.06.2018 13:39:00 | 109.711 | \$ 27.0 |
| 2009 | Buy | 08.06.2018 15:08:00 | 109.605 | 0.01 | 08.06.2018 15:17:00 | 109.627 | \$ 22.0 |
| 2334 | Buy | 08.06.2018 15:08:00 | 109.605 | 0.01 | 08.06.2018 15:17:00 | 109.627 | \$ 22.0 |
| 2011 | Buy | 08.06.2018 19:18:00 | 109.291 | 0.01 | 08.06.2018 20:46:00 | 109.374 | \$ 83.0 |
| 2010 | Buy | 08.06.2018 17:02:00 | 109.412 | 0.01 | 08.06.2018 20:46:00 | 109.374 | \$ -38.0 |
| 2336 | Buy | 08.06.2018 19:18:00 | 109.291 | 0.01 | 08.06.2018 20:46:00 | 109.374 | \$ 83.0 |
| 2335 | Buy | 08.06.2018 17:02:00 | 109.412 | 0.01 | 08.06.2018 20:46:00 | 109.374 | \$ -38.0 |
| 2829 | Buy | 08.06.2018 19:18:00 | 109.291 | 0.01 | 08.06.2018 21:04:00 | 109.477 | \$ 186.0 |
| 2828 | Buy | 08.06.2018 17:02:00 | 109.412 | 0.01 | 08.06.2018 21:04:00 | 109.477 | \$ 65.0 |
| 2827 | Buy | 08.06.2018 15:05:00 | 109.653 | 0.01 | 08.06.2018 21:04:00 | 109.477 | \$ -176.0 |
| 2012 | Buy | 08.06.2018 23:15:00 | 109.445 | 0.01 | 08.06.2018 23:23:00 | 109.467 | \$ 22.0 |
| 2337 | Buy | 08.06.2018 23:15:00 | 109.445 | 0.02 | 08.06.2018 23:23:00 | 109.467 | \$ 44.0 |
| 2338 | Buy | 09.06.2018 00:00:00 | 109.363 | 0.01 | 09.06.2018 00:05:00 | 109.384 | \$ 21.0 |
| 2830 | Buy | 09.06.2018 03:00:00 | 109.437 | 0.03 | 09.06.2018 03:14:00 | 109.464 | \$ 81.0 |
| 2013 | Sell | 11.06.2018 12:00:00 | 109.727 | 0.01 | 11.06.2018 12:03:00 | 109.707 | \$ 20.0 |
| 2339 | Sell | 11.06.2018 12:00:00 | 109.727 | 0.01 | 11.06.2018 12:03:00 | 109.707 | \$ 20.0 |
| 2014 | Sell | 11.06.2018 13:40:00 | 109.802 | 0.01 | 11.06.2018 14:25:00 | 109.781 | \$ 21.0 |
| 2340 | Sell | 11.06.2018 13:40:00 | 109.802 | 0.01 | 11.06.2018 14:25:00 | 109.781 | \$ 21.0 |
| 1334 | Sell | 11.06.2018 15:31:00 | 110.022 | 0.02 | 11.06.2018 15:42:00 | 109.98 | \$ 84.0 |
| 1333 | Sell | 11.06.2018 15:26:00 | 110.009 | 0.02 | 11.06.2018 15:42:00 | 109.98 | \$ 58.0 |
| 1332 | Sell | 11.06.2018 15:21:00 | 109.995 | 0.02 | 11.06.2018 15:42:00 | 109.98 | \$ 30.0 |
| 1331 | Sell | 11.06.2018 15:16:00 | 109.986 | 0.02 | 11.06.2018 15:42:00 | 109.98 | \$ 12.0 |
| 2016 | Sell | 11.06.2018 18:38:00 | 110.024 | 0.01 | 11.06.2018 21:00:00 | 109.975 | \$ 49.0 |
| 2015 | Sell | 11.06.2018 15:20:00 | 109.967 | 0.01 | 11.06.2018 21:00:00 | 109.975 | \$ -8.0 |
| 2342 | Sell | 11.06.2018 18:38:00 | 110.024 | 0.01 | 11.06.2018 21:00:00 | 109.975 | \$ 49.0 |
| 2341 | Sell | 11.06.2018 15:20:00 | 109.967 | 0.01 | 11.06.2018 21:00:00 | 109.975 | \$ -8.0 |
| 2017 | Sell | 11.06.2018 23:13:00 | 109.96 | 0.01 | 11.06.2018 23:49:00 | 109.937 | \$ 23.0 |
| 2343 | Sell | 11.06.2018 23:13:00 | 109.96 | 0.02 | 11.06.2018 23:49:00 | 109.937 | \$ 46.0 |
| 2018 | Sell | 12.06.2018 01:30:00 | 110.042 | 0.01 | 12.06.2018 01:59:00 | 110.02 | \$ 22.0 |
| 2345 | Sell | 12.06.2018 02:19:00 | 110.08 | 0.01 | 12.06.2018 06:04:00 | 110.029 | \$ 51.0 |
| 2344 | Sell | 12.06.2018 01:30:00 | 110.035 | 0.02 | 12.06.2018 06:04:00 | 110.029 | \$ 12.0 |
| 1339 | Sell | 12.06.2018 08:39:00 | 110.389 | 0.02 | 12.06.2018 09:40:00 | 110.339 | \$ 100.0 |
| 1338 | Sell | 12.06.2018 08:34:00 | 110.388 | 0.02 | 12.06.2018 09:40:00 | 110.339 | \$ 98.0 |
| 1337 | Sell | 12.06.2018 08:29:00 | 110.375 | 0.02 | 12.06.2018 09:40:00 | 110.339 | \$ 72.0 |
| 1336 | Sell | 12.06.2018 08:24:00 | 110.333 | 0.02 | 12.06.2018 09:40:00 | 110.339 | \$ -12.0 |
| 1335 | Sell | 12.06.2018 08:19:00 | 110.316 | 0.02 | 12.06.2018 09:40:00 | 110.339 | \$ -46.0 |
| 2020 | Sell | 12.06.2018 09:06:00 | 110.462 | 0.01 | 12.06.2018 11:15:00 | 110.263 | \$ 199.0 |
| 2019 | Sell | 12.06.2018 07:17:00 | 110.106 | 0.01 | 12.06.2018 11:15:00 | 110.263 | \$ -157.0 |
| 2348 | Sell | 12.06.2018 09:06:00 | 110.462 | 0.01 | 12.06.2018 11:16:00 | 110.164 | \$ 298.0 |
| 2347 | Sell | 12.06.2018 07:17:00 | 110.091 | 0.02 | 12.06.2018 11:16:00 | 110.164 | \$ -146.0 |
| 2346 | Sell | 12.06.2018 07:17:00 | 110.106 | 0.01 | 12.06.2018 11:16:00 | 110.164 | \$ -58.0 |
| 2021 | Sell | 12.06.2018 12:44:00 | 110.31 | 0.01 | 12.06.2018 12:48:00 | 110.288 | \$ 22.0 |

| | | | | | | | |
|------|------|---------------------|---------|------|---------------------|---------|-------------|
| 2349 | Sell | 12.06.2018 12:44:00 | 110.31 | 0.02 | 12.06.2018 12:48:00 | 110.288 | \$ 44.0 |
| 2022 | Sell | 12.06.2018 15:25:00 | 110.393 | 0.01 | 12.06.2018 15:38:00 | 110.372 | \$ 21.0 |
| 2350 | Sell | 12.06.2018 15:25:00 | 110.393 | 0.02 | 12.06.2018 15:38:00 | 110.372 | \$ 42.0 |
| 2023 | Sell | 13.06.2018 07:29:00 | 110.492 | 0.01 | 13.06.2018 07:30:00 | 110.471 | \$ 21.0 |
| 2351 | Sell | 13.06.2018 07:29:00 | 110.492 | 0.01 | 13.06.2018 07:30:00 | 110.471 | \$ 21.0 |
| 2025 | Sell | 13.06.2018 17:23:00 | 110.691 | 0.01 | 13.06.2018 19:01:00 | 110.589 | \$ 102.0 |
| 2024 | Sell | 13.06.2018 10:08:00 | 110.527 | 0.01 | 13.06.2018 19:01:00 | 110.589 | \$ -62.0 |
| 2353 | Sell | 13.06.2018 17:23:00 | 110.691 | 0.01 | 13.06.2018 19:01:00 | 110.589 | \$ 102.0 |
| 2352 | Sell | 13.06.2018 10:08:00 | 110.527 | 0.01 | 13.06.2018 19:01:00 | 110.589 | \$ -62.0 |
| 2847 | Buy | 13.06.2018 22:48:00 | 110.414 | 0.01 | 13.06.2018 23:19:00 | 110.441 | \$ 27.0 |
| 2848 | Buy | 14.06.2018 00:42:00 | 110.371 | 0.01 | 14.06.2018 00:56:00 | 110.397 | \$ 26.0 |
| 2850 | Buy | 14.06.2018 04:04:00 | 110.488 | 0.03 | 14.06.2018 04:07:00 | 110.514 | \$ 78.0 |
| 2851 | Buy | 14.06.2018 04:44:00 | 110.374 | 0.01 | 14.06.2018 04:48:00 | 110.399 | \$ 25.0 |
| 2849 | Sell | 14.06.2018 03:05:00 | 110.708 | 0.03 | 14.06.2018 07:06:00 | 110.208 | \$ 1500.0 |
| 2846 | Sell | 13.06.2018 17:23:00 | 110.691 | 0.03 | 14.06.2018 07:06:00 | 110.208 | \$ 1360.53 |
| 2845 | Sell | 13.06.2018 10:08:00 | 110.527 | 0.03 | 14.06.2018 07:06:00 | 110.208 | \$ 868.53 |
| 2844 | Sell | 13.06.2018 07:29:00 | 110.492 | 0.03 | 14.06.2018 07:06:00 | 110.208 | \$ 763.53 |
| 2843 | Sell | 13.06.2018 03:05:00 | 110.404 | 0.03 | 14.06.2018 07:06:00 | 110.208 | \$ 499.53 |
| 2842 | Sell | 12.06.2018 21:09:00 | 110.33 | 0.03 | 14.06.2018 07:06:00 | 110.208 | \$ 248.04 |
| 2841 | Sell | 12.06.2018 15:25:00 | 110.393 | 0.05 | 14.06.2018 07:06:00 | 110.208 | \$ 728.4 |
| 2840 | Sell | 12.06.2018 12:44:00 | 110.31 | 0.05 | 14.06.2018 07:06:00 | 110.208 | \$ 313.4 |
| 2839 | Sell | 12.06.2018 09:06:00 | 110.462 | 0.03 | 14.06.2018 07:06:00 | 110.208 | \$ 644.04 |
| 2838 | Sell | 12.06.2018 07:17:00 | 110.091 | 0.05 | 14.06.2018 07:06:00 | 110.208 | \$ -781.6 |
| 2837 | Sell | 12.06.2018 07:17:00 | 110.106 | 0.03 | 14.06.2018 07:06:00 | 110.208 | \$ -423.96 |
| 2836 | Sell | 12.06.2018 02:19:00 | 110.08 | 0.03 | 14.06.2018 07:06:00 | 110.208 | \$ -501.96 |
| 2835 | Sell | 12.06.2018 01:30:00 | 110.035 | 0.05 | 14.06.2018 07:06:00 | 110.208 | \$ -1061.6 |
| 2834 | Sell | 11.06.2018 18:38:00 | 110.024 | 0.03 | 14.06.2018 07:06:00 | 110.208 | \$ -699.45 |
| 2833 | Sell | 11.06.2018 15:17:00 | 109.98 | 0.03 | 14.06.2018 07:06:00 | 110.208 | \$ -831.45 |
| 2832 | Sell | 11.06.2018 13:37:00 | 109.811 | 0.03 | 14.06.2018 07:06:00 | 110.208 | \$ -1338.45 |
| 2831 | Sell | 11.06.2018 11:47:00 | 109.6 | 0.03 | 14.06.2018 07:06:00 | 110.208 | \$ -1971.45 |
| 2027 | Buy | 14.06.2018 09:12:00 | 110.157 | 0.01 | 14.06.2018 09:26:00 | 110.242 | \$ 85.0 |
| 2026 | Buy | 14.06.2018 06:56:00 | 110.285 | 0.01 | 14.06.2018 09:26:00 | 110.242 | \$ -43.0 |
| 2355 | Buy | 14.06.2018 09:12:00 | 110.157 | 0.01 | 14.06.2018 09:26:00 | 110.242 | \$ 85.0 |
| 2354 | Buy | 14.06.2018 06:56:00 | 110.285 | 0.01 | 14.06.2018 09:26:00 | 110.242 | \$ -43.0 |
| 2853 | Buy | 14.06.2018 09:12:00 | 110.157 | 0.01 | 14.06.2018 09:26:00 | 110.247 | \$ 90.0 |
| 2852 | Buy | 14.06.2018 06:56:00 | 110.285 | 0.01 | 14.06.2018 09:26:00 | 110.247 | \$ -38.0 |
| 2357 | Buy | 14.06.2018 12:00:00 | 110.222 | 0.01 | 14.06.2018 12:45:00 | 110.259 | \$ 37.0 |
| 2356 | Buy | 14.06.2018 11:58:00 | 110.246 | 0.02 | 14.06.2018 12:45:00 | 110.259 | \$ 26.0 |
| 2360 | Buy | 14.06.2018 18:30:00 | 109.947 | 0.01 | 14.06.2018 20:44:00 | 110.054 | \$ 107.0 |
| 2359 | Buy | 14.06.2018 16:20:00 | 110.003 | 0.01 | 14.06.2018 20:44:00 | 110.054 | \$ 51.0 |
| 2358 | Buy | 14.06.2018 14:07:00 | 110.149 | 0.01 | 14.06.2018 20:44:00 | 110.054 | \$ -95.0 |
| 2856 | Buy | 14.06.2018 18:30:00 | 109.947 | 0.01 | 14.06.2018 20:48:00 | 110.058 | \$ 111.0 |
| 2855 | Buy | 14.06.2018 16:20:00 | 110.003 | 0.01 | 14.06.2018 20:48:00 | 110.058 | \$ 55.0 |
| 2854 | Buy | 14.06.2018 14:07:00 | 110.149 | 0.01 | 14.06.2018 20:48:00 | 110.058 | \$ -91.0 |
| 2031 | Buy | 14.06.2018 18:30:00 | 109.947 | 0.01 | 14.06.2018 20:50:00 | 110.108 | \$ 161.0 |
| 2030 | Buy | 14.06.2018 16:20:00 | 110.003 | 0.01 | 14.06.2018 20:50:00 | 110.108 | \$ 105.0 |
| 2029 | Buy | 14.06.2018 14:07:00 | 110.149 | 0.01 | 14.06.2018 20:50:00 | 110.108 | \$ -41.0 |
| 2028 | Buy | 14.06.2018 11:58:00 | 110.246 | 0.01 | 14.06.2018 20:50:00 | 110.108 | \$ -138.0 |
| 2857 | Sell | 14.06.2018 22:18:00 | 110.375 | 0.03 | 14.06.2018 22:20:00 | 110.349 | \$ 78.0 |
| 2034 | Sell | 15.06.2018 05:10:00 | 110.636 | 0.01 | 15.06.2018 10:10:00 | 110.502 | \$ 134.0 |
| 2033 | Sell | 15.06.2018 02:36:00 | 110.519 | 0.01 | 15.06.2018 10:10:00 | 110.502 | \$ 17.0 |
| 2032 | Sell | 15.06.2018 00:41:00 | 110.419 | 0.01 | 15.06.2018 10:10:00 | 110.502 | \$ -83.0 |
| 2363 | Sell | 15.06.2018 05:10:00 | 110.636 | 0.01 | 15.06.2018 10:10:00 | 110.502 | \$ 134.0 |
| 2362 | Sell | 15.06.2018 02:36:00 | 110.519 | 0.01 | 15.06.2018 10:10:00 | 110.502 | \$ 17.0 |
| 2361 | Sell | 15.06.2018 00:41:00 | 110.419 | 0.01 | 15.06.2018 10:10:00 | 110.502 | \$ -83.0 |
| 2860 | Sell | 15.06.2018 05:10:00 | 110.636 | 0.03 | 15.06.2018 10:10:00 | 110.496 | \$ 420.0 |
| 2859 | Sell | 15.06.2018 02:36:00 | 110.519 | 0.03 | 15.06.2018 10:10:00 | 110.496 | \$ 69.0 |
| 2858 | Sell | 15.06.2018 00:40:00 | 110.408 | 0.03 | 15.06.2018 10:10:00 | 110.496 | \$ -264.0 |
| 1340 | Sell | 15.06.2018 11:45:00 | 110.783 | 0.02 | 15.06.2018 11:46:00 | 110.761 | \$ 44.0 |
| 2035 | Sell | 15.06.2018 11:42:00 | 110.691 | 0.01 | 15.06.2018 11:56:00 | 110.668 | \$ 23.0 |

| | | | | | | | |
|------|------|---------------------|---------|------|---------------------|---------|-----------|
| 2365 | Sell | 15.06.2018 11:44:00 | 110.758 | 0.01 | 15.06.2018 11:56:00 | 110.693 | \$ 65.0 |
| 2364 | Sell | 15.06.2018 11:42:00 | 110.691 | 0.02 | 15.06.2018 11:56:00 | 110.693 | \$ -4.0 |
| 2862 | Sell | 15.06.2018 11:44:00 | 110.758 | 0.03 | 15.06.2018 11:56:00 | 110.69 | \$ 204.0 |
| 2861 | Sell | 15.06.2018 11:42:00 | 110.691 | 0.05 | 15.06.2018 11:56:00 | 110.69 | \$ 5.0 |
| 2036 | Sell | 15.06.2018 14:31:00 | 110.837 | 0.01 | 15.06.2018 15:57:00 | 110.816 | \$ 21.0 |
| 2366 | Sell | 15.06.2018 14:31:00 | 110.837 | 0.01 | 15.06.2018 15:57:00 | 110.816 | \$ 21.0 |
| 2863 | Sell | 15.06.2018 14:31:00 | 110.837 | 0.03 | 15.06.2018 15:58:00 | 110.81 | \$ 81.0 |
| 2864 | Buy | 15.06.2018 22:19:00 | 110.451 | 0.01 | 15.06.2018 22:22:00 | 110.477 | \$ 26.0 |
| 2865 | Buy | 18.06.2018 09:26:00 | 110.495 | 0.01 | 18.06.2018 09:42:00 | 110.521 | \$ 26.0 |
| 2037 | Buy | 18.06.2018 11:00:00 | 110.33 | 0.01 | 18.06.2018 11:06:00 | 110.353 | \$ 23.0 |
| 2367 | Buy | 18.06.2018 11:00:00 | 110.33 | 0.01 | 18.06.2018 11:06:00 | 110.353 | \$ 23.0 |
| 2866 | Buy | 18.06.2018 20:15:00 | 110.459 | 0.01 | 18.06.2018 21:41:00 | 110.486 | \$ 27.0 |
| 2867 | Buy | 18.06.2018 23:01:00 | 110.419 | 0.01 | 18.06.2018 23:33:00 | 110.445 | \$ 26.0 |
| 2038 | Buy | 19.06.2018 09:00:00 | 110.154 | 0.01 | 19.06.2018 09:00:00 | 110.174 | \$ 20.0 |
| 2368 | Buy | 19.06.2018 09:00:00 | 110.154 | 0.01 | 19.06.2018 09:00:00 | 110.174 | \$ 20.0 |
| 2373 | Buy | 19.06.2018 16:10:00 | 109.614 | 0.02 | 19.06.2018 16:23:00 | 109.775 | \$ 322.0 |
| 2372 | Buy | 19.06.2018 16:10:00 | 109.604 | 0.01 | 19.06.2018 16:23:00 | 109.775 | \$ 171.0 |
| 2371 | Buy | 19.06.2018 14:09:00 | 109.716 | 0.01 | 19.06.2018 16:23:00 | 109.775 | \$ 59.0 |
| 2370 | Buy | 19.06.2018 12:29:00 | 109.863 | 0.01 | 19.06.2018 16:23:00 | 109.775 | \$ -88.0 |
| 2369 | Buy | 19.06.2018 10:47:00 | 110.097 | 0.01 | 19.06.2018 16:23:00 | 109.775 | \$ -322.0 |
| 2042 | Buy | 19.06.2018 16:10:00 | 109.61 | 0.01 | 19.06.2018 16:39:00 | 109.843 | \$ 233.0 |
| 2041 | Buy | 19.06.2018 14:09:00 | 109.716 | 0.01 | 19.06.2018 16:39:00 | 109.843 | \$ 127.0 |
| 2040 | Buy | 19.06.2018 12:29:00 | 109.863 | 0.01 | 19.06.2018 16:39:00 | 109.843 | \$ -20.0 |
| 2039 | Buy | 19.06.2018 10:47:00 | 110.097 | 0.01 | 19.06.2018 16:39:00 | 109.843 | \$ -254.0 |
| 2873 | Buy | 19.06.2018 16:10:00 | 109.614 | 0.03 | 19.06.2018 16:39:00 | 109.839 | \$ 675.0 |
| 2872 | Buy | 19.06.2018 16:10:00 | 109.604 | 0.01 | 19.06.2018 16:39:00 | 109.839 | \$ 235.0 |
| 2871 | Buy | 19.06.2018 14:09:00 | 109.716 | 0.01 | 19.06.2018 16:39:00 | 109.839 | \$ 123.0 |
| 2870 | Buy | 19.06.2018 12:29:00 | 109.863 | 0.01 | 19.06.2018 16:39:00 | 109.839 | \$ -24.0 |
| 2869 | Buy | 19.06.2018 10:15:00 | 110.083 | 0.01 | 19.06.2018 16:39:00 | 109.839 | \$ -244.0 |
| 2868 | Buy | 19.06.2018 08:33:00 | 110.38 | 0.01 | 19.06.2018 16:39:00 | 109.839 | \$ -541.0 |
| 2043 | Buy | 19.06.2018 20:37:00 | 109.825 | 0.01 | 19.06.2018 20:49:00 | 109.848 | \$ 23.0 |
| 2374 | Buy | 19.06.2018 20:37:00 | 109.825 | 0.02 | 19.06.2018 20:49:00 | 109.848 | \$ 46.0 |
| 2376 | Buy | 19.06.2018 23:28:00 | 109.742 | 0.01 | 19.06.2018 23:48:00 | 109.808 | \$ 66.0 |
| 2375 | Buy | 19.06.2018 23:10:00 | 109.811 | 0.02 | 19.06.2018 23:48:00 | 109.808 | \$ -6.0 |
| 2044 | Buy | 19.06.2018 23:10:00 | 109.811 | 0.01 | 19.06.2018 23:54:00 | 109.833 | \$ 22.0 |
| 2875 | Buy | 19.06.2018 23:28:00 | 109.742 | 0.01 | 19.06.2018 23:54:00 | 109.825 | \$ 83.0 |
| 2874 | Buy | 19.06.2018 23:10:00 | 109.818 | 0.03 | 19.06.2018 23:54:00 | 109.825 | \$ 21.0 |
| 2876 | Sell | 20.06.2018 03:01:00 | 110.025 | 0.03 | 20.06.2018 03:15:00 | 110.0 | \$ 75.0 |
| 2877 | Sell | 20.06.2018 05:35:00 | 110.084 | 0.03 | 20.06.2018 05:59:00 | 110.056 | \$ 84.0 |
| 2878 | Sell | 20.06.2018 08:19:00 | 110.102 | 0.03 | 20.06.2018 09:11:00 | 110.076 | \$ 78.0 |
| 2045 | Sell | 20.06.2018 14:13:00 | 110.2 | 0.01 | 20.06.2018 14:40:00 | 110.177 | \$ 23.0 |
| 2377 | Sell | 20.06.2018 14:13:00 | 110.2 | 0.01 | 20.06.2018 14:40:00 | 110.177 | \$ 23.0 |
| 2046 | Sell | 20.06.2018 16:05:00 | 110.222 | 0.01 | 20.06.2018 16:23:00 | 110.2 | \$ 22.0 |
| 2378 | Sell | 20.06.2018 16:05:00 | 110.222 | 0.01 | 20.06.2018 16:23:00 | 110.2 | \$ 22.0 |
| 2882 | Sell | 20.06.2018 16:05:00 | 110.222 | 0.03 | 20.06.2018 17:51:00 | 110.113 | \$ 327.0 |
| 2881 | Sell | 20.06.2018 14:13:00 | 110.2 | 0.03 | 20.06.2018 17:51:00 | 110.113 | \$ 261.0 |
| 2880 | Sell | 20.06.2018 10:40:00 | 110.082 | 0.05 | 20.06.2018 17:51:00 | 110.113 | \$ -155.0 |
| 2879 | Sell | 20.06.2018 10:40:00 | 110.094 | 0.03 | 20.06.2018 17:51:00 | 110.113 | \$ -57.0 |
| 2883 | Sell | 20.06.2018 23:00:00 | 110.179 | 0.03 | 20.06.2018 23:23:00 | 110.154 | \$ 75.0 |
| 2048 | Sell | 21.06.2018 07:41:00 | 110.418 | 0.01 | 21.06.2018 09:00:00 | 110.36 | \$ 58.0 |
| 2047 | Sell | 21.06.2018 03:22:00 | 110.346 | 0.01 | 21.06.2018 09:00:00 | 110.36 | \$ -14.0 |
| 2380 | Sell | 21.06.2018 07:41:00 | 110.418 | 0.01 | 21.06.2018 09:00:00 | 110.36 | \$ 58.0 |
| 2379 | Sell | 21.06.2018 03:22:00 | 110.346 | 0.01 | 21.06.2018 09:00:00 | 110.36 | \$ -14.0 |
| 2050 | Sell | 21.06.2018 13:30:00 | 110.653 | 0.01 | 21.06.2018 17:42:00 | 110.529 | \$ 124.0 |
| 2049 | Sell | 21.06.2018 10:30:00 | 110.45 | 0.01 | 21.06.2018 17:42:00 | 110.529 | \$ -79.0 |
| 2382 | Sell | 21.06.2018 13:30:00 | 110.653 | 0.01 | 21.06.2018 17:42:00 | 110.529 | \$ 124.0 |
| 2381 | Sell | 21.06.2018 10:30:00 | 110.45 | 0.01 | 21.06.2018 17:42:00 | 110.529 | \$ -79.0 |
| 2888 | Sell | 21.06.2018 13:30:00 | 110.653 | 0.03 | 21.06.2018 18:14:00 | 110.369 | \$ 852.0 |
| 2887 | Sell | 21.06.2018 10:30:00 | 110.45 | 0.03 | 21.06.2018 18:14:00 | 110.369 | \$ 243.0 |
| 2886 | Sell | 21.06.2018 07:41:00 | 110.418 | 0.03 | 21.06.2018 18:14:00 | 110.369 | \$ 147.0 |

| | | | | | | | |
|------|------|---------------------|---------|------|---------------------|---------|------------|
| 2885 | Sell | 21.06.2018 03:05:00 | 110.262 | 0.03 | 21.06.2018 18:14:00 | 110.369 | \$ -321.0 |
| 2884 | Sell | 21.06.2018 01:06:00 | 110.191 | 0.03 | 21.06.2018 18:14:00 | 110.369 | \$ -534.0 |
| 2889 | Sell | 21.06.2018 21:08:00 | 110.576 | 0.03 | 21.06.2018 21:25:00 | 110.55 | \$ 78.0 |
| 2894 | Buy | 22.06.2018 06:40:00 | 109.877 | 0.03 | 22.06.2018 09:10:00 | 110.006 | \$ 387.0 |
| 2893 | Buy | 22.06.2018 04:01:00 | 109.888 | 0.01 | 22.06.2018 09:10:00 | 110.006 | \$ 118.0 |
| 2892 | Buy | 22.06.2018 01:40:00 | 109.997 | 0.01 | 22.06.2018 09:10:00 | 110.006 | \$ 9.0 |
| 2891 | Buy | 21.06.2018 23:23:00 | 110.019 | 0.01 | 22.06.2018 09:10:00 | 110.006 | \$ -9.03 |
| 2890 | Buy | 21.06.2018 21:43:00 | 110.319 | 0.01 | 22.06.2018 09:10:00 | 110.006 | \$ -309.03 |
| 2386 | Buy | 22.06.2018 06:13:00 | 109.933 | 0.02 | 22.06.2018 09:13:00 | 110.01 | \$ 154.0 |
| 2385 | Buy | 22.06.2018 04:01:00 | 109.888 | 0.01 | 22.06.2018 09:13:00 | 110.01 | \$ 122.0 |
| 2384 | Buy | 22.06.2018 01:40:00 | 109.997 | 0.01 | 22.06.2018 09:13:00 | 110.01 | \$ 13.0 |
| 2383 | Buy | 21.06.2018 22:35:00 | 110.199 | 0.01 | 22.06.2018 09:13:00 | 110.01 | \$ -185.03 |
| 2054 | Buy | 22.06.2018 06:13:00 | 109.933 | 0.01 | 22.06.2018 09:54:00 | 110.026 | \$ 93.0 |
| 2053 | Buy | 22.06.2018 04:01:00 | 109.888 | 0.01 | 22.06.2018 09:54:00 | 110.026 | \$ 138.0 |
| 2052 | Buy | 22.06.2018 01:40:00 | 109.997 | 0.01 | 22.06.2018 09:54:00 | 110.026 | \$ 29.0 |
| 2051 | Buy | 21.06.2018 22:35:00 | 110.199 | 0.01 | 22.06.2018 09:54:00 | 110.026 | \$ -169.03 |
| 2895 | Buy | 22.06.2018 15:53:00 | 109.929 | 0.01 | 22.06.2018 16:00:00 | 109.957 | \$ 28.0 |
| 2896 | Sell | 22.06.2018 17:22:00 | 110.199 | 0.03 | 22.06.2018 17:45:00 | 110.172 | \$ 81.0 |
| 2897 | Buy | 22.06.2018 23:28:00 | 109.954 | 0.01 | 23.06.2018 00:46:00 | 109.981 | \$ 27.0 |
| 2898 | Buy | 25.06.2018 08:10:00 | 109.892 | 0.01 | 25.06.2018 08:55:00 | 109.918 | \$ 26.0 |
| 2899 | Buy | 25.06.2018 09:57:00 | 109.645 | 0.01 | 25.06.2018 10:02:00 | 109.671 | \$ 26.0 |
| 2900 | Buy | 25.06.2018 11:54:00 | 109.495 | 0.01 | 25.06.2018 12:00:00 | 109.521 | \$ 26.0 |
| 2901 | Buy | 25.06.2018 14:13:00 | 109.428 | 0.01 | 25.06.2018 14:57:00 | 109.453 | \$ 25.0 |
| 2902 | Buy | 25.06.2018 16:18:00 | 109.445 | 0.03 | 25.06.2018 16:44:00 | 109.473 | \$ 84.0 |
| 2058 | Buy | 25.06.2018 16:18:00 | 109.445 | 0.01 | 25.06.2018 17:02:00 | 109.555 | \$ 110.0 |
| 2057 | Buy | 25.06.2018 14:13:00 | 109.428 | 0.01 | 25.06.2018 17:02:00 | 109.555 | \$ 127.0 |
| 2056 | Buy | 25.06.2018 11:08:00 | 109.49 | 0.01 | 25.06.2018 17:02:00 | 109.555 | \$ 65.0 |
| 2055 | Buy | 25.06.2018 09:25:00 | 109.776 | 0.01 | 25.06.2018 17:02:00 | 109.555 | \$ -221.0 |
| 2390 | Buy | 25.06.2018 16:18:00 | 109.445 | 0.02 | 25.06.2018 17:02:00 | 109.537 | \$ 184.0 |
| 2389 | Buy | 25.06.2018 14:13:00 | 109.428 | 0.01 | 25.06.2018 17:02:00 | 109.537 | \$ 109.0 |
| 2388 | Buy | 25.06.2018 11:08:00 | 109.49 | 0.01 | 25.06.2018 17:02:00 | 109.537 | \$ 47.0 |
| 2387 | Buy | 25.06.2018 09:25:00 | 109.776 | 0.01 | 25.06.2018 17:02:00 | 109.537 | \$ -239.0 |
| 2059 | Buy | 25.06.2018 18:09:00 | 109.445 | 0.01 | 25.06.2018 18:25:00 | 109.466 | \$ 21.0 |
| 2391 | Buy | 25.06.2018 18:09:00 | 109.445 | 0.02 | 25.06.2018 18:25:00 | 109.466 | \$ 42.0 |
| 2903 | Buy | 25.06.2018 18:09:00 | 109.445 | 0.03 | 25.06.2018 18:25:00 | 109.471 | \$ 78.0 |
| 2904 | Buy | 26.06.2018 02:15:00 | 109.499 | 0.01 | 26.06.2018 02:41:00 | 109.524 | \$ 25.0 |
| 2905 | Sell | 26.06.2018 04:37:00 | 109.825 | 0.03 | 26.06.2018 04:48:00 | 109.799 | \$ 78.0 |
| 2060 | Buy | 26.06.2018 13:26:00 | 109.42 | 0.01 | 26.06.2018 13:40:00 | 109.442 | \$ 22.0 |
| 2392 | Buy | 26.06.2018 13:26:00 | 109.42 | 0.01 | 26.06.2018 13:40:00 | 109.442 | \$ 22.0 |
| 2907 | Buy | 26.06.2018 13:26:00 | 109.42 | 0.01 | 26.06.2018 14:09:00 | 109.504 | \$ 84.0 |
| 2906 | Buy | 26.06.2018 10:32:00 | 109.535 | 0.01 | 26.06.2018 14:09:00 | 109.504 | \$ -31.0 |
| 2908 | Sell | 26.06.2018 17:25:00 | 109.704 | 0.03 | 26.06.2018 17:46:00 | 109.676 | \$ 84.0 |
| 1341 | Sell | 26.06.2018 23:22:00 | 110.044 | 0.02 | 26.06.2018 23:22:00 | 110.014 | \$ 60.0 |
| 1343 | Sell | 27.06.2018 02:21:00 | 110.172 | 0.02 | 27.06.2018 02:26:00 | 110.146 | \$ 52.0 |
| 1342 | Sell | 27.06.2018 02:16:00 | 110.161 | 0.02 | 27.06.2018 02:26:00 | 110.146 | \$ 30.0 |
| 2397 | Sell | 27.06.2018 09:04:00 | 110.153 | 0.02 | 27.06.2018 09:33:00 | 110.063 | \$ 180.0 |
| 2396 | Sell | 27.06.2018 09:03:00 | 110.2 | 0.01 | 27.06.2018 09:33:00 | 110.063 | \$ 137.0 |
| 2395 | Sell | 27.06.2018 04:35:00 | 110.174 | 0.01 | 27.06.2018 09:33:00 | 110.063 | \$ 111.0 |
| 2394 | Sell | 27.06.2018 01:15:00 | 109.996 | 0.01 | 27.06.2018 09:33:00 | 110.063 | \$ -67.0 |
| 2393 | Sell | 26.06.2018 23:02:00 | 109.822 | 0.01 | 27.06.2018 09:33:00 | 110.063 | \$ -250.83 |
| 2913 | Sell | 27.06.2018 09:04:00 | 110.153 | 0.05 | 27.06.2018 09:34:00 | 110.051 | \$ 510.0 |
| 2912 | Sell | 27.06.2018 09:03:00 | 110.2 | 0.03 | 27.06.2018 09:34:00 | 110.051 | \$ 447.0 |
| 2911 | Sell | 27.06.2018 04:35:00 | 110.174 | 0.03 | 27.06.2018 09:34:00 | 110.051 | \$ 369.0 |
| 2910 | Sell | 27.06.2018 01:15:00 | 109.996 | 0.03 | 27.06.2018 09:34:00 | 110.051 | \$ -165.0 |
| 2909 | Sell | 26.06.2018 23:02:00 | 109.817 | 0.03 | 27.06.2018 09:34:00 | 110.051 | \$ -731.49 |
| 2064 | Sell | 27.06.2018 09:03:00 | 110.2 | 0.01 | 27.06.2018 09:52:00 | 110.024 | \$ 176.0 |
| 2063 | Sell | 27.06.2018 04:35:00 | 110.174 | 0.01 | 27.06.2018 09:52:00 | 110.024 | \$ 150.0 |
| 2062 | Sell | 27.06.2018 01:15:00 | 109.996 | 0.01 | 27.06.2018 09:52:00 | 110.024 | \$ -28.0 |
| 2061 | Sell | 26.06.2018 23:02:00 | 109.822 | 0.01 | 27.06.2018 09:52:00 | 110.024 | \$ -211.83 |
| 2914 | Buy | 27.06.2018 15:00:00 | 109.881 | 0.01 | 27.06.2018 15:22:00 | 109.908 | \$ 27.0 |

| | | | | | | | |
|------|------|---------------------|---------|------|---------------------|---------|-----------|
| 2915 | Buy | 27.06.2018 16:46:00 | 109.739 | 0.01 | 27.06.2018 17:11:00 | 109.766 | \$ 27.0 |
| 2916 | Sell | 27.06.2018 20:46:00 | 110.212 | 0.03 | 27.06.2018 20:46:00 | 110.187 | \$ 75.0 |
| 2065 | Sell | 27.06.2018 21:00:00 | 110.186 | 0.01 | 27.06.2018 21:03:00 | 110.164 | \$ 22.0 |
| 2398 | Sell | 27.06.2018 21:00:00 | 110.186 | 0.01 | 27.06.2018 21:03:00 | 110.164 | \$ 22.0 |
| 2917 | Sell | 27.06.2018 22:26:00 | 110.367 | 0.03 | 27.06.2018 22:39:00 | 110.342 | \$ 75.0 |
| 2066 | Sell | 27.06.2018 22:49:00 | 110.396 | 0.01 | 27.06.2018 23:02:00 | 110.375 | \$ 21.0 |
| 2399 | Sell | 27.06.2018 22:49:00 | 110.396 | 0.01 | 27.06.2018 23:02:00 | 110.375 | \$ 21.0 |
| 2067 | Sell | 28.06.2018 04:17:00 | 110.293 | 0.01 | 28.06.2018 04:19:00 | 110.271 | \$ 22.0 |
| 2400 | Sell | 28.06.2018 04:17:00 | 110.293 | 0.02 | 28.06.2018 04:19:00 | 110.271 | \$ 44.0 |
| 2918 | Buy | 28.06.2018 09:47:00 | 110.012 | 0.01 | 28.06.2018 09:59:00 | 110.038 | \$ 26.0 |
| 2919 | Sell | 28.06.2018 13:14:00 | 110.294 | 0.03 | 28.06.2018 14:45:00 | 110.268 | \$ 78.0 |
| 2068 | Sell | 28.06.2018 16:19:00 | 110.41 | 0.01 | 28.06.2018 16:30:00 | 110.389 | \$ 21.0 |
| 2401 | Sell | 28.06.2018 16:19:00 | 110.41 | 0.01 | 28.06.2018 16:30:00 | 110.389 | \$ 21.0 |
| 2921 | Sell | 28.06.2018 17:30:00 | 110.399 | 0.03 | 28.06.2018 17:44:00 | 110.341 | \$ 174.0 |
| 2920 | Sell | 28.06.2018 15:35:00 | 110.334 | 0.03 | 28.06.2018 17:44:00 | 110.341 | \$ -21.0 |
| 2922 | Buy | 28.06.2018 21:33:00 | 110.158 | 0.01 | 28.06.2018 21:34:00 | 110.185 | \$ 27.0 |
| 2923 | Sell | 28.06.2018 23:00:00 | 110.305 | 0.03 | 28.06.2018 23:11:00 | 110.279 | \$ 78.0 |
| 2924 | Sell | 29.06.2018 00:40:00 | 110.389 | 0.03 | 29.06.2018 01:06:00 | 110.361 | \$ 84.0 |
| 2069 | Sell | 29.06.2018 03:29:00 | 110.491 | 0.01 | 29.06.2018 06:36:00 | 110.469 | \$ 22.0 |
| 2402 | Sell | 29.06.2018 03:29:00 | 110.491 | 0.01 | 29.06.2018 06:36:00 | 110.469 | \$ 22.0 |
| 2070 | Sell | 29.06.2018 10:13:00 | 110.577 | 0.01 | 29.06.2018 10:18:00 | 110.556 | \$ 21.0 |
| 2403 | Sell | 29.06.2018 10:13:00 | 110.577 | 0.01 | 29.06.2018 10:18:00 | 110.556 | \$ 21.0 |
| 2927 | Sell | 29.06.2018 10:13:00 | 110.577 | 0.03 | 29.06.2018 10:57:00 | 110.487 | \$ 270.0 |
| 2926 | Sell | 29.06.2018 10:13:00 | 110.536 | 0.05 | 29.06.2018 10:57:00 | 110.487 | \$ 245.0 |
| 2925 | Sell | 29.06.2018 02:36:00 | 110.411 | 0.03 | 29.06.2018 10:57:00 | 110.487 | \$ -228.0 |
| 2071 | Sell | 29.06.2018 11:53:00 | 110.656 | 0.01 | 29.06.2018 11:56:00 | 110.636 | \$ 20.0 |
| 2404 | Sell | 29.06.2018 11:53:00 | 110.656 | 0.01 | 29.06.2018 11:56:00 | 110.636 | \$ 20.0 |
| 1346 | Sell | 29.06.2018 12:14:00 | 110.733 | 0.02 | 29.06.2018 12:51:00 | 110.706 | \$ 54.0 |
| 1345 | Sell | 29.06.2018 12:05:00 | 110.73 | 0.02 | 29.06.2018 12:51:00 | 110.706 | \$ 48.0 |
| 1344 | Sell | 29.06.2018 12:00:00 | 110.715 | 0.02 | 29.06.2018 12:51:00 | 110.706 | \$ 18.0 |
| 2928 | Sell | 29.06.2018 11:53:00 | 110.656 | 0.03 | 29.06.2018 15:36:00 | 110.631 | \$ 75.0 |
| 2072 | Sell | 29.06.2018 17:41:00 | 110.742 | 0.01 | 29.06.2018 17:43:00 | 110.721 | \$ 21.0 |
| 2405 | Sell | 29.06.2018 17:41:00 | 110.742 | 0.02 | 29.06.2018 17:43:00 | 110.721 | \$ 42.0 |
| 2930 | Sell | 29.06.2018 22:34:00 | 110.74 | 0.03 | 29.06.2018 23:20:00 | 110.692 | \$ 144.0 |
| 2929 | Sell | 29.06.2018 22:27:00 | 110.709 | 0.05 | 29.06.2018 23:20:00 | 110.692 | \$ 85.0 |
| 2931 | Sell | 30.06.2018 00:14:00 | 110.871 | 0.03 | 30.06.2018 00:28:00 | 110.845 | \$ 78.0 |
| 2073 | Sell | 30.06.2018 00:09:00 | 110.79 | 0.01 | 30.06.2018 00:52:00 | 110.769 | \$ 21.0 |
| 2406 | Sell | 30.06.2018 00:09:00 | 110.79 | 0.01 | 30.06.2018 00:52:00 | 110.769 | \$ 21.0 |
| 2075 | Sell | 30.06.2018 04:02:00 | 110.915 | 0.01 | 30.06.2018 04:37:00 | 110.847 | \$ 68.0 |
| 2074 | Sell | 30.06.2018 02:09:00 | 110.823 | 0.01 | 30.06.2018 04:37:00 | 110.847 | \$ -24.0 |
| 2408 | Sell | 30.06.2018 04:02:00 | 110.915 | 0.01 | 30.06.2018 04:37:00 | 110.847 | \$ 68.0 |
| 2407 | Sell | 30.06.2018 02:09:00 | 110.823 | 0.01 | 30.06.2018 04:37:00 | 110.847 | \$ -24.0 |
| 2933 | Sell | 30.06.2018 04:02:00 | 110.915 | 0.03 | 30.06.2018 04:38:00 | 110.844 | \$ 213.0 |
| 2932 | Sell | 30.06.2018 02:09:00 | 110.823 | 0.03 | 30.06.2018 04:38:00 | 110.844 | \$ -63.0 |
| 2934 | Sell | 02.07.2018 10:03:00 | 110.862 | 0.03 | 02.07.2018 10:08:00 | 110.835 | \$ 81.0 |
| 2076 | Sell | 02.07.2018 10:12:00 | 110.94 | 0.01 | 02.07.2018 12:47:00 | 110.919 | \$ 21.0 |
| 2409 | Sell | 02.07.2018 10:12:00 | 110.94 | 0.01 | 02.07.2018 12:47:00 | 110.919 | \$ 21.0 |
| 2935 | Buy | 02.07.2018 16:15:00 | 110.667 | 0.01 | 02.07.2018 16:28:00 | 110.695 | \$ 28.0 |
| 2936 | Sell | 02.07.2018 22:03:00 | 110.846 | 0.03 | 02.07.2018 22:59:00 | 110.82 | \$ 78.0 |
| 2937 | Buy | 03.07.2018 00:36:00 | 110.742 | 0.01 | 03.07.2018 01:24:00 | 110.768 | \$ 26.0 |
| 2938 | Sell | 03.07.2018 02:39:00 | 110.889 | 0.03 | 03.07.2018 04:03:00 | 110.862 | \$ 81.0 |
| 2077 | Sell | 03.07.2018 10:07:00 | 111.06 | 0.01 | 03.07.2018 10:30:00 | 111.038 | \$ 22.0 |
| 2410 | Sell | 03.07.2018 10:07:00 | 111.06 | 0.01 | 03.07.2018 10:30:00 | 111.038 | \$ 22.0 |
| 2939 | Sell | 03.07.2018 09:02:00 | 110.919 | 0.03 | 03.07.2018 10:38:00 | 110.892 | \$ 81.0 |
| 2940 | Sell | 03.07.2018 15:21:00 | 111.026 | 0.03 | 03.07.2018 15:26:00 | 111.0 | \$ 78.0 |
| 2078 | Sell | 03.07.2018 16:03:00 | 111.079 | 0.01 | 03.07.2018 16:24:00 | 111.057 | \$ 22.0 |
| 2411 | Sell | 03.07.2018 16:03:00 | 111.079 | 0.01 | 03.07.2018 16:24:00 | 111.057 | \$ 22.0 |
| 2083 | Buy | 04.07.2018 14:33:00 | 110.397 | 0.01 | 04.07.2018 17:11:00 | 110.526 | \$ 129.0 |
| 2082 | Buy | 04.07.2018 09:39:00 | 110.391 | 0.01 | 04.07.2018 17:11:00 | 110.526 | \$ 135.0 |
| 2081 | Buy | 04.07.2018 07:34:00 | 110.528 | 0.01 | 04.07.2018 17:11:00 | 110.526 | \$ -2.0 |

| | | | | | | | |
|------|------|---------------------|---------|------|---------------------|---------|-------------|
| 2080 | Buy | 04.07.2018 00:56:00 | 110.542 | 0.01 | 04.07.2018 17:11:00 | 110.526 | \$ -16.0 |
| 2079 | Buy | 03.07.2018 22:57:00 | 110.669 | 0.01 | 04.07.2018 17:11:00 | 110.526 | \$ -139.03 |
| 2417 | Buy | 04.07.2018 14:33:00 | 110.397 | 0.02 | 04.07.2018 17:11:00 | 110.515 | \$ 236.0 |
| 2416 | Buy | 04.07.2018 09:39:00 | 110.391 | 0.01 | 04.07.2018 17:11:00 | 110.515 | \$ 124.0 |
| 2415 | Buy | 04.07.2018 07:37:00 | 110.5 | 0.01 | 04.07.2018 17:11:00 | 110.515 | \$ 15.0 |
| 2414 | Buy | 04.07.2018 07:34:00 | 110.528 | 0.02 | 04.07.2018 17:11:00 | 110.515 | \$ -26.0 |
| 2413 | Buy | 04.07.2018 00:56:00 | 110.542 | 0.01 | 04.07.2018 17:11:00 | 110.515 | \$ -27.0 |
| 2412 | Buy | 03.07.2018 22:57:00 | 110.669 | 0.01 | 04.07.2018 17:11:00 | 110.515 | \$ -150.03 |
| 2946 | Buy | 04.07.2018 09:39:00 | 110.391 | 0.01 | 05.07.2018 09:09:00 | 110.587 | \$ 207.91 |
| 2945 | Buy | 04.07.2018 07:37:00 | 110.5 | 0.01 | 05.07.2018 09:09:00 | 110.587 | \$ 98.91 |
| 2944 | Buy | 04.07.2018 07:34:00 | 110.528 | 0.03 | 05.07.2018 09:09:00 | 110.587 | \$ 212.73 |
| 2943 | Buy | 04.07.2018 00:56:00 | 110.542 | 0.01 | 05.07.2018 09:09:00 | 110.587 | \$ 56.91 |
| 2942 | Buy | 03.07.2018 22:57:00 | 110.669 | 0.01 | 05.07.2018 09:09:00 | 110.587 | \$ -66.12 |
| 2941 | Buy | 03.07.2018 21:07:00 | 110.81 | 0.01 | 05.07.2018 09:09:00 | 110.587 | \$ -207.12 |
| 2947 | Sell | 05.07.2018 09:05:00 | 110.558 | 0.03 | 05.07.2018 09:49:00 | 110.53 | \$ 84.0 |
| 2948 | Buy | 05.07.2018 10:06:00 | 110.441 | 0.01 | 05.07.2018 10:14:00 | 110.47 | \$ 29.0 |
| 2949 | Buy | 05.07.2018 12:10:00 | 110.392 | 0.01 | 05.07.2018 14:13:00 | 110.418 | \$ 26.0 |
| 2950 | Sell | 05.07.2018 15:00:00 | 110.665 | 0.03 | 05.07.2018 15:02:00 | 110.639 | \$ 78.0 |
| 2952 | Sell | 06.07.2018 09:55:00 | 110.694 | 0.03 | 06.07.2018 10:15:00 | 110.654 | \$ 120.0 |
| 2951 | Sell | 06.07.2018 09:55:00 | 110.672 | 0.05 | 06.07.2018 10:15:00 | 110.654 | \$ 90.0 |
| 2953 | Sell | 06.07.2018 13:28:00 | 110.736 | 0.03 | 06.07.2018 13:42:00 | 110.711 | \$ 75.0 |
| 2954 | Buy | 06.07.2018 21:32:00 | 110.517 | 0.01 | 06.07.2018 21:32:00 | 110.544 | \$ 27.0 |
| 2084 | Buy | 06.07.2018 23:00:00 | 110.411 | 0.01 | 06.07.2018 23:00:00 | 110.432 | \$ 21.0 |
| 2418 | Buy | 06.07.2018 23:00:00 | 110.411 | 0.01 | 06.07.2018 23:00:00 | 110.432 | \$ 21.0 |
| 2955 | Buy | 06.07.2018 23:21:00 | 110.419 | 0.01 | 06.07.2018 23:33:00 | 110.445 | \$ 26.0 |
| 2956 | Buy | 07.07.2018 04:03:00 | 110.44 | 0.01 | 07.07.2018 05:51:00 | 110.466 | \$ 26.0 |
| 2958 | Buy | 09.07.2018 10:28:00 | 110.395 | 0.01 | 09.07.2018 10:33:00 | 110.427 | \$ 32.0 |
| 2957 | Buy | 09.07.2018 10:27:00 | 110.403 | 0.03 | 09.07.2018 10:33:00 | 110.427 | \$ 72.0 |
| 2959 | Buy | 09.07.2018 16:58:00 | 110.418 | 0.01 | 09.07.2018 17:04:00 | 110.444 | \$ 26.0 |
| 2960 | Buy | 09.07.2018 17:04:00 | 110.466 | 0.03 | 09.07.2018 18:01:00 | 110.491 | \$ 75.0 |
| 2085 | Sell | 10.07.2018 00:14:00 | 110.764 | 0.01 | 10.07.2018 00:51:00 | 110.743 | \$ 21.0 |
| 2419 | Sell | 10.07.2018 00:14:00 | 110.764 | 0.01 | 10.07.2018 00:51:00 | 110.743 | \$ 21.0 |
| 2086 | Sell | 10.07.2018 02:38:00 | 110.902 | 0.01 | 10.07.2018 02:40:00 | 110.879 | \$ 23.0 |
| 2420 | Sell | 10.07.2018 02:38:00 | 110.902 | 0.01 | 10.07.2018 02:40:00 | 110.879 | \$ 23.0 |
| 2091 | Sell | 10.07.2018 23:02:00 | 111.276 | 0.01 | 11.07.2018 05:52:00 | 111.134 | \$ 132.17 |
| 2090 | Sell | 10.07.2018 19:36:00 | 111.289 | 0.01 | 11.07.2018 05:52:00 | 111.134 | \$ 145.17 |
| 2089 | Sell | 10.07.2018 17:38:00 | 111.147 | 0.01 | 11.07.2018 05:52:00 | 111.134 | \$ 3.17 |
| 2088 | Sell | 10.07.2018 13:34:00 | 111.151 | 0.01 | 11.07.2018 05:52:00 | 111.134 | \$ 7.17 |
| 2087 | Sell | 10.07.2018 08:24:00 | 110.92 | 0.01 | 11.07.2018 05:52:00 | 111.134 | \$ -223.83 |
| 2426 | Sell | 10.07.2018 23:02:00 | 111.276 | 0.02 | 11.07.2018 05:52:00 | 111.095 | \$ 342.34 |
| 2425 | Sell | 10.07.2018 18:54:00 | 111.243 | 0.01 | 11.07.2018 05:52:00 | 111.095 | \$ 138.17 |
| 2424 | Sell | 10.07.2018 17:38:00 | 111.147 | 0.02 | 11.07.2018 05:52:00 | 111.095 | \$ 84.34 |
| 2423 | Sell | 10.07.2018 13:34:00 | 111.151 | 0.01 | 11.07.2018 05:52:00 | 111.095 | \$ 46.17 |
| 2422 | Sell | 10.07.2018 08:47:00 | 110.975 | 0.01 | 11.07.2018 05:52:00 | 111.095 | \$ -129.83 |
| 2421 | Sell | 10.07.2018 08:24:00 | 110.92 | 0.02 | 11.07.2018 05:52:00 | 111.095 | \$ -369.66 |
| 2968 | Sell | 10.07.2018 23:02:00 | 111.276 | 0.05 | 11.07.2018 06:01:00 | 110.962 | \$ 1520.85 |
| 2967 | Sell | 10.07.2018 18:54:00 | 111.243 | 0.03 | 11.07.2018 06:01:00 | 110.962 | \$ 813.51 |
| 2966 | Sell | 10.07.2018 13:34:00 | 111.151 | 0.03 | 11.07.2018 06:01:00 | 110.962 | \$ 537.51 |
| 2965 | Sell | 10.07.2018 08:47:00 | 110.975 | 0.03 | 11.07.2018 06:01:00 | 110.962 | \$ 9.51 |
| 2964 | Sell | 10.07.2018 08:24:00 | 110.92 | 0.05 | 11.07.2018 06:01:00 | 110.962 | \$ -259.15 |
| 2963 | Sell | 10.07.2018 02:38:00 | 110.902 | 0.03 | 11.07.2018 06:01:00 | 110.962 | \$ -209.49 |
| 2962 | Sell | 10.07.2018 00:14:00 | 110.764 | 0.03 | 11.07.2018 06:01:00 | 110.962 | \$ -623.49 |
| 2961 | Sell | 09.07.2018 22:06:00 | 110.532 | 0.03 | 11.07.2018 06:01:00 | 110.962 | \$ -1348.98 |
| 2092 | Buy | 11.07.2018 06:11:00 | 110.851 | 0.01 | 11.07.2018 06:12:00 | 110.873 | \$ 22.0 |
| 2427 | Buy | 11.07.2018 06:11:00 | 110.851 | 0.01 | 11.07.2018 06:12:00 | 110.873 | \$ 22.0 |
| 2093 | Buy | 11.07.2018 10:02:00 | 110.821 | 0.01 | 11.07.2018 10:12:00 | 110.842 | \$ 21.0 |
| 2428 | Buy | 11.07.2018 10:02:00 | 110.821 | 0.01 | 11.07.2018 10:12:00 | 110.842 | \$ 21.0 |
| 2970 | Buy | 11.07.2018 10:02:00 | 110.821 | 0.01 | 11.07.2018 10:44:00 | 110.944 | \$ 123.0 |
| 2969 | Buy | 11.07.2018 06:00:00 | 111.012 | 0.01 | 11.07.2018 10:44:00 | 110.944 | \$ -68.0 |
| 2094 | Sell | 11.07.2018 21:35:00 | 111.281 | 0.01 | 11.07.2018 21:42:00 | 111.26 | \$ 21.0 |

| | | | | | | | |
|------|------|---------------------|---------|------|---------------------|---------|------------|
| 2429 | Sell | 11.07.2018 21:35:00 | 111.281 | 0.01 | 11.07.2018 21:42:00 | 111.26 | \$ 21.0 |
| 2972 | Sell | 11.07.2018 21:35:00 | 111.281 | 0.03 | 11.07.2018 21:55:00 | 111.194 | \$ 261.0 |
| 2971 | Sell | 11.07.2018 18:00:00 | 111.158 | 0.03 | 11.07.2018 21:55:00 | 111.194 | \$ -108.0 |
| 1351 | Sell | 12.07.2018 00:40:00 | 111.538 | 0.02 | 12.07.2018 00:44:00 | 111.525 | \$ 26.0 |
| 1350 | Sell | 12.07.2018 00:35:00 | 111.545 | 0.02 | 12.07.2018 00:44:00 | 111.525 | \$ 40.0 |
| 1349 | Sell | 12.07.2018 00:30:00 | 111.57 | 0.02 | 12.07.2018 00:44:00 | 111.525 | \$ 90.0 |
| 1348 | Sell | 12.07.2018 00:25:00 | 111.578 | 0.02 | 12.07.2018 00:44:00 | 111.525 | \$ 106.0 |
| 1347 | Sell | 12.07.2018 00:20:00 | 111.503 | 0.02 | 12.07.2018 00:44:00 | 111.525 | \$ -44.0 |
| 2988 | Buy | 13.07.2018 21:36:00 | 112.492 | 0.01 | 13.07.2018 21:45:00 | 112.518 | \$ 26.0 |
| 2110 | Buy | 14.07.2018 00:00:00 | 112.412 | 0.01 | 14.07.2018 00:10:00 | 112.434 | \$ 22.0 |
| 2446 | Buy | 14.07.2018 00:00:00 | 112.412 | 0.01 | 14.07.2018 00:10:00 | 112.434 | \$ 22.0 |
| 2989 | Buy | 13.07.2018 23:30:00 | 112.47 | 0.01 | 14.07.2018 00:25:00 | 112.495 | \$ 25.0 |
| 2445 | Sell | 13.07.2018 16:44:00 | 112.771 | 0.01 | 14.07.2018 04:14:00 | 112.301 | \$ 470.0 |
| 2444 | Sell | 13.07.2018 09:28:00 | 112.723 | 0.01 | 14.07.2018 04:14:00 | 112.301 | \$ 422.0 |
| 2443 | Sell | 13.07.2018 07:48:00 | 112.6 | 0.01 | 14.07.2018 04:14:00 | 112.301 | \$ 299.0 |
| 2442 | Sell | 13.07.2018 02:15:00 | 112.472 | 0.02 | 14.07.2018 04:14:00 | 112.301 | \$ 342.0 |
| 2441 | Sell | 12.07.2018 23:00:00 | 112.521 | 0.02 | 14.07.2018 04:14:00 | 112.301 | \$ 420.34 |
| 2440 | Sell | 12.07.2018 19:45:00 | 112.565 | 0.01 | 14.07.2018 04:14:00 | 112.301 | \$ 254.17 |
| 2439 | Sell | 12.07.2018 18:05:00 | 112.445 | 0.01 | 14.07.2018 04:14:00 | 112.301 | \$ 134.17 |
| 2438 | Sell | 12.07.2018 18:02:00 | 112.409 | 0.02 | 14.07.2018 04:14:00 | 112.301 | \$ 196.34 |
| 2437 | Sell | 12.07.2018 16:17:00 | 112.377 | 0.02 | 14.07.2018 04:14:00 | 112.301 | \$ 132.34 |
| 2436 | Sell | 12.07.2018 14:37:00 | 112.276 | 0.02 | 14.07.2018 04:14:00 | 112.301 | \$ -69.66 |
| 2435 | Sell | 12.07.2018 12:18:00 | 112.354 | 0.01 | 14.07.2018 04:14:00 | 112.301 | \$ 43.17 |
| 2434 | Sell | 12.07.2018 10:38:00 | 112.187 | 0.01 | 14.07.2018 04:14:00 | 112.301 | \$ -123.83 |
| 2433 | Sell | 12.07.2018 09:01:00 | 112.003 | 0.02 | 14.07.2018 04:14:00 | 112.301 | \$ -615.66 |
| 2432 | Sell | 12.07.2018 04:05:00 | 112.065 | 0.01 | 14.07.2018 04:14:00 | 112.301 | \$ -245.83 |
| 2431 | Sell | 12.07.2018 01:54:00 | 111.93 | 0.01 | 14.07.2018 04:14:00 | 112.301 | \$ -380.83 |
| 2430 | Sell | 12.07.2018 00:14:00 | 111.337 | 0.01 | 14.07.2018 04:14:00 | 112.301 | \$ -973.83 |
| 2111 | Buy | 14.07.2018 02:51:00 | 112.408 | 0.01 | 16.07.2018 07:40:00 | 112.429 | \$ 24.97 |
| 2447 | Buy | 14.07.2018 02:51:00 | 112.408 | 0.01 | 16.07.2018 07:40:00 | 112.429 | \$ 24.97 |
| 2990 | Buy | 14.07.2018 02:51:00 | 112.408 | 0.01 | 16.07.2018 08:09:00 | 112.433 | \$ 28.97 |
| 2991 | Buy | 16.07.2018 15:45:00 | 112.379 | 0.01 | 16.07.2018 16:10:00 | 112.407 | \$ 28.0 |
| 2109 | Sell | 13.07.2018 16:44:00 | 112.771 | 0.01 | 16.07.2018 21:30:00 | 112.292 | \$ 469.17 |
| 2108 | Sell | 13.07.2018 09:28:00 | 112.723 | 0.01 | 16.07.2018 21:30:00 | 112.292 | \$ 421.17 |
| 2107 | Sell | 13.07.2018 07:48:00 | 112.6 | 0.01 | 16.07.2018 21:30:00 | 112.292 | \$ 298.17 |
| 2106 | Sell | 13.07.2018 02:15:00 | 112.472 | 0.01 | 16.07.2018 21:30:00 | 112.292 | \$ 170.17 |
| 2105 | Sell | 12.07.2018 23:00:00 | 112.521 | 0.01 | 16.07.2018 21:30:00 | 112.292 | \$ 209.34 |
| 2104 | Sell | 12.07.2018 19:42:00 | 112.572 | 0.01 | 16.07.2018 21:30:00 | 112.292 | \$ 260.34 |
| 2103 | Sell | 12.07.2018 18:02:00 | 112.409 | 0.01 | 16.07.2018 21:30:00 | 112.292 | \$ 97.34 |
| 2102 | Sell | 12.07.2018 16:17:00 | 112.377 | 0.01 | 16.07.2018 21:30:00 | 112.292 | \$ 65.34 |
| 2101 | Sell | 12.07.2018 14:37:00 | 112.276 | 0.01 | 16.07.2018 21:30:00 | 112.292 | \$ -35.66 |
| 2100 | Sell | 12.07.2018 12:21:00 | 112.355 | 0.01 | 16.07.2018 21:30:00 | 112.292 | \$ 43.34 |
| 2099 | Sell | 12.07.2018 10:41:00 | 112.281 | 0.01 | 16.07.2018 21:30:00 | 112.292 | \$ -30.66 |
| 2098 | Sell | 12.07.2018 09:01:00 | 112.003 | 0.01 | 16.07.2018 21:30:00 | 112.292 | \$ -308.66 |
| 2097 | Sell | 12.07.2018 04:05:00 | 112.065 | 0.01 | 16.07.2018 21:30:00 | 112.292 | \$ -246.66 |
| 2096 | Sell | 12.07.2018 01:54:00 | 111.93 | 0.01 | 16.07.2018 21:30:00 | 112.292 | \$ -381.66 |
| 2095 | Sell | 12.07.2018 00:14:00 | 111.337 | 0.01 | 16.07.2018 21:30:00 | 112.292 | \$ -974.66 |
| 2992 | Buy | 16.07.2018 20:00:00 | 112.371 | 0.01 | 16.07.2018 21:32:00 | 112.396 | \$ 25.0 |
| 2993 | Buy | 16.07.2018 23:06:00 | 112.308 | 0.01 | 16.07.2018 23:11:00 | 112.334 | \$ 26.0 |
| 2987 | Sell | 13.07.2018 16:34:00 | 112.735 | 0.03 | 16.07.2018 23:31:00 | 112.268 | \$ 1371.51 |
| 2986 | Sell | 13.07.2018 09:28:00 | 112.723 | 0.03 | 16.07.2018 23:31:00 | 112.268 | \$ 1335.51 |
| 2985 | Sell | 13.07.2018 07:48:00 | 112.6 | 0.03 | 16.07.2018 23:31:00 | 112.268 | \$ 966.51 |
| 2984 | Sell | 12.07.2018 23:00:00 | 112.521 | 0.05 | 16.07.2018 23:31:00 | 112.268 | \$ 1166.7 |
| 2983 | Sell | 12.07.2018 19:45:00 | 112.565 | 0.03 | 16.07.2018 23:31:00 | 112.268 | \$ 832.02 |
| 2982 | Sell | 12.07.2018 18:05:00 | 112.445 | 0.03 | 16.07.2018 23:31:00 | 112.268 | \$ 472.02 |
| 2981 | Sell | 12.07.2018 18:02:00 | 112.409 | 0.05 | 16.07.2018 23:31:00 | 112.268 | \$ 606.7 |
| 2980 | Sell | 12.07.2018 16:17:00 | 112.377 | 0.05 | 16.07.2018 23:31:00 | 112.268 | \$ 446.7 |
| 2979 | Sell | 12.07.2018 14:37:00 | 112.276 | 0.05 | 16.07.2018 23:31:00 | 112.268 | \$ -58.3 |
| 2978 | Sell | 12.07.2018 12:18:00 | 112.354 | 0.03 | 16.07.2018 23:31:00 | 112.268 | \$ 199.02 |
| 2977 | Sell | 12.07.2018 10:38:00 | 112.187 | 0.03 | 16.07.2018 23:31:00 | 112.268 | \$ -301.98 |

| | | | | | | | |
|------|------|---------------------|---------|------|---------------------|---------|-------------|
| 2976 | Sell | 12.07.2018 10:36:00 | 112.134 | 0.05 | 16.07.2018 23:31:00 | 112.268 | \$ -768.3 |
| 2975 | Sell | 12.07.2018 03:05:00 | 112.072 | 0.03 | 16.07.2018 23:31:00 | 112.268 | \$ -646.98 |
| 2974 | Sell | 12.07.2018 01:18:00 | 111.589 | 0.03 | 16.07.2018 23:31:00 | 112.268 | \$ -2095.98 |
| 2973 | Sell | 11.07.2018 23:20:00 | 111.244 | 0.03 | 16.07.2018 23:31:00 | 112.268 | \$ -3219.45 |
| 2994 | Buy | 17.07.2018 01:00:00 | 112.306 | 0.01 | 17.07.2018 01:29:00 | 112.334 | \$ 28.0 |
| 2995 | Sell | 17.07.2018 10:16:00 | 112.5 | 0.03 | 17.07.2018 10:44:00 | 112.472 | \$ 84.0 |
| 2996 | Buy | 17.07.2018 16:20:00 | 112.27 | 0.01 | 17.07.2018 16:28:00 | 112.296 | \$ 26.0 |
| 2113 | Sell | 17.07.2018 22:51:00 | 112.741 | 0.01 | 17.07.2018 23:16:00 | 112.654 | \$ 87.0 |
| 2112 | Sell | 17.07.2018 21:00:00 | 112.607 | 0.01 | 17.07.2018 23:16:00 | 112.654 | \$ -47.0 |
| 2449 | Sell | 17.07.2018 22:51:00 | 112.741 | 0.01 | 17.07.2018 23:16:00 | 112.654 | \$ 87.0 |
| 2448 | Sell | 17.07.2018 21:00:00 | 112.607 | 0.01 | 17.07.2018 23:16:00 | 112.654 | \$ -47.0 |
| 2114 | Sell | 18.07.2018 01:10:00 | 112.841 | 0.01 | 18.07.2018 02:56:00 | 112.817 | \$ 24.0 |
| 2450 | Sell | 18.07.2018 01:10:00 | 112.841 | 0.01 | 18.07.2018 02:56:00 | 112.817 | \$ 24.0 |
| 2115 | Sell | 18.07.2018 03:25:00 | 112.904 | 0.01 | 18.07.2018 03:32:00 | 112.883 | \$ 21.0 |
| 2451 | Sell | 18.07.2018 03:25:00 | 112.904 | 0.02 | 18.07.2018 03:32:00 | 112.883 | \$ 42.0 |
| 2116 | Sell | 18.07.2018 08:10:00 | 112.991 | 0.01 | 18.07.2018 09:56:00 | 112.97 | \$ 21.0 |
| 2452 | Sell | 18.07.2018 08:10:00 | 112.991 | 0.01 | 18.07.2018 09:56:00 | 112.97 | \$ 21.0 |
| 2117 | Sell | 18.07.2018 14:17:00 | 113.04 | 0.01 | 18.07.2018 14:44:00 | 113.02 | \$ 20.0 |
| 2454 | Sell | 18.07.2018 14:17:00 | 113.031 | 0.02 | 18.07.2018 14:44:00 | 113.014 | \$ 34.0 |
| 2453 | Sell | 18.07.2018 14:17:00 | 113.04 | 0.01 | 18.07.2018 14:44:00 | 113.014 | \$ 26.0 |
| 3004 | Sell | 18.07.2018 14:17:00 | 113.031 | 0.05 | 18.07.2018 21:07:00 | 112.818 | \$ 1065.0 |
| 3003 | Sell | 18.07.2018 14:17:00 | 113.04 | 0.03 | 18.07.2018 21:07:00 | 112.818 | \$ 666.0 |
| 3002 | Sell | 18.07.2018 08:10:00 | 112.991 | 0.03 | 18.07.2018 21:07:00 | 112.818 | \$ 519.0 |
| 3001 | Sell | 18.07.2018 03:25:00 | 112.904 | 0.05 | 18.07.2018 21:07:00 | 112.818 | \$ 430.0 |
| 3000 | Sell | 18.07.2018 01:10:00 | 112.841 | 0.03 | 18.07.2018 21:07:00 | 112.818 | \$ 69.0 |
| 2999 | Sell | 17.07.2018 22:51:00 | 112.741 | 0.03 | 18.07.2018 21:07:00 | 112.818 | \$ -260.49 |
| 2998 | Sell | 17.07.2018 21:04:00 | 112.593 | 0.03 | 18.07.2018 21:07:00 | 112.818 | \$ -704.49 |
| 2997 | Sell | 17.07.2018 19:24:00 | 112.437 | 0.03 | 18.07.2018 21:07:00 | 112.818 | \$ -1172.49 |
| 3005 | Buy | 18.07.2018 21:08:00 | 112.789 | 0.01 | 18.07.2018 21:58:00 | 112.815 | \$ 26.0 |
| 3006 | Buy | 18.07.2018 23:38:00 | 112.785 | 0.01 | 18.07.2018 23:50:00 | 112.81 | \$ 25.0 |
| 2118 | Buy | 19.07.2018 00:07:00 | 112.745 | 0.01 | 19.07.2018 00:12:00 | 112.766 | \$ 21.0 |
| 2455 | Buy | 19.07.2018 00:07:00 | 112.745 | 0.01 | 19.07.2018 00:12:00 | 112.766 | \$ 21.0 |
| 2119 | Buy | 19.07.2018 11:04:00 | 112.672 | 0.01 | 19.07.2018 11:12:00 | 112.693 | \$ 21.0 |
| 2456 | Buy | 19.07.2018 11:04:00 | 112.672 | 0.01 | 19.07.2018 11:12:00 | 112.693 | \$ 21.0 |
| 3008 | Buy | 19.07.2018 11:04:00 | 112.684 | 0.01 | 19.07.2018 14:31:00 | 112.778 | \$ 94.0 |
| 3007 | Buy | 19.07.2018 09:00:00 | 112.814 | 0.01 | 19.07.2018 14:31:00 | 112.778 | \$ -36.0 |
| 2120 | Sell | 19.07.2018 18:32:00 | 113.044 | 0.01 | 19.07.2018 18:54:00 | 113.022 | \$ 22.0 |
| 2457 | Sell | 19.07.2018 18:32:00 | 113.044 | 0.01 | 19.07.2018 18:54:00 | 113.022 | \$ 22.0 |
| 3010 | Sell | 19.07.2018 18:32:00 | 113.042 | 0.03 | 19.07.2018 19:25:00 | 112.961 | \$ 243.0 |
| 3009 | Sell | 19.07.2018 16:12:00 | 112.93 | 0.03 | 19.07.2018 19:25:00 | 112.961 | \$ -93.0 |
| 2121 | Sell | 19.07.2018 21:31:00 | 113.098 | 0.01 | 19.07.2018 21:48:00 | 113.074 | \$ 24.0 |
| 2458 | Sell | 19.07.2018 21:31:00 | 113.098 | 0.01 | 19.07.2018 21:48:00 | 113.074 | \$ 24.0 |
| 3011 | Sell | 19.07.2018 21:31:00 | 113.098 | 0.03 | 19.07.2018 21:48:00 | 113.07 | \$ 84.0 |
| 2462 | Buy | 20.07.2018 08:56:00 | 112.371 | 0.01 | 20.07.2018 09:09:00 | 112.44 | \$ 69.0 |
| 2461 | Buy | 20.07.2018 08:55:00 | 112.383 | 0.02 | 20.07.2018 09:09:00 | 112.44 | \$ 114.0 |
| 2460 | Buy | 20.07.2018 05:29:00 | 112.436 | 0.01 | 20.07.2018 09:09:00 | 112.44 | \$ 4.0 |
| 2459 | Buy | 20.07.2018 02:05:00 | 112.525 | 0.01 | 20.07.2018 09:09:00 | 112.44 | \$ -85.0 |
| 2124 | Buy | 20.07.2018 08:55:00 | 112.383 | 0.01 | 20.07.2018 09:10:00 | 112.47 | \$ 87.0 |
| 2123 | Buy | 20.07.2018 05:29:00 | 112.436 | 0.01 | 20.07.2018 09:10:00 | 112.47 | \$ 34.0 |
| 2122 | Buy | 20.07.2018 02:05:00 | 112.525 | 0.01 | 20.07.2018 09:10:00 | 112.47 | \$ -55.0 |
| 3015 | Buy | 20.07.2018 09:00:00 | 112.381 | 0.03 | 20.07.2018 09:10:00 | 112.473 | \$ 276.0 |
| 3014 | Buy | 20.07.2018 08:56:00 | 112.371 | 0.01 | 20.07.2018 09:10:00 | 112.473 | \$ 102.0 |
| 3013 | Buy | 20.07.2018 05:29:00 | 112.436 | 0.01 | 20.07.2018 09:10:00 | 112.473 | \$ 37.0 |
| 3012 | Buy | 20.07.2018 02:03:00 | 112.728 | 0.01 | 20.07.2018 09:10:00 | 112.473 | \$ -255.0 |
| 3016 | Buy | 20.07.2018 10:40:00 | 112.308 | 0.03 | 20.07.2018 10:40:00 | 112.337 | \$ 87.0 |
| 2125 | Buy | 20.07.2018 10:36:00 | 112.402 | 0.01 | 20.07.2018 11:04:00 | 112.424 | \$ 22.0 |
| 2463 | Buy | 20.07.2018 10:36:00 | 112.402 | 0.02 | 20.07.2018 11:04:00 | 112.424 | \$ 44.0 |
| 3018 | Buy | 20.07.2018 12:21:00 | 112.336 | 0.03 | 20.07.2018 12:37:00 | 112.359 | \$ 69.0 |
| 3017 | Buy | 20.07.2018 12:20:00 | 112.325 | 0.01 | 20.07.2018 12:37:00 | 112.359 | \$ 34.0 |
| 2465 | Buy | 20.07.2018 12:20:00 | 112.325 | 0.01 | 20.07.2018 12:42:00 | 112.364 | \$ 39.0 |

| | | | | | | | |
|------|------|---------------------|---------|------|---------------------|---------|------------|
| 2464 | Buy | 20.07.2018 12:16:00 | 112.351 | 0.02 | 20.07.2018 12:42:00 | 112.364 | \$ 26.0 |
| 2126 | Buy | 20.07.2018 12:16:00 | 112.351 | 0.01 | 20.07.2018 13:21:00 | 112.372 | \$ 21.0 |
| 2466 | Buy | 20.07.2018 14:00:00 | 112.236 | 0.01 | 20.07.2018 14:06:00 | 112.257 | \$ 21.0 |
| 2127 | Buy | 20.07.2018 13:56:00 | 112.241 | 0.01 | 20.07.2018 14:10:00 | 112.263 | \$ 22.0 |
| 3019 | Buy | 20.07.2018 14:00:00 | 112.236 | 0.01 | 20.07.2018 14:10:00 | 112.263 | \$ 27.0 |
| 1367 | Sell | 17.07.2018 23:36:00 | 112.906 | 0.01 | 20.07.2018 21:49:00 | 111.916 | \$ 940.85 |
| 1366 | Sell | 12.07.2018 03:10:00 | 112.156 | 0.02 | 20.07.2018 21:49:00 | 111.916 | \$ 322.72 |
| 1365 | Sell | 12.07.2018 02:34:00 | 112.015 | 0.02 | 20.07.2018 21:49:00 | 111.916 | \$ 40.72 |
| 1364 | Sell | 12.07.2018 02:29:00 | 111.968 | 0.02 | 20.07.2018 21:49:00 | 111.916 | \$ -53.28 |
| 1363 | Sell | 12.07.2018 02:24:00 | 111.975 | 0.02 | 20.07.2018 21:49:00 | 111.916 | \$ -39.28 |
| 1362 | Sell | 12.07.2018 02:19:00 | 111.992 | 0.02 | 20.07.2018 21:49:00 | 111.916 | \$ -5.28 |
| 1361 | Sell | 12.07.2018 02:14:00 | 111.911 | 0.02 | 20.07.2018 21:49:00 | 111.916 | \$ -167.28 |
| 1360 | Sell | 12.07.2018 02:09:00 | 111.915 | 0.02 | 20.07.2018 21:49:00 | 111.916 | \$ -159.28 |
| 1359 | Sell | 12.07.2018 02:04:00 | 111.905 | 0.02 | 20.07.2018 21:49:00 | 111.916 | \$ -179.28 |
| 1358 | Sell | 12.07.2018 01:59:00 | 111.905 | 0.02 | 20.07.2018 21:49:00 | 111.916 | \$ -179.28 |
| 1357 | Sell | 12.07.2018 01:54:00 | 111.93 | 0.02 | 20.07.2018 21:49:00 | 111.916 | \$ -129.28 |
| 1356 | Sell | 12.07.2018 01:49:00 | 111.834 | 0.02 | 20.07.2018 21:49:00 | 111.916 | \$ -321.28 |
| 1355 | Sell | 12.07.2018 01:44:00 | 111.804 | 0.02 | 20.07.2018 21:49:00 | 111.916 | \$ -381.28 |
| 1354 | Sell | 12.07.2018 01:39:00 | 111.774 | 0.02 | 20.07.2018 21:49:00 | 111.916 | \$ -441.28 |
| 1353 | Sell | 12.07.2018 01:34:00 | 111.78 | 0.02 | 20.07.2018 21:49:00 | 111.916 | \$ -429.28 |
| 1352 | Sell | 12.07.2018 01:29:00 | 111.693 | 0.02 | 20.07.2018 21:49:00 | 111.916 | \$ -603.28 |
| 1368 | Buy | 20.07.2018 23:00:00 | 111.654 | 0.02 | 20.07.2018 23:00:00 | 111.751 | \$ 194.0 |
| 1369 | Buy | 21.07.2018 03:06:00 | 111.449 | 0.02 | 21.07.2018 03:11:00 | 111.473 | \$ 48.0 |
| 1370 | Buy | 23.07.2018 08:39:00 | 111.161 | 0.02 | 23.07.2018 08:39:00 | 111.182 | \$ 42.0 |
| 1378 | Buy | 23.07.2018 09:32:00 | 110.91 | 0.02 | 23.07.2018 10:10:00 | 111.021 | \$ 222.0 |
| 1377 | Buy | 23.07.2018 09:27:00 | 110.939 | 0.02 | 23.07.2018 10:10:00 | 111.021 | \$ 164.0 |
| 1376 | Buy | 23.07.2018 09:22:00 | 110.925 | 0.02 | 23.07.2018 10:10:00 | 111.021 | \$ 192.0 |
| 1375 | Buy | 23.07.2018 09:17:00 | 110.99 | 0.02 | 23.07.2018 10:10:00 | 111.021 | \$ 62.0 |
| 1374 | Buy | 23.07.2018 09:12:00 | 111.02 | 0.02 | 23.07.2018 10:10:00 | 111.021 | \$ 2.0 |
| 1373 | Buy | 23.07.2018 09:07:00 | 111.038 | 0.02 | 23.07.2018 10:10:00 | 111.021 | \$ -34.0 |
| 1372 | Buy | 23.07.2018 09:02:00 | 111.068 | 0.02 | 23.07.2018 10:10:00 | 111.021 | \$ -94.0 |
| 1371 | Buy | 23.07.2018 08:57:00 | 111.09 | 0.02 | 23.07.2018 10:10:00 | 111.021 | \$ -138.0 |
| 1379 | Buy | 23.07.2018 10:44:00 | 110.777 | 0.02 | 23.07.2018 10:44:00 | 110.799 | \$ 44.0 |
| 3029 | Buy | 23.07.2018 17:03:00 | 110.94 | 0.03 | 23.07.2018 22:47:00 | 111.332 | \$ 1176.0 |
| 3028 | Buy | 23.07.2018 12:35:00 | 110.902 | 0.03 | 23.07.2018 22:47:00 | 111.332 | \$ 1290.0 |
| 3027 | Buy | 23.07.2018 10:31:00 | 110.941 | 0.01 | 23.07.2018 22:47:00 | 111.332 | \$ 391.0 |
| 3026 | Buy | 23.07.2018 08:39:00 | 111.185 | 0.01 | 23.07.2018 22:47:00 | 111.332 | \$ 147.0 |
| 3025 | Buy | 21.07.2018 05:50:00 | 111.459 | 0.03 | 23.07.2018 22:47:00 | 111.332 | \$ -369.09 |
| 3024 | Buy | 21.07.2018 05:49:00 | 111.451 | 0.01 | 23.07.2018 22:47:00 | 111.332 | \$ -115.03 |
| 3023 | Buy | 21.07.2018 02:35:00 | 111.567 | 0.01 | 23.07.2018 22:47:00 | 111.332 | \$ -231.03 |
| 3022 | Buy | 21.07.2018 00:55:00 | 111.745 | 0.01 | 23.07.2018 22:47:00 | 111.332 | \$ -409.03 |
| 3021 | Buy | 20.07.2018 22:38:00 | 111.782 | 0.01 | 23.07.2018 22:47:00 | 111.332 | \$ -446.03 |
| 3020 | Buy | 20.07.2018 20:53:00 | 112.33 | 0.01 | 23.07.2018 22:47:00 | 111.332 | \$ -994.03 |
| 2476 | Buy | 23.07.2018 17:03:00 | 110.951 | 0.02 | 23.07.2018 23:23:00 | 111.373 | \$ 844.0 |
| 2475 | Buy | 23.07.2018 12:35:00 | 110.902 | 0.02 | 23.07.2018 23:23:00 | 111.373 | \$ 942.0 |
| 2474 | Buy | 23.07.2018 10:31:00 | 110.941 | 0.01 | 23.07.2018 23:23:00 | 111.373 | \$ 432.0 |
| 2473 | Buy | 23.07.2018 08:39:00 | 111.185 | 0.01 | 23.07.2018 23:23:00 | 111.373 | \$ 188.0 |
| 2472 | Buy | 21.07.2018 05:50:00 | 111.459 | 0.02 | 23.07.2018 23:23:00 | 111.373 | \$ -164.06 |
| 2471 | Buy | 21.07.2018 05:49:00 | 111.451 | 0.01 | 23.07.2018 23:23:00 | 111.373 | \$ -74.03 |
| 2470 | Buy | 21.07.2018 02:35:00 | 111.567 | 0.01 | 23.07.2018 23:23:00 | 111.373 | \$ -190.03 |
| 2469 | Buy | 21.07.2018 00:55:00 | 111.745 | 0.01 | 23.07.2018 23:23:00 | 111.373 | \$ -368.03 |
| 2468 | Buy | 20.07.2018 22:40:00 | 111.789 | 0.01 | 23.07.2018 23:23:00 | 111.373 | \$ -412.03 |
| 2467 | Buy | 20.07.2018 21:00:00 | 112.281 | 0.01 | 23.07.2018 23:23:00 | 111.373 | \$ -904.03 |
| 3030 | Sell | 23.07.2018 23:24:00 | 111.363 | 0.03 | 23.07.2018 23:28:00 | 111.337 | \$ 78.0 |
| 2136 | Buy | 23.07.2018 17:03:00 | 110.951 | 0.01 | 24.07.2018 01:22:00 | 111.447 | \$ 499.97 |
| 2135 | Buy | 23.07.2018 12:35:00 | 110.902 | 0.01 | 24.07.2018 01:22:00 | 111.447 | \$ 548.97 |
| 2134 | Buy | 23.07.2018 10:31:00 | 110.941 | 0.01 | 24.07.2018 01:22:00 | 111.447 | \$ 509.97 |
| 2133 | Buy | 23.07.2018 08:39:00 | 111.185 | 0.01 | 24.07.2018 01:22:00 | 111.447 | \$ 265.97 |
| 2132 | Buy | 21.07.2018 05:49:00 | 111.452 | 0.01 | 24.07.2018 01:22:00 | 111.447 | \$ 2.94 |
| 2131 | Buy | 21.07.2018 02:35:00 | 111.567 | 0.01 | 24.07.2018 01:22:00 | 111.447 | \$ -112.06 |

| | | | | | | | |
|------|------|---------------------|---------|------|---------------------|---------|------------|
| 2130 | Buy | 21.07.2018 00:55:00 | 111.745 | 0.01 | 24.07.2018 01:22:00 | 111.447 | \$ -290.06 |
| 2129 | Buy | 20.07.2018 22:40:00 | 111.789 | 0.01 | 24.07.2018 01:22:00 | 111.447 | \$ -334.06 |
| 2128 | Buy | 20.07.2018 21:00:00 | 112.281 | 0.01 | 24.07.2018 01:22:00 | 111.447 | \$ -826.06 |
| 2138 | Sell | 24.07.2018 04:07:00 | 111.505 | 0.01 | 24.07.2018 04:19:00 | 111.441 | \$ 64.0 |
| 2137 | Sell | 24.07.2018 01:21:00 | 111.419 | 0.01 | 24.07.2018 04:19:00 | 111.441 | \$ -22.0 |
| 2478 | Sell | 24.07.2018 04:07:00 | 111.505 | 0.01 | 24.07.2018 04:19:00 | 111.441 | \$ 64.0 |
| 2477 | Sell | 24.07.2018 01:21:00 | 111.419 | 0.01 | 24.07.2018 04:19:00 | 111.441 | \$ -22.0 |
| 3032 | Sell | 24.07.2018 04:07:00 | 111.505 | 0.03 | 24.07.2018 04:19:00 | 111.436 | \$ 207.0 |
| 3031 | Sell | 24.07.2018 01:21:00 | 111.419 | 0.03 | 24.07.2018 04:19:00 | 111.436 | \$ -51.0 |
| 3033 | Buy | 24.07.2018 10:00:00 | 111.214 | 0.01 | 24.07.2018 11:11:00 | 111.239 | \$ 25.0 |
| 3034 | Sell | 24.07.2018 15:39:00 | 111.437 | 0.03 | 24.07.2018 15:54:00 | 111.41 | \$ 81.0 |
| 3035 | Buy | 24.07.2018 18:10:00 | 111.198 | 0.01 | 24.07.2018 18:26:00 | 111.224 | \$ 26.0 |
| 2139 | Buy | 24.07.2018 19:58:00 | 111.076 | 0.01 | 24.07.2018 21:07:00 | 111.098 | \$ 22.0 |
| 2479 | Buy | 24.07.2018 19:58:00 | 111.076 | 0.01 | 24.07.2018 21:07:00 | 111.098 | \$ 22.0 |
| 3036 | Buy | 24.07.2018 19:54:00 | 111.113 | 0.01 | 24.07.2018 21:18:00 | 111.138 | \$ 25.0 |
| 2140 | Buy | 24.07.2018 22:40:00 | 111.094 | 0.01 | 25.07.2018 00:00:00 | 111.114 | \$ 23.97 |
| 2481 | Buy | 24.07.2018 22:40:00 | 111.1 | 0.02 | 25.07.2018 00:00:00 | 111.117 | \$ 41.94 |
| 2480 | Buy | 24.07.2018 22:40:00 | 111.091 | 0.01 | 25.07.2018 00:00:00 | 111.117 | \$ 29.97 |
| 3038 | Buy | 24.07.2018 22:40:00 | 111.1 | 0.03 | 25.07.2018 00:00:00 | 111.124 | \$ 83.91 |
| 3037 | Buy | 24.07.2018 22:40:00 | 111.091 | 0.01 | 25.07.2018 00:00:00 | 111.124 | \$ 36.97 |
| 3039 | Sell | 25.07.2018 09:03:00 | 111.297 | 0.03 | 25.07.2018 09:07:00 | 111.269 | \$ 84.0 |
| 3040 | Buy | 25.07.2018 16:02:00 | 111.152 | 0.01 | 25.07.2018 16:02:00 | 111.179 | \$ 27.0 |
| 2141 | Buy | 25.07.2018 21:13:00 | 111.009 | 0.01 | 25.07.2018 21:14:00 | 111.03 | \$ 21.0 |
| 2482 | Buy | 25.07.2018 21:13:00 | 111.009 | 0.01 | 25.07.2018 21:14:00 | 111.03 | \$ 21.0 |
| 2142 | Buy | 25.07.2018 23:50:00 | 111.013 | 0.01 | 25.07.2018 23:55:00 | 111.038 | \$ 25.0 |
| 2483 | Buy | 25.07.2018 23:50:00 | 111.013 | 0.01 | 25.07.2018 23:55:00 | 111.038 | \$ 25.0 |
| 2144 | Buy | 26.07.2018 04:31:00 | 110.799 | 0.01 | 26.07.2018 04:36:00 | 110.891 | \$ 92.0 |
| 2143 | Buy | 26.07.2018 02:05:00 | 110.942 | 0.01 | 26.07.2018 04:36:00 | 110.891 | \$ -51.0 |
| 2485 | Buy | 26.07.2018 04:31:00 | 110.799 | 0.01 | 26.07.2018 04:36:00 | 110.891 | \$ 92.0 |
| 2484 | Buy | 26.07.2018 02:05:00 | 110.942 | 0.01 | 26.07.2018 04:36:00 | 110.891 | \$ -51.0 |
| 3046 | Buy | 26.07.2018 04:31:00 | 110.799 | 0.01 | 26.07.2018 05:01:00 | 111.024 | \$ 225.0 |
| 3045 | Buy | 26.07.2018 02:25:00 | 110.874 | 0.01 | 26.07.2018 05:01:00 | 111.024 | \$ 150.0 |
| 3044 | Buy | 25.07.2018 23:50:00 | 111.013 | 0.01 | 26.07.2018 05:01:00 | 111.024 | \$ 22.91 |
| 3043 | Buy | 25.07.2018 22:09:00 | 111.006 | 0.01 | 26.07.2018 05:01:00 | 111.024 | \$ 29.91 |
| 3042 | Buy | 25.07.2018 19:44:00 | 111.106 | 0.01 | 26.07.2018 05:01:00 | 111.024 | \$ -70.09 |
| 3041 | Buy | 25.07.2018 18:04:00 | 111.194 | 0.01 | 26.07.2018 05:01:00 | 111.024 | \$ -158.09 |
| 2145 | Buy | 26.07.2018 06:58:00 | 110.903 | 0.01 | 26.07.2018 07:00:00 | 110.925 | \$ 22.0 |
| 2486 | Buy | 26.07.2018 06:58:00 | 110.903 | 0.02 | 26.07.2018 07:00:00 | 110.925 | \$ 44.0 |
| 2146 | Buy | 26.07.2018 08:58:00 | 110.863 | 0.01 | 26.07.2018 09:00:00 | 110.884 | \$ 21.0 |
| 2487 | Buy | 26.07.2018 08:58:00 | 110.863 | 0.02 | 26.07.2018 09:00:00 | 110.884 | \$ 42.0 |
| 2488 | Buy | 26.07.2018 09:02:00 | 110.846 | 0.01 | 26.07.2018 09:37:00 | 110.867 | \$ 21.0 |
| 2490 | Buy | 26.07.2018 14:06:00 | 110.726 | 0.01 | 26.07.2018 14:46:00 | 110.764 | \$ 38.0 |
| 2489 | Buy | 26.07.2018 14:06:00 | 110.752 | 0.02 | 26.07.2018 14:46:00 | 110.764 | \$ 24.0 |
| 2147 | Buy | 26.07.2018 14:06:00 | 110.752 | 0.01 | 26.07.2018 18:20:00 | 110.773 | \$ 21.0 |
| 3050 | Buy | 26.07.2018 14:06:00 | 110.726 | 0.01 | 26.07.2018 18:34:00 | 110.828 | \$ 102.0 |
| 3049 | Buy | 26.07.2018 14:06:00 | 110.752 | 0.03 | 26.07.2018 18:34:00 | 110.828 | \$ 228.0 |
| 3048 | Buy | 26.07.2018 09:02:00 | 110.846 | 0.01 | 26.07.2018 18:34:00 | 110.828 | \$ -18.0 |
| 3047 | Buy | 26.07.2018 08:58:00 | 110.863 | 0.03 | 26.07.2018 18:34:00 | 110.828 | \$ -105.0 |
| 3051 | Sell | 26.07.2018 21:47:00 | 110.918 | 0.03 | 26.07.2018 21:50:00 | 110.893 | \$ 75.0 |
| 2148 | Sell | 26.07.2018 22:30:00 | 111.086 | 0.01 | 26.07.2018 22:35:00 | 111.063 | \$ 23.0 |
| 2491 | Sell | 26.07.2018 22:30:00 | 111.086 | 0.01 | 26.07.2018 22:35:00 | 111.063 | \$ 23.0 |
| 3052 | Sell | 26.07.2018 23:27:00 | 111.152 | 0.03 | 26.07.2018 23:38:00 | 111.127 | \$ 75.0 |
| 2149 | Sell | 27.07.2018 00:24:00 | 111.142 | 0.01 | 27.07.2018 00:26:00 | 111.119 | \$ 23.0 |
| 2492 | Sell | 27.07.2018 00:24:00 | 111.142 | 0.01 | 27.07.2018 00:26:00 | 111.119 | \$ 23.0 |
| 2150 | Sell | 27.07.2018 02:41:00 | 111.198 | 0.01 | 27.07.2018 02:47:00 | 111.177 | \$ 21.0 |
| 2493 | Sell | 27.07.2018 02:41:00 | 111.198 | 0.01 | 27.07.2018 02:47:00 | 111.177 | \$ 21.0 |
| 3053 | Sell | 27.07.2018 02:41:00 | 111.198 | 0.03 | 27.07.2018 02:48:00 | 111.171 | \$ 81.0 |
| 3055 | Buy | 27.07.2018 12:41:00 | 110.937 | 0.01 | 27.07.2018 12:58:00 | 110.988 | \$ 51.0 |
| 3054 | Buy | 27.07.2018 11:00:00 | 110.986 | 0.01 | 27.07.2018 12:58:00 | 110.988 | \$ 2.0 |
| 3057 | Buy | 27.07.2018 16:04:00 | 110.977 | 0.01 | 27.07.2018 16:48:00 | 111.04 | \$ 63.0 |

| | | | | | | | |
|------|------|---------------------|---------|------|---------------------|---------|-------------|
| 3056 | Buy | 27.07.2018 15:43:00 | 111.025 | 0.03 | 27.07.2018 16:48:00 | 111.04 | \$ 45.0 |
| 3058 | Buy | 27.07.2018 22:00:00 | 111.0 | 0.01 | 27.07.2018 22:01:00 | 111.025 | \$ 25.0 |
| 2151 | Buy | 28.07.2018 01:50:00 | 110.891 | 0.01 | 28.07.2018 02:25:00 | 110.912 | \$ 21.0 |
| 2494 | Buy | 28.07.2018 01:50:00 | 110.891 | 0.01 | 28.07.2018 02:25:00 | 110.912 | \$ 21.0 |
| 3059 | Buy | 28.07.2018 00:52:00 | 110.959 | 0.01 | 28.07.2018 03:31:00 | 110.985 | \$ 26.0 |
| 3060 | Buy | 30.07.2018 09:21:00 | 110.918 | 0.01 | 30.07.2018 09:50:00 | 110.947 | \$ 29.0 |
| 3061 | Sell | 30.07.2018 11:27:00 | 111.146 | 0.03 | 30.07.2018 11:33:00 | 111.119 | \$ 81.0 |
| 3062 | Buy | 30.07.2018 23:00:00 | 110.983 | 0.01 | 30.07.2018 23:06:00 | 111.01 | \$ 27.0 |
| 3063 | Buy | 31.07.2018 02:00:00 | 110.955 | 0.01 | 31.07.2018 02:20:00 | 110.981 | \$ 26.0 |
| 3064 | Buy | 31.07.2018 09:04:00 | 110.971 | 0.01 | 31.07.2018 10:06:00 | 110.998 | \$ 27.0 |
| 3065 | Buy | 31.07.2018 11:52:00 | 110.981 | 0.01 | 31.07.2018 11:59:00 | 111.006 | \$ 25.0 |
| 3066 | Sell | 31.07.2018 12:01:00 | 111.15 | 0.03 | 31.07.2018 12:06:00 | 111.123 | \$ 81.0 |
| 3067 | Buy | 31.07.2018 13:55:00 | 111.045 | 0.01 | 31.07.2018 14:03:00 | 111.071 | \$ 26.0 |
| 2152 | Sell | 31.07.2018 15:00:00 | 111.254 | 0.01 | 31.07.2018 15:16:00 | 111.231 | \$ 23.0 |
| 2495 | Sell | 31.07.2018 15:00:00 | 111.254 | 0.01 | 31.07.2018 15:16:00 | 111.231 | \$ 23.0 |
| 3068 | Sell | 31.07.2018 15:00:00 | 111.254 | 0.03 | 31.07.2018 15:16:00 | 111.227 | \$ 81.0 |
| 1380 | Sell | 31.07.2018 15:32:00 | 111.451 | 0.02 | 31.07.2018 15:32:00 | 111.43 | \$ 42.0 |
| 1392 | Sell | 31.07.2018 23:05:00 | 111.919 | 0.02 | 01.08.2018 03:29:00 | 111.807 | \$ 204.34 |
| 1391 | Sell | 31.07.2018 23:00:00 | 111.907 | 0.02 | 01.08.2018 03:29:00 | 111.807 | \$ 180.34 |
| 1390 | Sell | 31.07.2018 22:55:00 | 111.869 | 0.02 | 01.08.2018 03:29:00 | 111.807 | \$ 104.34 |
| 1389 | Sell | 31.07.2018 22:50:00 | 111.863 | 0.02 | 01.08.2018 03:29:00 | 111.807 | \$ 92.34 |
| 1388 | Sell | 31.07.2018 22:45:00 | 111.827 | 0.02 | 01.08.2018 03:29:00 | 111.807 | \$ 20.34 |
| 1387 | Sell | 31.07.2018 22:40:00 | 111.807 | 0.02 | 01.08.2018 03:29:00 | 111.807 | \$ -19.66 |
| 1386 | Sell | 31.07.2018 22:35:00 | 111.807 | 0.02 | 01.08.2018 03:29:00 | 111.807 | \$ -19.66 |
| 1385 | Sell | 31.07.2018 22:30:00 | 111.814 | 0.02 | 01.08.2018 03:29:00 | 111.807 | \$ -5.66 |
| 1384 | Sell | 31.07.2018 22:25:00 | 111.876 | 0.02 | 01.08.2018 03:29:00 | 111.807 | \$ 118.34 |
| 1383 | Sell | 31.07.2018 22:20:00 | 111.777 | 0.02 | 01.08.2018 03:29:00 | 111.807 | \$ -79.66 |
| 1382 | Sell | 31.07.2018 22:15:00 | 111.782 | 0.02 | 01.08.2018 03:29:00 | 111.807 | \$ -69.66 |
| 1381 | Sell | 31.07.2018 22:10:00 | 111.721 | 0.02 | 01.08.2018 03:29:00 | 111.807 | \$ -191.66 |
| 3080 | Sell | 02.08.2018 00:00:00 | 111.985 | 0.03 | 02.08.2018 00:38:00 | 111.775 | \$ 630.0 |
| 3079 | Sell | 01.08.2018 23:58:00 | 111.981 | 0.05 | 02.08.2018 00:38:00 | 111.775 | \$ 882.55 |
| 3078 | Sell | 01.08.2018 15:03:00 | 112.039 | 0.03 | 02.08.2018 00:38:00 | 111.775 | \$ 703.53 |
| 3077 | Sell | 01.08.2018 12:48:00 | 111.951 | 0.03 | 02.08.2018 00:38:00 | 111.775 | \$ 439.53 |
| 3076 | Sell | 01.08.2018 11:36:00 | 111.864 | 0.05 | 02.08.2018 00:38:00 | 111.775 | \$ 297.55 |
| 3075 | Sell | 01.08.2018 09:06:00 | 111.847 | 0.05 | 02.08.2018 00:38:00 | 111.775 | \$ 212.55 |
| 3074 | Sell | 01.08.2018 07:11:00 | 111.882 | 0.05 | 02.08.2018 00:38:00 | 111.775 | \$ 387.55 |
| 3073 | Sell | 31.07.2018 23:53:00 | 111.93 | 0.03 | 02.08.2018 00:38:00 | 111.775 | \$ 347.04 |
| 3072 | Sell | 31.07.2018 22:04:00 | 111.641 | 0.03 | 02.08.2018 00:38:00 | 111.775 | \$ -519.96 |
| 3071 | Sell | 31.07.2018 22:04:00 | 111.579 | 0.05 | 02.08.2018 00:38:00 | 111.775 | \$ -1176.6 |
| 3070 | Sell | 31.07.2018 18:50:00 | 111.545 | 0.03 | 02.08.2018 00:38:00 | 111.775 | \$ -807.96 |
| 3069 | Sell | 31.07.2018 16:40:00 | 111.279 | 0.03 | 02.08.2018 00:38:00 | 111.775 | \$ -1605.96 |
| 2505 | Sell | 01.08.2018 15:03:00 | 112.039 | 0.01 | 02.08.2018 00:39:00 | 111.744 | \$ 265.51 |
| 2504 | Sell | 01.08.2018 12:48:00 | 111.951 | 0.01 | 02.08.2018 00:39:00 | 111.744 | \$ 177.51 |
| 2503 | Sell | 01.08.2018 11:37:00 | 111.876 | 0.02 | 02.08.2018 00:39:00 | 111.744 | \$ 205.02 |
| 2502 | Sell | 01.08.2018 09:06:00 | 111.847 | 0.02 | 02.08.2018 00:39:00 | 111.744 | \$ 147.02 |
| 2501 | Sell | 01.08.2018 05:46:00 | 111.867 | 0.02 | 02.08.2018 00:39:00 | 111.744 | \$ 187.02 |
| 2500 | Sell | 31.07.2018 23:53:00 | 111.93 | 0.01 | 02.08.2018 00:39:00 | 111.744 | \$ 146.68 |
| 2499 | Sell | 31.07.2018 22:04:00 | 111.641 | 0.01 | 02.08.2018 00:39:00 | 111.744 | \$ -142.32 |
| 2498 | Sell | 31.07.2018 22:04:00 | 111.579 | 0.02 | 02.08.2018 00:39:00 | 111.744 | \$ -408.64 |
| 2497 | Sell | 31.07.2018 18:50:00 | 111.545 | 0.01 | 02.08.2018 00:39:00 | 111.744 | \$ -238.32 |
| 2496 | Sell | 31.07.2018 16:40:00 | 111.279 | 0.01 | 02.08.2018 00:39:00 | 111.744 | \$ -504.32 |
| 2160 | Sell | 01.08.2018 15:03:00 | 112.039 | 0.01 | 02.08.2018 00:45:00 | 111.723 | \$ 286.51 |
| 2159 | Sell | 01.08.2018 11:37:00 | 111.876 | 0.01 | 02.08.2018 00:45:00 | 111.723 | \$ 123.51 |
| 2158 | Sell | 01.08.2018 09:06:00 | 111.847 | 0.01 | 02.08.2018 00:45:00 | 111.723 | \$ 94.51 |
| 2157 | Sell | 01.08.2018 05:46:00 | 111.867 | 0.01 | 02.08.2018 00:45:00 | 111.723 | \$ 114.51 |
| 2156 | Sell | 31.07.2018 23:53:00 | 111.93 | 0.01 | 02.08.2018 00:45:00 | 111.723 | \$ 167.68 |
| 2155 | Sell | 31.07.2018 22:04:00 | 111.579 | 0.01 | 02.08.2018 00:45:00 | 111.723 | \$ -183.32 |
| 2154 | Sell | 31.07.2018 18:50:00 | 111.545 | 0.01 | 02.08.2018 00:45:00 | 111.723 | \$ -217.32 |
| 2153 | Sell | 31.07.2018 16:40:00 | 111.279 | 0.01 | 02.08.2018 00:45:00 | 111.723 | \$ -483.32 |
| 2161 | Buy | 02.08.2018 01:43:00 | 111.655 | 0.01 | 02.08.2018 01:44:00 | 111.677 | \$ 22.0 |

| | | | | | | | |
|------|------|---------------------|---------|------|---------------------|---------|-----------|
| 2506 | Buy | 02.08.2018 01:43:00 | 111.655 | 0.01 | 02.08.2018 01:44:00 | 111.677 | \$ 22.0 |
| 2162 | Buy | 02.08.2018 03:23:00 | 111.461 | 0.01 | 02.08.2018 03:24:00 | 111.482 | \$ 21.0 |
| 2507 | Buy | 02.08.2018 03:23:00 | 111.461 | 0.01 | 02.08.2018 03:24:00 | 111.482 | \$ 21.0 |
| 3082 | Buy | 02.08.2018 02:45:00 | 111.683 | 0.01 | 02.08.2018 05:36:00 | 111.744 | \$ 61.0 |
| 3081 | Buy | 02.08.2018 00:39:00 | 111.754 | 0.01 | 02.08.2018 05:36:00 | 111.744 | \$ -10.0 |
| 2163 | Buy | 02.08.2018 08:04:00 | 111.646 | 0.01 | 02.08.2018 09:15:00 | 111.667 | \$ 21.0 |
| 2508 | Buy | 02.08.2018 08:04:00 | 111.646 | 0.02 | 02.08.2018 09:15:00 | 111.667 | \$ 42.0 |
| 2510 | Buy | 02.08.2018 10:36:00 | 111.594 | 0.01 | 02.08.2018 11:16:00 | 111.628 | \$ 34.0 |
| 2509 | Buy | 02.08.2018 10:32:00 | 111.615 | 0.02 | 02.08.2018 11:16:00 | 111.628 | \$ 26.0 |
| 3083 | Buy | 02.08.2018 10:36:00 | 111.587 | 0.01 | 02.08.2018 11:16:00 | 111.615 | \$ 28.0 |
| 2164 | Buy | 02.08.2018 10:32:00 | 111.615 | 0.01 | 02.08.2018 11:40:00 | 111.635 | \$ 20.0 |
| 2165 | Buy | 02.08.2018 12:48:00 | 111.573 | 0.01 | 02.08.2018 13:10:00 | 111.596 | \$ 23.0 |
| 2511 | Buy | 02.08.2018 12:48:00 | 111.573 | 0.01 | 02.08.2018 13:10:00 | 111.596 | \$ 23.0 |
| 3084 | Buy | 02.08.2018 12:48:00 | 111.573 | 0.01 | 02.08.2018 13:12:00 | 111.6 | \$ 27.0 |
| 2166 | Buy | 02.08.2018 19:06:00 | 111.485 | 0.01 | 02.08.2018 19:39:00 | 111.506 | \$ 21.0 |
| 2512 | Buy | 02.08.2018 19:06:00 | 111.485 | 0.01 | 02.08.2018 19:39:00 | 111.506 | \$ 21.0 |
| 2167 | Buy | 02.08.2018 21:02:00 | 111.445 | 0.01 | 02.08.2018 23:01:00 | 111.466 | \$ 21.0 |
| 2513 | Buy | 02.08.2018 21:02:00 | 111.445 | 0.01 | 02.08.2018 23:01:00 | 111.466 | \$ 21.0 |
| 3087 | Buy | 02.08.2018 21:02:00 | 111.445 | 0.01 | 03.08.2018 01:41:00 | 111.575 | \$ 133.97 |
| 3086 | Buy | 02.08.2018 18:00:00 | 111.58 | 0.01 | 03.08.2018 01:41:00 | 111.575 | \$ -1.03 |
| 3085 | Buy | 02.08.2018 17:56:00 | 111.575 | 0.03 | 03.08.2018 01:41:00 | 111.575 | \$ 11.91 |
| 3088 | Sell | 03.08.2018 03:07:00 | 111.681 | 0.03 | 03.08.2018 04:21:00 | 111.655 | \$ 78.0 |
| 3089 | Sell | 03.08.2018 09:16:00 | 111.747 | 0.03 | 03.08.2018 10:07:00 | 111.722 | \$ 75.0 |
| 2168 | Sell | 03.08.2018 17:00:00 | 111.848 | 0.01 | 03.08.2018 17:00:00 | 111.825 | \$ 23.0 |
| 2514 | Sell | 03.08.2018 17:00:00 | 111.848 | 0.01 | 03.08.2018 17:00:00 | 111.825 | \$ 23.0 |
| 3090 | Sell | 03.08.2018 16:59:00 | 111.753 | 0.03 | 03.08.2018 17:09:00 | 111.726 | \$ 81.0 |
| 3091 | Buy | 03.08.2018 20:22:00 | 111.573 | 0.01 | 03.08.2018 20:25:00 | 111.599 | \$ 26.0 |
| 2169 | Buy | 03.08.2018 22:08:00 | 111.383 | 0.01 | 03.08.2018 22:12:00 | 111.403 | \$ 20.0 |
| 2515 | Buy | 03.08.2018 22:08:00 | 111.383 | 0.01 | 03.08.2018 22:12:00 | 111.403 | \$ 20.0 |
| 3092 | Buy | 03.08.2018 22:08:00 | 111.383 | 0.01 | 03.08.2018 22:13:00 | 111.408 | \$ 25.0 |
| 2170 | Buy | 03.08.2018 23:50:00 | 111.146 | 0.01 | 04.08.2018 00:00:00 | 111.167 | \$ 21.0 |
| 2516 | Buy | 03.08.2018 23:50:00 | 111.146 | 0.01 | 04.08.2018 00:00:00 | 111.167 | \$ 21.0 |
| 3093 | Buy | 03.08.2018 23:50:00 | 111.146 | 0.01 | 04.08.2018 00:01:00 | 111.172 | \$ 26.0 |
| 2171 | Buy | 06.08.2018 10:00:00 | 111.211 | 0.01 | 06.08.2018 10:33:00 | 111.233 | \$ 22.0 |
| 2517 | Buy | 06.08.2018 10:00:00 | 111.211 | 0.02 | 06.08.2018 10:33:00 | 111.233 | \$ 44.0 |
| 3094 | Buy | 06.08.2018 10:00:00 | 111.211 | 0.03 | 06.08.2018 10:50:00 | 111.237 | \$ 78.0 |
| 3095 | Buy | 06.08.2018 17:50:00 | 111.229 | 0.01 | 06.08.2018 18:11:00 | 111.255 | \$ 26.0 |
| 3096 | Sell | 06.08.2018 19:23:00 | 111.432 | 0.03 | 06.08.2018 23:27:00 | 111.406 | \$ 78.0 |
| 3097 | Buy | 07.08.2018 09:03:00 | 111.313 | 0.01 | 07.08.2018 09:47:00 | 111.341 | \$ 28.0 |
| 2173 | Buy | 07.08.2018 21:42:00 | 111.018 | 0.01 | 07.08.2018 22:30:00 | 111.116 | \$ 98.0 |
| 2172 | Buy | 07.08.2018 20:02:00 | 111.171 | 0.01 | 07.08.2018 22:30:00 | 111.116 | \$ -55.0 |
| 2519 | Buy | 07.08.2018 21:42:00 | 111.018 | 0.01 | 07.08.2018 22:30:00 | 111.116 | \$ 98.0 |
| 2518 | Buy | 07.08.2018 20:02:00 | 111.171 | 0.01 | 07.08.2018 22:30:00 | 111.116 | \$ -55.0 |
| 3099 | Buy | 07.08.2018 20:25:00 | 111.149 | 0.01 | 07.08.2018 23:27:00 | 111.222 | \$ 73.0 |
| 3098 | Buy | 07.08.2018 18:33:00 | 111.244 | 0.01 | 07.08.2018 23:27:00 | 111.222 | \$ -22.0 |
| 3100 | Sell | 08.08.2018 03:19:00 | 111.405 | 0.03 | 08.08.2018 06:00:00 | 111.379 | \$ 78.0 |
| 3102 | Sell | 08.08.2018 10:01:00 | 111.398 | 0.05 | 08.08.2018 11:38:00 | 111.376 | \$ 110.0 |
| 3101 | Sell | 08.08.2018 10:00:00 | 111.407 | 0.03 | 08.08.2018 11:38:00 | 111.376 | \$ 93.0 |
| 2175 | Buy | 08.08.2018 18:20:00 | 110.927 | 0.01 | 08.08.2018 19:50:00 | 111.036 | \$ 109.0 |
| 2174 | Buy | 08.08.2018 16:07:00 | 111.1 | 0.01 | 08.08.2018 19:50:00 | 111.036 | \$ -64.0 |
| 2521 | Buy | 08.08.2018 18:20:00 | 110.927 | 0.01 | 08.08.2018 19:50:00 | 111.036 | \$ 109.0 |
| 2520 | Buy | 08.08.2018 16:07:00 | 111.1 | 0.01 | 08.08.2018 19:50:00 | 111.036 | \$ -64.0 |
| 3104 | Buy | 08.08.2018 18:20:00 | 110.927 | 0.01 | 08.08.2018 20:54:00 | 111.11 | \$ 183.0 |
| 3103 | Buy | 08.08.2018 15:08:00 | 111.239 | 0.01 | 08.08.2018 20:54:00 | 111.11 | \$ -129.0 |
| 3105 | Buy | 09.08.2018 00:00:00 | 110.975 | 0.01 | 09.08.2018 04:14:00 | 111.001 | \$ 26.0 |
| 3106 | Buy | 09.08.2018 08:35:00 | 110.884 | 0.01 | 09.08.2018 08:49:00 | 110.909 | \$ 25.0 |
| 3107 | Buy | 09.08.2018 10:24:00 | 110.788 | 0.01 | 09.08.2018 10:35:00 | 110.813 | \$ 25.0 |
| 2179 | Buy | 09.08.2018 10:24:00 | 110.788 | 0.01 | 09.08.2018 14:00:00 | 110.949 | \$ 161.0 |
| 2178 | Buy | 09.08.2018 08:35:00 | 110.884 | 0.01 | 09.08.2018 14:00:00 | 110.949 | \$ 65.0 |
| 2177 | Buy | 09.08.2018 00:00:00 | 110.975 | 0.01 | 09.08.2018 14:00:00 | 110.949 | \$ -26.0 |

| | | | | | | | |
|------|------|---------------------|---------|------|---------------------|---------|------------|
| 2176 | Buy | 08.08.2018 22:20:00 | 111.056 | 0.01 | 09.08.2018 14:00:00 | 110.949 | \$ -95.09 |
| 2525 | Buy | 09.08.2018 10:24:00 | 110.788 | 0.01 | 09.08.2018 14:00:00 | 110.973 | \$ 185.0 |
| 2524 | Buy | 09.08.2018 08:35:00 | 110.884 | 0.01 | 09.08.2018 14:00:00 | 110.973 | \$ 89.0 |
| 2523 | Buy | 09.08.2018 00:00:00 | 110.975 | 0.01 | 09.08.2018 14:00:00 | 110.973 | \$ -2.0 |
| 2522 | Buy | 08.08.2018 22:20:00 | 111.056 | 0.02 | 09.08.2018 14:00:00 | 110.973 | \$ -142.18 |
| 3108 | Sell | 09.08.2018 16:33:00 | 111.064 | 0.03 | 09.08.2018 17:01:00 | 111.036 | \$ 84.0 |
| 3109 | Buy | 09.08.2018 23:27:00 | 110.873 | 0.01 | 09.08.2018 23:31:00 | 110.9 | \$ 27.0 |
| 3110 | Sell | 10.08.2018 04:07:00 | 111.065 | 0.03 | 10.08.2018 09:08:00 | 111.037 | \$ 84.0 |
| 3111 | Buy | 10.08.2018 10:00:00 | 110.879 | 0.01 | 10.08.2018 10:08:00 | 110.905 | \$ 26.0 |
| 2180 | Buy | 10.08.2018 13:21:00 | 110.822 | 0.01 | 10.08.2018 14:09:00 | 110.844 | \$ 22.0 |
| 2526 | Buy | 10.08.2018 13:21:00 | 110.822 | 0.01 | 10.08.2018 14:09:00 | 110.844 | \$ 22.0 |
| 3112 | Buy | 10.08.2018 13:21:00 | 110.833 | 0.01 | 10.08.2018 14:09:00 | 110.859 | \$ 26.0 |
| 2181 | Buy | 10.08.2018 16:15:00 | 110.713 | 0.01 | 10.08.2018 16:15:00 | 110.734 | \$ 21.0 |
| 2527 | Buy | 10.08.2018 16:15:00 | 110.713 | 0.01 | 10.08.2018 16:15:00 | 110.734 | \$ 21.0 |
| 3113 | Buy | 10.08.2018 17:00:00 | 110.687 | 0.01 | 10.08.2018 17:04:00 | 110.714 | \$ 27.0 |
| 3114 | Sell | 10.08.2018 21:36:00 | 111.06 | 0.03 | 10.08.2018 21:38:00 | 111.034 | \$ 78.0 |
| 3115 | Buy | 10.08.2018 23:00:00 | 110.793 | 0.01 | 10.08.2018 23:09:00 | 110.821 | \$ 28.0 |
| 2182 | Buy | 11.08.2018 00:00:00 | 110.715 | 0.01 | 11.08.2018 00:03:00 | 110.738 | \$ 23.0 |
| 2528 | Buy | 11.08.2018 00:00:00 | 110.715 | 0.01 | 11.08.2018 00:03:00 | 110.738 | \$ 23.0 |
| 2183 | Buy | 11.08.2018 02:45:00 | 110.647 | 0.01 | 11.08.2018 03:14:00 | 110.668 | \$ 21.0 |
| 2529 | Buy | 11.08.2018 02:45:00 | 110.647 | 0.01 | 11.08.2018 03:14:00 | 110.668 | \$ 21.0 |
| 3116 | Buy | 11.08.2018 02:45:00 | 110.647 | 0.01 | 11.08.2018 04:15:00 | 110.676 | \$ 29.0 |
| 3117 | Buy | 13.08.2018 07:01:00 | 110.575 | 0.03 | 13.08.2018 07:02:00 | 110.603 | \$ 84.0 |
| 2184 | Buy | 13.08.2018 07:03:00 | 110.571 | 0.01 | 13.08.2018 07:08:00 | 110.593 | \$ 22.0 |
| 2530 | Buy | 13.08.2018 07:03:00 | 110.571 | 0.02 | 13.08.2018 07:08:00 | 110.593 | \$ 44.0 |
| 3121 | Buy | 13.08.2018 14:00:00 | 110.184 | 0.03 | 13.08.2018 14:10:00 | 110.276 | \$ 276.0 |
| 3120 | Buy | 13.08.2018 13:55:00 | 110.164 | 0.01 | 13.08.2018 14:10:00 | 110.276 | \$ 112.0 |
| 3119 | Buy | 13.08.2018 11:46:00 | 110.194 | 0.01 | 13.08.2018 14:10:00 | 110.276 | \$ 82.0 |
| 3118 | Buy | 13.08.2018 09:44:00 | 110.588 | 0.01 | 13.08.2018 14:10:00 | 110.276 | \$ -312.0 |
| 2534 | Buy | 13.08.2018 14:00:00 | 110.184 | 0.02 | 13.08.2018 14:11:00 | 110.286 | \$ 204.0 |
| 2533 | Buy | 13.08.2018 13:55:00 | 110.164 | 0.01 | 13.08.2018 14:11:00 | 110.286 | \$ 122.0 |
| 2532 | Buy | 13.08.2018 11:46:00 | 110.194 | 0.01 | 13.08.2018 14:11:00 | 110.286 | \$ 92.0 |
| 2531 | Buy | 13.08.2018 09:44:00 | 110.588 | 0.01 | 13.08.2018 14:11:00 | 110.286 | \$ -302.0 |
| 2187 | Buy | 13.08.2018 13:55:00 | 110.164 | 0.01 | 13.08.2018 14:13:00 | 110.336 | \$ 172.0 |
| 2186 | Buy | 13.08.2018 11:46:00 | 110.194 | 0.01 | 13.08.2018 14:13:00 | 110.336 | \$ 142.0 |
| 2185 | Buy | 13.08.2018 09:44:00 | 110.588 | 0.01 | 13.08.2018 14:13:00 | 110.336 | \$ -252.0 |
| 2188 | Buy | 13.08.2018 16:31:00 | 110.237 | 0.01 | 13.08.2018 17:23:00 | 110.259 | \$ 22.0 |
| 2535 | Buy | 13.08.2018 16:31:00 | 110.237 | 0.02 | 13.08.2018 17:23:00 | 110.259 | \$ 44.0 |
| 3122 | Buy | 13.08.2018 16:31:00 | 110.237 | 0.03 | 13.08.2018 17:23:00 | 110.262 | \$ 75.0 |
| 3123 | Sell | 13.08.2018 20:55:00 | 110.69 | 0.03 | 13.08.2018 20:55:00 | 110.663 | \$ 81.0 |
| 2189 | Sell | 13.08.2018 22:12:00 | 110.828 | 0.01 | 13.08.2018 22:17:00 | 110.806 | \$ 22.0 |
| 2536 | Sell | 13.08.2018 22:12:00 | 110.828 | 0.01 | 13.08.2018 22:17:00 | 110.806 | \$ 22.0 |
| 3124 | Sell | 13.08.2018 22:50:00 | 110.826 | 0.03 | 13.08.2018 23:57:00 | 110.8 | \$ 78.0 |
| 2190 | Sell | 14.08.2018 02:53:00 | 110.733 | 0.01 | 14.08.2018 03:43:00 | 110.713 | \$ 20.0 |
| 2537 | Sell | 14.08.2018 02:53:00 | 110.733 | 0.02 | 14.08.2018 03:43:00 | 110.713 | \$ 40.0 |
| 2191 | Sell | 14.08.2018 10:02:00 | 110.846 | 0.01 | 14.08.2018 10:08:00 | 110.823 | \$ 23.0 |
| 2538 | Sell | 14.08.2018 10:02:00 | 110.846 | 0.01 | 14.08.2018 10:08:00 | 110.823 | \$ 23.0 |
| 3126 | Sell | 14.08.2018 09:42:00 | 110.825 | 0.03 | 14.08.2018 10:30:00 | 110.741 | \$ 252.0 |
| 3125 | Sell | 14.08.2018 09:21:00 | 110.734 | 0.05 | 14.08.2018 10:30:00 | 110.741 | \$ -35.0 |
| 2192 | Sell | 14.08.2018 12:35:00 | 110.843 | 0.01 | 14.08.2018 14:05:00 | 110.821 | \$ 22.0 |
| 2539 | Sell | 14.08.2018 12:35:00 | 110.843 | 0.01 | 14.08.2018 14:05:00 | 110.821 | \$ 22.0 |
| 3127 | Sell | 14.08.2018 12:35:00 | 110.843 | 0.03 | 14.08.2018 14:05:00 | 110.817 | \$ 78.0 |
| 1393 | Sell | 14.08.2018 16:05:00 | 111.121 | 0.02 | 14.08.2018 16:11:00 | 111.1 | \$ 42.0 |
| 2193 | Sell | 14.08.2018 14:51:00 | 110.885 | 0.01 | 14.08.2018 20:37:00 | 110.864 | \$ 21.0 |
| 2540 | Sell | 14.08.2018 14:51:00 | 110.885 | 0.01 | 14.08.2018 20:37:00 | 110.864 | \$ 21.0 |
| 3128 | Sell | 14.08.2018 14:51:00 | 110.885 | 0.03 | 14.08.2018 20:39:00 | 110.859 | \$ 78.0 |
| 1394 | Sell | 15.08.2018 02:05:00 | 111.276 | 0.02 | 15.08.2018 02:06:00 | 111.254 | \$ 44.0 |
| 1395 | Sell | 15.08.2018 02:10:00 | 111.279 | 0.02 | 15.08.2018 02:13:00 | 111.256 | \$ 46.0 |
| 1396 | Sell | 15.08.2018 02:17:00 | 111.277 | 0.02 | 15.08.2018 02:18:00 | 111.256 | \$ 42.0 |
| 2195 | Sell | 15.08.2018 09:02:00 | 111.3 | 0.01 | 15.08.2018 13:05:00 | 111.19 | \$ 110.0 |

| | | | | | | | |
|------|------|---------------------|---------|------|---------------------|---------|------------|
| 2194 | Sell | 15.08.2018 02:03:00 | 111.12 | 0.01 | 15.08.2018 13:05:00 | 111.19 | \$ -70.0 |
| 2542 | Sell | 15.08.2018 09:02:00 | 111.3 | 0.01 | 15.08.2018 13:05:00 | 111.19 | \$ 110.0 |
| 2541 | Sell | 15.08.2018 02:03:00 | 111.12 | 0.01 | 15.08.2018 13:05:00 | 111.19 | \$ -70.0 |
| 3131 | Sell | 15.08.2018 16:21:00 | 111.372 | 0.05 | 15.08.2018 18:46:00 | 111.219 | \$ 765.0 |
| 3130 | Sell | 15.08.2018 09:02:00 | 111.3 | 0.03 | 15.08.2018 18:46:00 | 111.219 | \$ 243.0 |
| 3129 | Sell | 15.08.2018 01:13:00 | 110.982 | 0.03 | 15.08.2018 18:46:00 | 111.219 | \$ -711.0 |
| 3132 | Buy | 15.08.2018 20:06:00 | 111.119 | 0.01 | 15.08.2018 20:11:00 | 111.146 | \$ 27.0 |
| 1397 | Buy | 16.08.2018 00:00:00 | 110.46 | 0.02 | 16.08.2018 00:03:00 | 110.481 | \$ 42.0 |
| 3135 | Buy | 16.08.2018 03:28:00 | 110.565 | 0.03 | 16.08.2018 04:08:00 | 110.671 | \$ 318.0 |
| 3134 | Buy | 15.08.2018 23:26:00 | 110.601 | 0.01 | 16.08.2018 04:08:00 | 110.671 | \$ 81.91 |
| 3133 | Buy | 15.08.2018 21:46:00 | 110.927 | 0.01 | 16.08.2018 04:08:00 | 110.671 | \$ -244.09 |
| 2545 | Buy | 16.08.2018 03:18:00 | 110.637 | 0.02 | 16.08.2018 05:37:00 | 110.729 | \$ 184.0 |
| 2544 | Buy | 15.08.2018 23:20:00 | 110.584 | 0.01 | 16.08.2018 05:37:00 | 110.729 | \$ 156.91 |
| 2543 | Buy | 15.08.2018 21:40:00 | 110.974 | 0.01 | 16.08.2018 05:37:00 | 110.729 | \$ -233.09 |
| 2198 | Buy | 16.08.2018 03:18:00 | 110.637 | 0.01 | 16.08.2018 05:44:00 | 110.755 | \$ 118.0 |
| 2197 | Buy | 15.08.2018 23:20:00 | 110.584 | 0.01 | 16.08.2018 05:44:00 | 110.755 | \$ 182.91 |
| 2196 | Buy | 15.08.2018 21:40:00 | 110.974 | 0.01 | 16.08.2018 05:44:00 | 110.755 | \$ -207.09 |
| 2547 | Buy | 16.08.2018 09:05:00 | 110.537 | 0.01 | 16.08.2018 09:20:00 | 110.597 | \$ 60.0 |
| 2546 | Buy | 16.08.2018 08:35:00 | 110.595 | 0.02 | 16.08.2018 09:20:00 | 110.597 | \$ 4.0 |
| 3137 | Buy | 16.08.2018 09:05:00 | 110.537 | 0.01 | 16.08.2018 09:40:00 | 110.607 | \$ 70.0 |
| 3136 | Buy | 16.08.2018 08:35:00 | 110.595 | 0.03 | 16.08.2018 09:40:00 | 110.607 | \$ 36.0 |
| 2199 | Buy | 16.08.2018 08:35:00 | 110.595 | 0.01 | 16.08.2018 09:42:00 | 110.616 | \$ 21.0 |
| 3138 | Sell | 16.08.2018 14:43:00 | 110.856 | 0.03 | 16.08.2018 15:16:00 | 110.83 | \$ 78.0 |
| 3139 | Sell | 16.08.2018 19:16:00 | 110.867 | 0.03 | 16.08.2018 21:00:00 | 110.842 | \$ 75.0 |
| 3140 | Buy | 16.08.2018 21:49:00 | 110.633 | 0.01 | 16.08.2018 21:55:00 | 110.658 | \$ 25.0 |
| 2200 | Sell | 17.08.2018 01:19:00 | 111.113 | 0.01 | 17.08.2018 01:22:00 | 111.092 | \$ 21.0 |
| 2548 | Sell | 17.08.2018 01:19:00 | 111.113 | 0.01 | 17.08.2018 01:22:00 | 111.092 | \$ 21.0 |
| 3141 | Sell | 17.08.2018 01:00:00 | 110.897 | 0.03 | 17.08.2018 03:31:00 | 110.871 | \$ 78.0 |
| 2201 | Sell | 17.08.2018 09:07:00 | 111.036 | 0.01 | 17.08.2018 09:11:00 | 111.015 | \$ 21.0 |
| 2549 | Sell | 17.08.2018 09:07:00 | 111.036 | 0.01 | 17.08.2018 09:11:00 | 111.015 | \$ 21.0 |
| 3142 | Sell | 17.08.2018 09:07:00 | 111.036 | 0.03 | 17.08.2018 09:11:00 | 111.011 | \$ 75.0 |
| 2204 | Buy | 17.08.2018 22:06:00 | 110.367 | 0.01 | 17.08.2018 22:39:00 | 110.522 | \$ 155.0 |
| 2203 | Buy | 17.08.2018 20:18:00 | 110.471 | 0.01 | 17.08.2018 22:39:00 | 110.522 | \$ 51.0 |
| 2202 | Buy | 17.08.2018 18:23:00 | 110.665 | 0.01 | 17.08.2018 22:39:00 | 110.522 | \$ -143.0 |
| 2552 | Buy | 17.08.2018 22:06:00 | 110.367 | 0.01 | 17.08.2018 22:39:00 | 110.522 | \$ 155.0 |
| 2551 | Buy | 17.08.2018 20:18:00 | 110.471 | 0.01 | 17.08.2018 22:39:00 | 110.522 | \$ 51.0 |
| 2550 | Buy | 17.08.2018 18:23:00 | 110.665 | 0.01 | 17.08.2018 22:39:00 | 110.522 | \$ -143.0 |
| 2554 | Buy | 18.08.2018 02:31:00 | 110.357 | 0.01 | 18.08.2018 03:03:00 | 110.427 | \$ 70.0 |
| 2553 | Buy | 18.08.2018 01:21:00 | 110.432 | 0.02 | 18.08.2018 03:03:00 | 110.427 | \$ -10.0 |
| 2205 | Buy | 18.08.2018 01:21:00 | 110.432 | 0.01 | 18.08.2018 03:04:00 | 110.456 | \$ 24.0 |
| 3147 | Buy | 18.08.2018 02:31:00 | 110.357 | 0.01 | 18.08.2018 03:05:00 | 110.558 | \$ 201.0 |
| 3146 | Buy | 17.08.2018 22:06:00 | 110.367 | 0.01 | 18.08.2018 03:05:00 | 110.558 | \$ 191.0 |
| 3145 | Buy | 17.08.2018 20:18:00 | 110.471 | 0.01 | 18.08.2018 03:05:00 | 110.558 | \$ 87.0 |
| 3144 | Buy | 17.08.2018 18:23:00 | 110.665 | 0.01 | 18.08.2018 03:05:00 | 110.558 | \$ -107.0 |
| 3143 | Buy | 17.08.2018 15:34:00 | 110.803 | 0.01 | 18.08.2018 03:05:00 | 110.558 | \$ -245.0 |
| 3148 | Buy | 20.08.2018 09:06:00 | 110.471 | 0.01 | 20.08.2018 09:48:00 | 110.499 | \$ 28.0 |
| 3149 | Sell | 20.08.2018 16:05:00 | 110.631 | 0.03 | 20.08.2018 16:54:00 | 110.606 | \$ 75.0 |
| 3150 | Buy | 20.08.2018 21:54:00 | 110.454 | 0.01 | 20.08.2018 22:16:00 | 110.481 | \$ 27.0 |
| 3151 | Buy | 21.08.2018 00:55:00 | 110.409 | 0.01 | 21.08.2018 00:55:00 | 110.436 | \$ 27.0 |
| 3155 | Buy | 21.08.2018 09:01:00 | 109.939 | 0.01 | 21.08.2018 12:54:00 | 110.13 | \$ 191.0 |
| 3154 | Buy | 21.08.2018 07:05:00 | 110.026 | 0.01 | 21.08.2018 12:54:00 | 110.13 | \$ 104.0 |
| 3153 | Buy | 21.08.2018 04:55:00 | 110.18 | 0.01 | 21.08.2018 12:54:00 | 110.13 | \$ -50.0 |
| 3152 | Buy | 21.08.2018 02:43:00 | 110.271 | 0.01 | 21.08.2018 12:54:00 | 110.13 | \$ -141.0 |
| 2560 | Buy | 21.08.2018 13:41:00 | 110.035 | 0.02 | 21.08.2018 16:50:00 | 110.149 | \$ 228.0 |
| 2559 | Buy | 21.08.2018 09:01:00 | 109.939 | 0.01 | 21.08.2018 16:50:00 | 110.149 | \$ 210.0 |
| 2558 | Buy | 21.08.2018 07:05:00 | 110.026 | 0.01 | 21.08.2018 16:50:00 | 110.149 | \$ 123.0 |
| 2557 | Buy | 21.08.2018 04:55:00 | 110.18 | 0.01 | 21.08.2018 16:50:00 | 110.149 | \$ -31.0 |
| 2556 | Buy | 21.08.2018 02:43:00 | 110.271 | 0.01 | 21.08.2018 16:50:00 | 110.149 | \$ -122.0 |
| 2555 | Buy | 21.08.2018 01:00:00 | 110.403 | 0.01 | 21.08.2018 16:50:00 | 110.149 | \$ -254.0 |
| 2211 | Buy | 21.08.2018 13:41:00 | 110.035 | 0.01 | 21.08.2018 16:57:00 | 110.163 | \$ 128.0 |

| | | | | | | | |
|------|------|---------------------|---------|------|---------------------|---------|------------|
| 2210 | Buy | 21.08.2018 09:01:00 | 109.939 | 0.01 | 21.08.2018 16:57:00 | 110.163 | \$ 224.0 |
| 2209 | Buy | 21.08.2018 07:05:00 | 110.026 | 0.01 | 21.08.2018 16:57:00 | 110.163 | \$ 137.0 |
| 2208 | Buy | 21.08.2018 04:55:00 | 110.18 | 0.01 | 21.08.2018 16:57:00 | 110.163 | \$ -17.0 |
| 2207 | Buy | 21.08.2018 02:43:00 | 110.271 | 0.01 | 21.08.2018 16:57:00 | 110.163 | \$ -108.0 |
| 2206 | Buy | 21.08.2018 01:00:00 | 110.403 | 0.01 | 21.08.2018 16:57:00 | 110.163 | \$ -240.0 |
| 2214 | Sell | 22.08.2018 00:55:00 | 110.486 | 0.01 | 22.08.2018 01:56:00 | 110.387 | \$ 99.0 |
| 2213 | Sell | 21.08.2018 22:49:00 | 110.421 | 0.01 | 22.08.2018 01:56:00 | 110.387 | \$ 24.17 |
| 2212 | Sell | 21.08.2018 21:00:00 | 110.318 | 0.01 | 22.08.2018 01:56:00 | 110.387 | \$ -78.83 |
| 2563 | Sell | 22.08.2018 00:55:00 | 110.486 | 0.01 | 22.08.2018 01:56:00 | 110.387 | \$ 99.0 |
| 2562 | Sell | 21.08.2018 22:49:00 | 110.421 | 0.01 | 22.08.2018 01:56:00 | 110.387 | \$ 24.17 |
| 2561 | Sell | 21.08.2018 21:00:00 | 110.318 | 0.01 | 22.08.2018 01:56:00 | 110.387 | \$ -78.83 |
| 3159 | Sell | 22.08.2018 00:55:00 | 110.486 | 0.03 | 22.08.2018 02:58:00 | 110.336 | \$ 450.0 |
| 3158 | Sell | 21.08.2018 22:49:00 | 110.421 | 0.03 | 22.08.2018 02:58:00 | 110.336 | \$ 225.51 |
| 3157 | Sell | 21.08.2018 20:59:00 | 110.317 | 0.03 | 22.08.2018 02:58:00 | 110.336 | \$ -86.49 |
| 3156 | Sell | 21.08.2018 18:17:00 | 110.228 | 0.03 | 22.08.2018 02:58:00 | 110.336 | \$ -353.49 |
| 2215 | Buy | 22.08.2018 08:00:00 | 110.098 | 0.01 | 22.08.2018 08:02:00 | 110.121 | \$ 23.0 |
| 2564 | Buy | 22.08.2018 08:00:00 | 110.098 | 0.01 | 22.08.2018 08:02:00 | 110.121 | \$ 23.0 |
| 3161 | Buy | 22.08.2018 09:17:00 | 110.066 | 0.01 | 22.08.2018 09:38:00 | 110.138 | \$ 72.0 |
| 3160 | Buy | 22.08.2018 07:31:00 | 110.159 | 0.01 | 22.08.2018 09:38:00 | 110.138 | \$ -21.0 |
| 2216 | Sell | 22.08.2018 14:07:00 | 110.49 | 0.01 | 22.08.2018 14:13:00 | 110.469 | \$ 21.0 |
| 2565 | Sell | 22.08.2018 14:07:00 | 110.49 | 0.01 | 22.08.2018 14:13:00 | 110.469 | \$ 21.0 |
| 3163 | Sell | 22.08.2018 14:07:00 | 110.49 | 0.03 | 22.08.2018 15:00:00 | 110.42 | \$ 210.0 |
| 3162 | Sell | 22.08.2018 12:03:00 | 110.404 | 0.03 | 22.08.2018 15:00:00 | 110.42 | \$ -48.0 |
| 3164 | Buy | 22.08.2018 21:18:00 | 110.259 | 0.01 | 22.08.2018 21:38:00 | 110.284 | \$ 25.0 |
| 3165 | Sell | 22.08.2018 22:34:00 | 110.396 | 0.03 | 22.08.2018 23:02:00 | 110.369 | \$ 81.0 |
| 2217 | Sell | 23.08.2018 00:25:00 | 110.615 | 0.01 | 23.08.2018 00:26:00 | 110.594 | \$ 21.0 |
| 2566 | Sell | 23.08.2018 00:25:00 | 110.615 | 0.01 | 23.08.2018 00:26:00 | 110.594 | \$ 21.0 |
| 3166 | Sell | 23.08.2018 00:24:00 | 110.564 | 0.03 | 23.08.2018 01:09:00 | 110.538 | \$ 78.0 |
| 2218 | Sell | 23.08.2018 03:55:00 | 110.578 | 0.01 | 23.08.2018 04:21:00 | 110.555 | \$ 23.0 |
| 2567 | Sell | 23.08.2018 03:55:00 | 110.578 | 0.01 | 23.08.2018 04:21:00 | 110.555 | \$ 23.0 |
| 3167 | Sell | 23.08.2018 03:55:00 | 110.578 | 0.03 | 23.08.2018 04:22:00 | 110.553 | \$ 75.0 |
| 2219 | Sell | 23.08.2018 08:34:00 | 110.632 | 0.01 | 23.08.2018 08:53:00 | 110.612 | \$ 20.0 |
| 2568 | Sell | 23.08.2018 08:34:00 | 110.632 | 0.01 | 23.08.2018 08:53:00 | 110.612 | \$ 20.0 |
| 3168 | Sell | 23.08.2018 08:33:00 | 110.622 | 0.03 | 23.08.2018 08:56:00 | 110.596 | \$ 78.0 |
| 2220 | Sell | 23.08.2018 10:30:00 | 110.816 | 0.01 | 23.08.2018 11:04:00 | 110.794 | \$ 22.0 |
| 2569 | Sell | 23.08.2018 10:30:00 | 110.816 | 0.01 | 23.08.2018 11:04:00 | 110.794 | \$ 22.0 |
| 3169 | Sell | 23.08.2018 10:30:00 | 110.816 | 0.03 | 23.08.2018 11:04:00 | 110.79 | \$ 78.0 |
| 2221 | Sell | 23.08.2018 14:26:00 | 110.889 | 0.01 | 23.08.2018 15:08:00 | 110.867 | \$ 22.0 |
| 2571 | Sell | 23.08.2018 14:26:00 | 110.88 | 0.02 | 23.08.2018 15:08:00 | 110.86 | \$ 40.0 |
| 2570 | Sell | 23.08.2018 14:26:00 | 110.889 | 0.01 | 23.08.2018 15:08:00 | 110.86 | \$ 29.0 |
| 3171 | Sell | 23.08.2018 14:26:00 | 110.88 | 0.05 | 23.08.2018 15:08:00 | 110.857 | \$ 115.0 |
| 3170 | Sell | 23.08.2018 14:26:00 | 110.889 | 0.03 | 23.08.2018 15:08:00 | 110.857 | \$ 96.0 |
| 2222 | Sell | 23.08.2018 17:40:00 | 110.878 | 0.01 | 23.08.2018 17:45:00 | 110.857 | \$ 21.0 |
| 2572 | Sell | 23.08.2018 17:40:00 | 110.878 | 0.02 | 23.08.2018 17:45:00 | 110.857 | \$ 42.0 |
| 1405 | Sell | 23.08.2018 23:43:00 | 111.263 | 0.02 | 24.08.2018 00:19:00 | 111.18 | \$ 146.34 |
| 1404 | Sell | 23.08.2018 23:38:00 | 111.255 | 0.02 | 24.08.2018 00:19:00 | 111.18 | \$ 130.34 |
| 1403 | Sell | 23.08.2018 23:33:00 | 111.262 | 0.02 | 24.08.2018 00:19:00 | 111.18 | \$ 144.34 |
| 1402 | Sell | 23.08.2018 23:28:00 | 111.205 | 0.02 | 24.08.2018 00:19:00 | 111.18 | \$ 30.34 |
| 1401 | Sell | 23.08.2018 23:23:00 | 111.186 | 0.02 | 24.08.2018 00:19:00 | 111.18 | \$ -7.66 |
| 1400 | Sell | 23.08.2018 23:16:00 | 111.17 | 0.02 | 24.08.2018 00:19:00 | 111.18 | \$ -39.66 |
| 1399 | Sell | 23.08.2018 23:11:00 | 111.15 | 0.02 | 24.08.2018 00:19:00 | 111.18 | \$ -79.66 |
| 1398 | Sell | 23.08.2018 23:05:00 | 111.132 | 0.02 | 24.08.2018 00:19:00 | 111.18 | \$ -115.66 |
| 2581 | Sell | 24.08.2018 13:00:00 | 111.475 | 0.01 | 24.08.2018 20:55:00 | 111.311 | \$ 164.0 |
| 2580 | Sell | 24.08.2018 12:53:00 | 111.472 | 0.02 | 24.08.2018 20:55:00 | 111.311 | \$ 322.0 |
| 2579 | Sell | 24.08.2018 09:55:00 | 111.434 | 0.01 | 24.08.2018 20:55:00 | 111.311 | \$ 123.0 |
| 2578 | Sell | 24.08.2018 09:12:00 | 111.416 | 0.02 | 24.08.2018 20:55:00 | 111.311 | \$ 210.0 |
| 2577 | Sell | 24.08.2018 07:07:00 | 111.334 | 0.02 | 24.08.2018 20:55:00 | 111.311 | \$ 46.0 |
| 2576 | Sell | 24.08.2018 04:01:00 | 111.284 | 0.02 | 24.08.2018 20:55:00 | 111.311 | \$ -54.0 |
| 2575 | Sell | 24.08.2018 01:23:00 | 111.22 | 0.01 | 24.08.2018 20:55:00 | 111.311 | \$ -91.0 |
| 2574 | Sell | 23.08.2018 23:42:00 | 111.269 | 0.01 | 24.08.2018 20:55:00 | 111.311 | \$ -51.83 |

| | | | | | | | |
|------|------|---------------------|---------|------|---------------------|---------|-------------|
| 2573 | Sell | 23.08.2018 22:02:00 | 110.911 | 0.01 | 24.08.2018 20:55:00 | 111.311 | \$ -409.83 |
| 2229 | Sell | 24.08.2018 12:53:00 | 111.472 | 0.01 | 24.08.2018 23:04:00 | 111.251 | \$ 221.0 |
| 2228 | Sell | 24.08.2018 09:12:00 | 111.416 | 0.01 | 24.08.2018 23:04:00 | 111.251 | \$ 165.0 |
| 2227 | Sell | 24.08.2018 07:07:00 | 111.334 | 0.01 | 24.08.2018 23:04:00 | 111.251 | \$ 83.0 |
| 2226 | Sell | 24.08.2018 04:01:00 | 111.284 | 0.01 | 24.08.2018 23:04:00 | 111.251 | \$ 33.0 |
| 2225 | Sell | 24.08.2018 01:23:00 | 111.22 | 0.01 | 24.08.2018 23:04:00 | 111.251 | \$ -31.0 |
| 2224 | Sell | 23.08.2018 23:42:00 | 111.269 | 0.01 | 24.08.2018 23:04:00 | 111.251 | \$ 8.17 |
| 2223 | Sell | 23.08.2018 22:02:00 | 110.911 | 0.01 | 24.08.2018 23:04:00 | 111.251 | \$ -349.83 |
| 3181 | Sell | 24.08.2018 13:00:00 | 111.475 | 0.03 | 24.08.2018 23:05:00 | 111.246 | \$ 687.0 |
| 3180 | Sell | 24.08.2018 12:53:00 | 111.472 | 0.05 | 24.08.2018 23:05:00 | 111.246 | \$ 1130.0 |
| 3179 | Sell | 24.08.2018 09:55:00 | 111.434 | 0.03 | 24.08.2018 23:05:00 | 111.246 | \$ 564.0 |
| 3178 | Sell | 24.08.2018 09:12:00 | 111.416 | 0.05 | 24.08.2018 23:05:00 | 111.246 | \$ 850.0 |
| 3177 | Sell | 24.08.2018 07:07:00 | 111.334 | 0.05 | 24.08.2018 23:05:00 | 111.246 | \$ 440.0 |
| 3176 | Sell | 24.08.2018 04:01:00 | 111.284 | 0.05 | 24.08.2018 23:05:00 | 111.246 | \$ 190.0 |
| 3175 | Sell | 24.08.2018 01:23:00 | 111.22 | 0.03 | 24.08.2018 23:05:00 | 111.246 | \$ -78.0 |
| 3174 | Sell | 23.08.2018 23:42:00 | 111.269 | 0.03 | 24.08.2018 23:05:00 | 111.246 | \$ 39.51 |
| 3173 | Sell | 23.08.2018 22:02:00 | 110.911 | 0.03 | 24.08.2018 23:05:00 | 111.246 | \$ -1034.49 |
| 3172 | Sell | 23.08.2018 22:02:00 | 110.89 | 0.05 | 24.08.2018 23:05:00 | 111.246 | \$ -1829.15 |
| 3182 | Buy | 24.08.2018 23:04:00 | 111.251 | 0.01 | 24.08.2018 23:36:00 | 111.278 | \$ 27.0 |
| 2230 | Buy | 25.08.2018 02:39:00 | 111.125 | 0.01 | 25.08.2018 02:44:00 | 111.146 | \$ 21.0 |
| 2582 | Buy | 25.08.2018 02:39:00 | 111.125 | 0.01 | 25.08.2018 02:44:00 | 111.146 | \$ 21.0 |
| 3183 | Buy | 25.08.2018 02:13:00 | 111.167 | 0.01 | 25.08.2018 03:23:00 | 111.194 | \$ 27.0 |
| 3185 | Buy | 27.08.2018 10:01:00 | 111.212 | 0.01 | 27.08.2018 10:45:00 | 111.251 | \$ 39.0 |
| 3184 | Buy | 27.08.2018 10:00:00 | 111.228 | 0.03 | 27.08.2018 10:45:00 | 111.251 | \$ 69.0 |
| 2231 | Buy | 27.08.2018 11:41:00 | 110.988 | 0.01 | 27.08.2018 11:55:00 | 111.011 | \$ 23.0 |
| 2583 | Buy | 27.08.2018 11:41:00 | 110.988 | 0.01 | 27.08.2018 11:55:00 | 111.011 | \$ 23.0 |
| 3186 | Buy | 27.08.2018 11:41:00 | 111.005 | 0.01 | 27.08.2018 12:02:00 | 111.033 | \$ 28.0 |
| 2232 | Buy | 27.08.2018 22:38:00 | 110.966 | 0.01 | 27.08.2018 22:41:00 | 110.986 | \$ 20.0 |
| 2584 | Buy | 27.08.2018 22:38:00 | 110.966 | 0.01 | 27.08.2018 22:41:00 | 110.986 | \$ 20.0 |
| 3188 | Buy | 27.08.2018 22:34:00 | 110.992 | 0.01 | 27.08.2018 23:02:00 | 111.054 | \$ 62.0 |
| 3187 | Buy | 27.08.2018 20:49:00 | 111.062 | 0.01 | 27.08.2018 23:02:00 | 111.054 | \$ -8.0 |
| 3189 | Buy | 28.08.2018 06:26:00 | 111.019 | 0.01 | 28.08.2018 06:38:00 | 111.046 | \$ 27.0 |
| 3190 | Sell | 28.08.2018 09:03:00 | 111.208 | 0.03 | 28.08.2018 09:12:00 | 111.182 | \$ 78.0 |
| 2233 | Sell | 28.08.2018 11:31:00 | 111.327 | 0.01 | 28.08.2018 11:44:00 | 111.305 | \$ 22.0 |
| 2585 | Sell | 28.08.2018 11:31:00 | 111.327 | 0.01 | 28.08.2018 11:44:00 | 111.305 | \$ 22.0 |
| 3191 | Sell | 28.08.2018 11:31:00 | 111.327 | 0.03 | 28.08.2018 13:25:00 | 111.299 | \$ 84.0 |
| 3192 | Buy | 28.08.2018 18:58:00 | 111.035 | 0.01 | 28.08.2018 19:17:00 | 111.061 | \$ 26.0 |
| 3193 | Buy | 28.08.2018 21:01:00 | 111.04 | 0.01 | 28.08.2018 21:04:00 | 111.068 | \$ 28.0 |
| 3194 | Buy | 28.08.2018 22:45:00 | 111.036 | 0.01 | 28.08.2018 23:10:00 | 111.062 | \$ 26.0 |
| 3196 | Sell | 29.08.2018 11:33:00 | 111.306 | 0.03 | 29.08.2018 13:08:00 | 111.245 | \$ 183.0 |
| 3195 | Sell | 29.08.2018 09:16:00 | 111.239 | 0.03 | 29.08.2018 13:08:00 | 111.245 | \$ -18.0 |
| 1412 | Sell | 30.08.2018 00:46:00 | 111.818 | 0.02 | 30.08.2018 02:28:00 | 111.712 | \$ 212.0 |
| 1411 | Sell | 30.08.2018 00:31:00 | 111.765 | 0.02 | 30.08.2018 02:28:00 | 111.712 | \$ 106.0 |
| 1410 | Sell | 30.08.2018 00:25:00 | 111.745 | 0.02 | 30.08.2018 02:28:00 | 111.712 | \$ 66.0 |
| 1409 | Sell | 30.08.2018 00:13:00 | 111.707 | 0.02 | 30.08.2018 02:28:00 | 111.712 | \$ -10.0 |
| 1408 | Sell | 30.08.2018 00:08:00 | 111.714 | 0.02 | 30.08.2018 02:28:00 | 111.712 | \$ 4.0 |
| 1407 | Sell | 30.08.2018 00:03:00 | 111.704 | 0.02 | 30.08.2018 02:28:00 | 111.712 | \$ -16.0 |
| 1406 | Sell | 29.08.2018 23:58:00 | 111.694 | 0.02 | 30.08.2018 02:28:00 | 111.712 | \$ -94.98 |
| 2235 | Sell | 30.08.2018 00:47:00 | 111.8 | 0.01 | 30.08.2018 10:40:00 | 111.601 | \$ 199.0 |
| 2234 | Sell | 29.08.2018 23:00:00 | 111.444 | 0.01 | 30.08.2018 10:40:00 | 111.601 | \$ -186.49 |
| 2587 | Sell | 30.08.2018 00:47:00 | 111.8 | 0.01 | 30.08.2018 10:40:00 | 111.601 | \$ 199.0 |
| 2586 | Sell | 29.08.2018 23:00:00 | 111.444 | 0.01 | 30.08.2018 10:40:00 | 111.601 | \$ -186.49 |
| 3200 | Sell | 30.08.2018 15:41:00 | 111.715 | 0.03 | 30.08.2018 20:12:00 | 111.532 | \$ 549.0 |
| 3199 | Sell | 30.08.2018 00:47:00 | 111.8 | 0.03 | 30.08.2018 20:12:00 | 111.532 | \$ 804.0 |
| 3198 | Sell | 29.08.2018 23:00:00 | 111.444 | 0.03 | 30.08.2018 20:12:00 | 111.532 | \$ -352.47 |
| 3197 | Sell | 29.08.2018 20:44:00 | 111.272 | 0.03 | 30.08.2018 20:12:00 | 111.532 | \$ -868.47 |
| 2236 | Buy | 30.08.2018 21:50:00 | 111.373 | 0.01 | 30.08.2018 22:33:00 | 111.394 | \$ 21.0 |
| 2588 | Buy | 30.08.2018 21:50:00 | 111.373 | 0.01 | 30.08.2018 22:33:00 | 111.394 | \$ 21.0 |
| 2593 | Buy | 31.08.2018 11:22:00 | 110.953 | 0.02 | 31.08.2018 12:09:00 | 111.057 | \$ 208.0 |
| 2592 | Buy | 31.08.2018 09:06:00 | 110.976 | 0.02 | 31.08.2018 12:09:00 | 111.057 | \$ 162.0 |

| | | | | | | | |
|------|------|---------------------|---------|------|---------------------|---------|------------|
| 2591 | Buy | 31.08.2018 05:32:00 | 110.997 | 0.01 | 31.08.2018 12:09:00 | 111.057 | \$ 60.0 |
| 2590 | Buy | 31.08.2018 03:18:00 | 111.12 | 0.01 | 31.08.2018 12:09:00 | 111.057 | \$ -63.0 |
| 2589 | Buy | 31.08.2018 00:08:00 | 111.278 | 0.01 | 31.08.2018 12:09:00 | 111.057 | \$ -221.0 |
| 2594 | Buy | 31.08.2018 13:21:00 | 110.972 | 0.02 | 31.08.2018 13:50:00 | 110.994 | \$ 44.0 |
| 2242 | Buy | 31.08.2018 13:21:00 | 110.972 | 0.01 | 31.08.2018 14:02:00 | 111.073 | \$ 101.0 |
| 2241 | Buy | 31.08.2018 11:22:00 | 110.953 | 0.01 | 31.08.2018 14:02:00 | 111.073 | \$ 120.0 |
| 2240 | Buy | 31.08.2018 09:06:00 | 110.976 | 0.01 | 31.08.2018 14:02:00 | 111.073 | \$ 97.0 |
| 2239 | Buy | 31.08.2018 05:32:00 | 110.997 | 0.01 | 31.08.2018 14:02:00 | 111.073 | \$ 76.0 |
| 2238 | Buy | 31.08.2018 03:18:00 | 111.12 | 0.01 | 31.08.2018 14:02:00 | 111.073 | \$ -47.0 |
| 2237 | Buy | 31.08.2018 00:08:00 | 111.278 | 0.01 | 31.08.2018 14:02:00 | 111.073 | \$ -205.0 |
| 3207 | Buy | 31.08.2018 11:22:00 | 110.953 | 0.03 | 31.08.2018 14:03:00 | 111.125 | \$ 516.0 |
| 3206 | Buy | 31.08.2018 09:06:00 | 110.976 | 0.03 | 31.08.2018 14:03:00 | 111.125 | \$ 447.0 |
| 3205 | Buy | 31.08.2018 05:32:00 | 110.997 | 0.01 | 31.08.2018 14:03:00 | 111.125 | \$ 128.0 |
| 3204 | Buy | 31.08.2018 03:18:00 | 111.12 | 0.01 | 31.08.2018 14:03:00 | 111.125 | \$ 5.0 |
| 3203 | Buy | 31.08.2018 00:08:00 | 111.278 | 0.01 | 31.08.2018 14:03:00 | 111.125 | \$ -153.0 |
| 3202 | Buy | 30.08.2018 21:52:00 | 111.375 | 0.01 | 31.08.2018 14:03:00 | 111.125 | \$ -246.03 |
| 3201 | Buy | 30.08.2018 20:12:00 | 111.539 | 0.01 | 31.08.2018 14:03:00 | 111.125 | \$ -410.03 |
| 2244 | Buy | 31.08.2018 21:18:00 | 110.753 | 0.01 | 31.08.2018 23:14:00 | 110.876 | \$ 123.0 |
| 2243 | Buy | 31.08.2018 16:14:00 | 110.954 | 0.01 | 31.08.2018 23:14:00 | 110.876 | \$ -78.0 |
| 2598 | Buy | 31.08.2018 21:22:00 | 110.746 | 0.01 | 31.08.2018 23:14:00 | 110.869 | \$ 123.0 |
| 2597 | Buy | 31.08.2018 21:18:00 | 110.757 | 0.02 | 31.08.2018 23:14:00 | 110.869 | \$ 224.0 |
| 2596 | Buy | 31.08.2018 16:15:00 | 110.921 | 0.01 | 31.08.2018 23:14:00 | 110.869 | \$ -52.0 |
| 2595 | Buy | 31.08.2018 16:14:00 | 110.954 | 0.02 | 31.08.2018 23:14:00 | 110.869 | \$ -170.0 |
| 3211 | Buy | 31.08.2018 21:22:00 | 110.746 | 0.01 | 31.08.2018 23:14:00 | 110.876 | \$ 130.0 |
| 3210 | Buy | 31.08.2018 21:18:00 | 110.757 | 0.03 | 31.08.2018 23:14:00 | 110.876 | \$ 357.0 |
| 3209 | Buy | 31.08.2018 16:15:00 | 110.921 | 0.01 | 31.08.2018 23:14:00 | 110.876 | \$ -45.0 |
| 3208 | Buy | 31.08.2018 16:14:00 | 110.954 | 0.03 | 31.08.2018 23:14:00 | 110.876 | \$ -234.0 |
| 3212 | Sell | 01.09.2018 01:58:00 | 111.08 | 0.03 | 01.09.2018 02:07:00 | 111.053 | \$ 81.0 |
| 3213 | Sell | 01.09.2018 04:39:00 | 111.066 | 0.03 | 01.09.2018 05:59:00 | 111.041 | \$ 75.0 |
| 3214 | Sell | 03.09.2018 19:35:00 | 111.091 | 0.03 | 03.09.2018 23:56:00 | 111.063 | \$ 84.0 |
| 3215 | Buy | 04.09.2018 09:07:00 | 110.963 | 0.01 | 04.09.2018 09:27:00 | 110.988 | \$ 25.0 |
| 3216 | Sell | 04.09.2018 10:12:00 | 111.106 | 0.03 | 04.09.2018 10:15:00 | 111.078 | \$ 84.0 |
| 2246 | Sell | 04.09.2018 17:23:00 | 111.532 | 0.01 | 04.09.2018 18:08:00 | 111.405 | \$ 127.0 |
| 2245 | Sell | 04.09.2018 15:08:00 | 111.32 | 0.01 | 04.09.2018 18:08:00 | 111.405 | \$ -85.0 |
| 2600 | Sell | 04.09.2018 17:23:00 | 111.532 | 0.01 | 04.09.2018 18:08:00 | 111.405 | \$ 127.0 |
| 2599 | Sell | 04.09.2018 15:08:00 | 111.32 | 0.01 | 04.09.2018 18:08:00 | 111.405 | \$ -85.0 |
| 3218 | Sell | 04.09.2018 17:23:00 | 111.532 | 0.03 | 04.09.2018 20:18:00 | 111.338 | \$ 582.0 |
| 3217 | Sell | 04.09.2018 14:58:00 | 111.197 | 0.03 | 04.09.2018 20:18:00 | 111.338 | \$ -423.0 |
| 2247 | Sell | 04.09.2018 22:26:00 | 111.409 | 0.01 | 04.09.2018 22:32:00 | 111.388 | \$ 21.0 |
| 2601 | Sell | 04.09.2018 22:26:00 | 111.409 | 0.02 | 04.09.2018 22:32:00 | 111.388 | \$ 42.0 |
| 2602 | Sell | 04.09.2018 23:21:00 | 111.491 | 0.01 | 04.09.2018 23:23:00 | 111.467 | \$ 24.0 |
| 3219 | Sell | 04.09.2018 23:21:00 | 111.491 | 0.03 | 04.09.2018 23:24:00 | 111.466 | \$ 75.0 |
| 2248 | Sell | 05.09.2018 01:19:00 | 111.499 | 0.01 | 05.09.2018 01:23:00 | 111.477 | \$ 22.0 |
| 2603 | Sell | 05.09.2018 01:19:00 | 111.499 | 0.01 | 05.09.2018 01:23:00 | 111.477 | \$ 22.0 |
| 3220 | Sell | 05.09.2018 01:19:00 | 111.499 | 0.03 | 05.09.2018 01:23:00 | 111.473 | \$ 78.0 |
| 2249 | Sell | 05.09.2018 02:59:00 | 111.478 | 0.01 | 05.09.2018 05:59:00 | 111.454 | \$ 24.0 |
| 2604 | Sell | 05.09.2018 02:59:00 | 111.478 | 0.01 | 05.09.2018 05:59:00 | 111.454 | \$ 24.0 |
| 3221 | Sell | 05.09.2018 02:59:00 | 111.478 | 0.03 | 05.09.2018 05:59:00 | 111.45 | \$ 84.0 |
| 1413 | Sell | 05.09.2018 10:01:00 | 111.703 | 0.02 | 05.09.2018 10:03:00 | 111.681 | \$ 44.0 |
| 2250 | Sell | 05.09.2018 09:56:00 | 111.592 | 0.01 | 05.09.2018 11:02:00 | 111.571 | \$ 21.0 |
| 2605 | Sell | 05.09.2018 09:56:00 | 111.592 | 0.01 | 05.09.2018 11:02:00 | 111.571 | \$ 21.0 |
| 3222 | Sell | 05.09.2018 09:56:00 | 111.592 | 0.03 | 05.09.2018 11:02:00 | 111.566 | \$ 78.0 |
| 3223 | Sell | 05.09.2018 18:24:00 | 111.567 | 0.03 | 05.09.2018 18:49:00 | 111.54 | \$ 81.0 |
| 3224 | Sell | 05.09.2018 22:14:00 | 111.637 | 0.03 | 05.09.2018 23:20:00 | 111.612 | \$ 75.0 |
| 2251 | Buy | 06.09.2018 09:54:00 | 111.265 | 0.01 | 06.09.2018 10:36:00 | 111.288 | \$ 23.0 |
| 2606 | Buy | 06.09.2018 09:54:00 | 111.265 | 0.01 | 06.09.2018 10:36:00 | 111.288 | \$ 23.0 |
| 3227 | Buy | 06.09.2018 17:08:00 | 111.305 | 0.01 | 06.09.2018 17:50:00 | 111.373 | \$ 68.0 |
| 3226 | Buy | 06.09.2018 17:03:00 | 111.326 | 0.03 | 06.09.2018 17:50:00 | 111.373 | \$ 141.0 |
| 3225 | Buy | 06.09.2018 08:42:00 | 111.451 | 0.01 | 06.09.2018 17:50:00 | 111.373 | \$ -78.0 |
| 2252 | Buy | 06.09.2018 21:32:00 | 111.178 | 0.01 | 06.09.2018 21:52:00 | 111.199 | \$ 21.0 |

| | | | | | | | |
|------|------|---------------------|---------|------|---------------------|---------|------------|
| 2607 | Buy | 06.09.2018 21:32:00 | 111.178 | 0.01 | 06.09.2018 21:52:00 | 111.199 | \$ 21.0 |
| 2613 | Buy | 07.09.2018 12:34:00 | 110.527 | 0.02 | 07.09.2018 16:54:00 | 110.761 | \$ 468.0 |
| 2612 | Buy | 07.09.2018 08:28:00 | 110.623 | 0.01 | 07.09.2018 16:54:00 | 110.761 | \$ 138.0 |
| 2611 | Buy | 07.09.2018 05:04:00 | 110.675 | 0.01 | 07.09.2018 16:54:00 | 110.761 | \$ 86.0 |
| 2610 | Buy | 07.09.2018 05:04:00 | 110.809 | 0.02 | 07.09.2018 16:54:00 | 110.761 | \$ -96.0 |
| 2609 | Buy | 07.09.2018 01:04:00 | 110.847 | 0.01 | 07.09.2018 16:54:00 | 110.761 | \$ -86.0 |
| 2608 | Buy | 06.09.2018 23:14:00 | 111.098 | 0.01 | 07.09.2018 16:54:00 | 110.761 | \$ -333.03 |
| 2257 | Buy | 07.09.2018 12:34:00 | 110.527 | 0.01 | 07.09.2018 18:17:00 | 110.801 | \$ 274.0 |
| 2256 | Buy | 07.09.2018 08:28:00 | 110.623 | 0.01 | 07.09.2018 18:17:00 | 110.801 | \$ 178.0 |
| 2255 | Buy | 07.09.2018 05:04:00 | 110.809 | 0.01 | 07.09.2018 18:17:00 | 110.801 | \$ -8.0 |
| 2254 | Buy | 07.09.2018 01:04:00 | 110.847 | 0.01 | 07.09.2018 18:17:00 | 110.801 | \$ -46.0 |
| 2253 | Buy | 06.09.2018 23:14:00 | 111.098 | 0.01 | 07.09.2018 18:17:00 | 110.801 | \$ -293.03 |
| 3235 | Sell | 07.09.2018 19:53:00 | 110.83 | 0.03 | 07.09.2018 19:59:00 | 110.804 | \$ 78.0 |
| 3234 | Buy | 07.09.2018 08:28:00 | 110.623 | 0.01 | 07.09.2018 21:30:00 | 111.013 | \$ 390.0 |
| 3233 | Buy | 07.09.2018 05:04:00 | 110.675 | 0.01 | 07.09.2018 21:30:00 | 111.013 | \$ 338.0 |
| 3232 | Buy | 07.09.2018 05:04:00 | 110.809 | 0.03 | 07.09.2018 21:30:00 | 111.013 | \$ 612.0 |
| 3231 | Buy | 07.09.2018 01:04:00 | 110.847 | 0.01 | 07.09.2018 21:30:00 | 111.013 | \$ 166.0 |
| 3230 | Buy | 06.09.2018 23:14:00 | 111.098 | 0.01 | 07.09.2018 21:30:00 | 111.013 | \$ -81.03 |
| 3229 | Buy | 06.09.2018 21:25:00 | 111.227 | 0.01 | 07.09.2018 21:30:00 | 111.013 | \$ -210.03 |
| 3228 | Buy | 06.09.2018 19:00:00 | 111.323 | 0.03 | 07.09.2018 21:30:00 | 111.013 | \$ -918.09 |
| 3236 | Sell | 07.09.2018 21:33:00 | 111.046 | 0.03 | 07.09.2018 21:34:00 | 111.021 | \$ 75.0 |
| 2258 | Sell | 07.09.2018 21:31:00 | 110.98 | 0.01 | 07.09.2018 21:39:00 | 110.959 | \$ 21.0 |
| 2614 | Sell | 07.09.2018 21:31:00 | 110.98 | 0.01 | 07.09.2018 21:39:00 | 110.959 | \$ 21.0 |
| 1414 | Sell | 07.09.2018 23:24:00 | 111.221 | 0.02 | 07.09.2018 23:28:00 | 111.198 | \$ 46.0 |
| 2259 | Sell | 07.09.2018 23:11:00 | 111.102 | 0.01 | 08.09.2018 01:08:00 | 111.082 | \$ 20.0 |
| 2615 | Sell | 07.09.2018 23:11:00 | 111.102 | 0.01 | 08.09.2018 01:08:00 | 111.082 | \$ 20.0 |
| 3237 | Sell | 07.09.2018 23:13:00 | 111.131 | 0.03 | 08.09.2018 01:08:00 | 111.106 | \$ 75.0 |
| 2260 | Sell | 08.09.2018 02:10:00 | 111.039 | 0.01 | 08.09.2018 04:36:00 | 111.016 | \$ 23.0 |
| 2616 | Sell | 08.09.2018 02:10:00 | 111.039 | 0.02 | 08.09.2018 04:36:00 | 111.016 | \$ 46.0 |
| 3238 | Sell | 08.09.2018 02:10:00 | 111.039 | 0.05 | 08.09.2018 04:36:00 | 111.013 | \$ 130.0 |
| 3239 | Sell | 10.09.2018 11:48:00 | 111.04 | 0.03 | 10.09.2018 12:01:00 | 111.015 | \$ 75.0 |
| 3240 | Sell | 10.09.2018 16:50:00 | 111.035 | 0.03 | 10.09.2018 16:59:00 | 111.009 | \$ 78.0 |
| 3241 | Sell | 10.09.2018 18:32:00 | 111.146 | 0.03 | 10.09.2018 19:05:00 | 111.12 | \$ 78.0 |
| 3242 | Sell | 10.09.2018 22:04:00 | 111.159 | 0.03 | 10.09.2018 22:09:00 | 111.133 | \$ 78.0 |
| 3244 | Sell | 11.09.2018 00:20:00 | 111.17 | 0.03 | 11.09.2018 00:37:00 | 111.138 | \$ 96.0 |
| 3243 | Sell | 11.09.2018 00:20:00 | 111.159 | 0.05 | 11.09.2018 00:37:00 | 111.138 | \$ 105.0 |
| 3245 | Sell | 11.09.2018 03:42:00 | 111.184 | 0.03 | 11.09.2018 05:36:00 | 111.158 | \$ 78.0 |
| 2261 | Sell | 11.09.2018 09:54:00 | 111.411 | 0.01 | 11.09.2018 10:20:00 | 111.389 | \$ 22.0 |
| 2617 | Sell | 11.09.2018 09:54:00 | 111.411 | 0.01 | 11.09.2018 10:20:00 | 111.389 | \$ 22.0 |
| 2263 | Sell | 11.09.2018 16:35:00 | 111.532 | 0.01 | 11.09.2018 17:47:00 | 111.473 | \$ 59.0 |
| 2262 | Sell | 11.09.2018 14:31:00 | 111.458 | 0.01 | 11.09.2018 17:47:00 | 111.473 | \$ -15.0 |
| 2619 | Sell | 11.09.2018 16:35:00 | 111.532 | 0.01 | 11.09.2018 17:47:00 | 111.473 | \$ 59.0 |
| 2618 | Sell | 11.09.2018 14:31:00 | 111.459 | 0.01 | 11.09.2018 17:47:00 | 111.473 | \$ -14.0 |
| 3248 | Sell | 11.09.2018 16:35:00 | 111.532 | 0.03 | 11.09.2018 18:04:00 | 111.363 | \$ 507.0 |
| 3247 | Sell | 11.09.2018 14:31:00 | 111.459 | 0.03 | 11.09.2018 18:04:00 | 111.363 | \$ 288.0 |
| 3246 | Sell | 11.09.2018 09:05:00 | 111.175 | 0.03 | 11.09.2018 18:04:00 | 111.363 | \$ -564.0 |
| 2264 | Sell | 11.09.2018 23:11:00 | 111.552 | 0.01 | 11.09.2018 23:31:00 | 111.531 | \$ 21.0 |
| 2620 | Sell | 11.09.2018 23:11:00 | 111.552 | 0.01 | 11.09.2018 23:31:00 | 111.531 | \$ 21.0 |
| 3249 | Sell | 11.09.2018 22:52:00 | 111.504 | 0.03 | 11.09.2018 23:55:00 | 111.477 | \$ 81.0 |
| 2265 | Sell | 12.09.2018 00:55:00 | 111.574 | 0.01 | 12.09.2018 09:08:00 | 111.553 | \$ 21.0 |
| 2621 | Sell | 12.09.2018 00:55:00 | 111.574 | 0.01 | 12.09.2018 09:08:00 | 111.553 | \$ 21.0 |
| 3250 | Sell | 12.09.2018 00:55:00 | 111.574 | 0.03 | 12.09.2018 09:08:00 | 111.547 | \$ 81.0 |
| 3251 | Buy | 12.09.2018 17:05:00 | 111.469 | 0.01 | 12.09.2018 17:46:00 | 111.494 | \$ 25.0 |
| 2266 | Buy | 12.09.2018 22:00:00 | 111.318 | 0.01 | 12.09.2018 22:32:00 | 111.339 | \$ 21.0 |
| 2622 | Buy | 12.09.2018 22:00:00 | 111.318 | 0.01 | 12.09.2018 22:32:00 | 111.339 | \$ 21.0 |
| 3253 | Buy | 12.09.2018 23:12:00 | 111.269 | 0.01 | 13.09.2018 00:12:00 | 111.373 | \$ 115.91 |
| 3252 | Buy | 12.09.2018 21:32:00 | 111.426 | 0.01 | 13.09.2018 00:12:00 | 111.373 | \$ -41.09 |
| 2267 | Buy | 13.09.2018 01:00:00 | 111.303 | 0.01 | 13.09.2018 01:05:00 | 111.326 | \$ 23.0 |
| 2624 | Buy | 13.09.2018 01:05:00 | 111.315 | 0.02 | 13.09.2018 01:05:00 | 111.332 | \$ 34.0 |
| 2623 | Buy | 13.09.2018 01:00:00 | 111.303 | 0.01 | 13.09.2018 01:05:00 | 111.332 | \$ 29.0 |

| | | | | | | | |
|------|------|---------------------|---------|------|---------------------|---------|-------------|
| 3255 | Buy | 13.09.2018 01:05:00 | 111.315 | 0.03 | 13.09.2018 01:05:00 | 111.339 | \$ 72.0 |
| 3254 | Buy | 13.09.2018 01:00:00 | 111.303 | 0.01 | 13.09.2018 01:05:00 | 111.339 | \$ 36.0 |
| 2268 | Buy | 13.09.2018 02:48:00 | 111.186 | 0.01 | 13.09.2018 03:04:00 | 111.207 | \$ 21.0 |
| 2625 | Buy | 13.09.2018 02:48:00 | 111.186 | 0.01 | 13.09.2018 03:04:00 | 111.207 | \$ 21.0 |
| 3256 | Buy | 13.09.2018 02:48:00 | 111.186 | 0.01 | 13.09.2018 03:04:00 | 111.212 | \$ 26.0 |
| 2269 | Buy | 13.09.2018 06:31:00 | 111.182 | 0.01 | 13.09.2018 06:33:00 | 111.205 | \$ 23.0 |
| 2626 | Buy | 13.09.2018 06:31:00 | 111.182 | 0.02 | 13.09.2018 06:33:00 | 111.205 | \$ 46.0 |
| 3257 | Buy | 13.09.2018 06:31:00 | 111.182 | 0.03 | 13.09.2018 06:33:00 | 111.209 | \$ 81.0 |
| 3258 | Sell | 13.09.2018 16:17:00 | 111.488 | 0.03 | 13.09.2018 16:47:00 | 111.463 | \$ 75.0 |
| 2270 | Sell | 13.09.2018 20:03:00 | 111.595 | 0.01 | 13.09.2018 20:04:00 | 111.573 | \$ 22.0 |
| 2627 | Sell | 13.09.2018 20:03:00 | 111.595 | 0.01 | 13.09.2018 20:04:00 | 111.573 | \$ 22.0 |
| 3259 | Sell | 13.09.2018 19:45:00 | 111.504 | 0.03 | 13.09.2018 21:30:00 | 111.478 | \$ 78.0 |
| 1416 | Sell | 13.09.2018 23:15:00 | 111.781 | 0.02 | 13.09.2018 23:15:00 | 111.758 | \$ 46.0 |
| 1415 | Sell | 13.09.2018 23:10:00 | 111.777 | 0.02 | 13.09.2018 23:15:00 | 111.758 | \$ 38.0 |
| 1422 | Sell | 13.09.2018 23:46:00 | 111.864 | 0.02 | 14.09.2018 02:44:00 | 111.819 | \$ 70.34 |
| 1421 | Sell | 13.09.2018 23:40:00 | 111.86 | 0.02 | 14.09.2018 02:44:00 | 111.819 | \$ 62.34 |
| 1420 | Sell | 13.09.2018 23:35:00 | 111.909 | 0.02 | 14.09.2018 02:44:00 | 111.819 | \$ 160.34 |
| 1419 | Sell | 13.09.2018 23:30:00 | 111.822 | 0.02 | 14.09.2018 02:44:00 | 111.819 | \$ -13.66 |
| 1418 | Sell | 13.09.2018 23:25:00 | 111.803 | 0.02 | 14.09.2018 02:44:00 | 111.819 | \$ -51.66 |
| 1417 | Sell | 13.09.2018 23:20:00 | 111.777 | 0.02 | 14.09.2018 02:44:00 | 111.819 | \$ -103.66 |
| 2633 | Sell | 14.09.2018 08:00:00 | 112.046 | 0.01 | 14.09.2018 11:26:00 | 111.889 | \$ 157.0 |
| 2632 | Sell | 14.09.2018 07:45:00 | 111.996 | 0.02 | 14.09.2018 11:26:00 | 111.889 | \$ 214.0 |
| 2631 | Sell | 14.09.2018 03:07:00 | 111.893 | 0.02 | 14.09.2018 11:26:00 | 111.889 | \$ 8.0 |
| 2630 | Sell | 14.09.2018 03:02:00 | 111.922 | 0.01 | 14.09.2018 11:26:00 | 111.889 | \$ 33.0 |
| 2629 | Sell | 14.09.2018 00:35:00 | 111.934 | 0.01 | 14.09.2018 11:26:00 | 111.889 | \$ 45.0 |
| 2628 | Sell | 13.09.2018 22:46:00 | 111.596 | 0.01 | 14.09.2018 11:26:00 | 111.889 | \$ -302.83 |
| 2274 | Sell | 14.09.2018 07:45:00 | 111.996 | 0.01 | 14.09.2018 12:36:00 | 111.839 | \$ 157.0 |
| 2273 | Sell | 14.09.2018 03:02:00 | 111.922 | 0.01 | 14.09.2018 12:36:00 | 111.839 | \$ 83.0 |
| 2272 | Sell | 14.09.2018 00:35:00 | 111.934 | 0.01 | 14.09.2018 12:36:00 | 111.839 | \$ 95.0 |
| 2271 | Sell | 13.09.2018 22:46:00 | 111.596 | 0.01 | 14.09.2018 12:36:00 | 111.839 | \$ -252.83 |
| 3266 | Sell | 14.09.2018 08:00:00 | 112.046 | 0.03 | 14.09.2018 13:33:00 | 111.81 | \$ 708.0 |
| 3265 | Sell | 14.09.2018 07:45:00 | 111.996 | 0.05 | 14.09.2018 13:33:00 | 111.81 | \$ 930.0 |
| 3264 | Sell | 14.09.2018 03:07:00 | 111.893 | 0.05 | 14.09.2018 13:33:00 | 111.81 | \$ 415.0 |
| 3263 | Sell | 14.09.2018 03:02:00 | 111.922 | 0.03 | 14.09.2018 13:33:00 | 111.81 | \$ 336.0 |
| 3262 | Sell | 14.09.2018 00:35:00 | 111.934 | 0.03 | 14.09.2018 13:33:00 | 111.81 | \$ 372.0 |
| 3261 | Sell | 13.09.2018 22:44:00 | 111.56 | 0.03 | 14.09.2018 13:33:00 | 111.81 | \$ -779.49 |
| 3260 | Sell | 13.09.2018 22:40:00 | 111.547 | 0.05 | 14.09.2018 13:33:00 | 111.81 | \$ -1364.15 |
| 3267 | Buy | 14.09.2018 18:15:00 | 111.809 | 0.01 | 14.09.2018 20:12:00 | 111.834 | \$ 25.0 |
| 2275 | Sell | 15.09.2018 00:03:00 | 112.116 | 0.01 | 15.09.2018 00:32:00 | 112.094 | \$ 22.0 |
| 2634 | Sell | 15.09.2018 00:03:00 | 112.116 | 0.01 | 15.09.2018 00:32:00 | 112.094 | \$ 22.0 |
| 3269 | Sell | 14.09.2018 23:20:00 | 112.038 | 0.03 | 15.09.2018 01:00:00 | 111.98 | \$ 174.0 |
| 3268 | Sell | 14.09.2018 21:36:00 | 111.975 | 0.03 | 15.09.2018 01:00:00 | 111.98 | \$ -15.0 |
| 3270 | Sell | 15.09.2018 05:55:00 | 112.056 | 0.05 | 17.09.2018 07:00:00 | 112.029 | \$ 85.85 |
| 3271 | Buy | 17.09.2018 16:46:00 | 111.923 | 0.01 | 17.09.2018 17:32:00 | 111.951 | \$ 28.0 |
| 3272 | Sell | 17.09.2018 20:15:00 | 112.085 | 0.03 | 17.09.2018 20:36:00 | 112.057 | \$ 84.0 |
| 2276 | Buy | 18.09.2018 07:38:00 | 111.771 | 0.01 | 18.09.2018 07:41:00 | 111.795 | \$ 24.0 |
| 2635 | Buy | 18.09.2018 07:38:00 | 111.771 | 0.01 | 18.09.2018 07:41:00 | 111.795 | \$ 24.0 |
| 3275 | Buy | 18.09.2018 07:38:00 | 111.793 | 0.01 | 18.09.2018 10:35:00 | 111.895 | \$ 102.0 |
| 3274 | Buy | 18.09.2018 04:08:00 | 111.871 | 0.01 | 18.09.2018 10:35:00 | 111.895 | \$ 24.0 |
| 3273 | Buy | 18.09.2018 02:28:00 | 111.942 | 0.01 | 18.09.2018 10:35:00 | 111.895 | \$ -47.0 |
| 3276 | Sell | 18.09.2018 12:01:00 | 111.987 | 0.03 | 18.09.2018 12:14:00 | 111.961 | \$ 78.0 |
| 2277 | Sell | 18.09.2018 15:17:00 | 112.139 | 0.01 | 18.09.2018 16:01:00 | 112.118 | \$ 21.0 |
| 2636 | Sell | 18.09.2018 15:17:00 | 112.139 | 0.01 | 18.09.2018 16:01:00 | 112.118 | \$ 21.0 |
| 3277 | Sell | 18.09.2018 15:15:00 | 112.063 | 0.03 | 18.09.2018 16:08:00 | 112.036 | \$ 81.0 |
| 2278 | Sell | 18.09.2018 21:04:00 | 112.16 | 0.01 | 18.09.2018 22:01:00 | 112.138 | \$ 22.0 |
| 2637 | Sell | 18.09.2018 21:04:00 | 112.16 | 0.01 | 18.09.2018 22:01:00 | 112.138 | \$ 22.0 |
| 3278 | Sell | 18.09.2018 21:04:00 | 112.16 | 0.03 | 18.09.2018 22:01:00 | 112.133 | \$ 81.0 |
| 2279 | Sell | 18.09.2018 23:05:00 | 112.283 | 0.01 | 19.09.2018 09:04:00 | 112.262 | \$ 11.17 |
| 2638 | Sell | 18.09.2018 23:05:00 | 112.283 | 0.01 | 19.09.2018 09:04:00 | 112.262 | \$ 11.17 |
| 3279 | Sell | 18.09.2018 23:05:00 | 112.283 | 0.03 | 19.09.2018 09:04:00 | 112.256 | \$ 51.51 |

| | | | | | | | |
|------|------|---------------------|---------|------|---------------------|---------|-------------|
| 3280 | Sell | 19.09.2018 12:23:00 | 112.405 | 0.03 | 19.09.2018 12:23:00 | 112.38 | \$ 75.0 |
| 3281 | Sell | 19.09.2018 17:13:00 | 112.387 | 0.03 | 19.09.2018 17:24:00 | 112.361 | \$ 78.0 |
| 3282 | Buy | 19.09.2018 22:24:00 | 112.226 | 0.01 | 19.09.2018 22:28:00 | 112.251 | \$ 25.0 |
| 3283 | Buy | 20.09.2018 00:30:00 | 112.253 | 0.01 | 20.09.2018 02:51:00 | 112.279 | \$ 26.0 |
| 3284 | Buy | 20.09.2018 10:41:00 | 112.177 | 0.01 | 20.09.2018 10:56:00 | 112.204 | \$ 27.0 |
| 3285 | Buy | 20.09.2018 14:17:00 | 112.098 | 0.01 | 20.09.2018 14:17:00 | 112.123 | \$ 25.0 |
| 3286 | Buy | 20.09.2018 21:03:00 | 112.131 | 0.01 | 20.09.2018 21:04:00 | 112.156 | \$ 25.0 |
| 2280 | Sell | 21.09.2018 00:05:00 | 112.492 | 0.01 | 21.09.2018 00:17:00 | 112.471 | \$ 21.0 |
| 2639 | Sell | 21.09.2018 00:05:00 | 112.492 | 0.01 | 21.09.2018 00:17:00 | 112.471 | \$ 21.0 |
| 2281 | Sell | 21.09.2018 09:01:00 | 112.53 | 0.01 | 21.09.2018 09:03:00 | 112.509 | \$ 21.0 |
| 2640 | Sell | 21.09.2018 09:01:00 | 112.53 | 0.02 | 21.09.2018 09:03:00 | 112.509 | \$ 42.0 |
| 2283 | Sell | 21.09.2018 15:21:00 | 112.812 | 0.01 | 21.09.2018 17:59:00 | 112.677 | \$ 135.0 |
| 2282 | Sell | 21.09.2018 11:22:00 | 112.585 | 0.01 | 21.09.2018 17:59:00 | 112.677 | \$ -92.0 |
| 2642 | Sell | 21.09.2018 15:21:00 | 112.812 | 0.01 | 21.09.2018 17:59:00 | 112.677 | \$ 135.0 |
| 2641 | Sell | 21.09.2018 11:22:00 | 112.585 | 0.01 | 21.09.2018 17:59:00 | 112.677 | \$ -92.0 |
| 3291 | Sell | 21.09.2018 22:19:00 | 112.749 | 0.05 | 21.09.2018 23:08:00 | 112.591 | \$ 790.0 |
| 3290 | Sell | 21.09.2018 15:21:00 | 112.812 | 0.03 | 21.09.2018 23:08:00 | 112.591 | \$ 663.0 |
| 3289 | Sell | 21.09.2018 11:22:00 | 112.585 | 0.03 | 21.09.2018 23:08:00 | 112.591 | \$ -18.0 |
| 3288 | Sell | 21.09.2018 09:01:00 | 112.53 | 0.05 | 21.09.2018 23:08:00 | 112.591 | \$ -305.0 |
| 3287 | Sell | 20.09.2018 23:54:00 | 112.376 | 0.03 | 21.09.2018 23:08:00 | 112.591 | \$ -674.49 |
| 3292 | Buy | 22.09.2018 01:40:00 | 112.582 | 0.01 | 22.09.2018 02:44:00 | 112.608 | \$ 26.0 |
| 3293 | Buy | 22.09.2018 03:55:00 | 112.574 | 0.01 | 22.09.2018 05:35:00 | 112.599 | \$ 25.0 |
| 3294 | Buy | 24.09.2018 07:02:00 | 112.497 | 0.01 | 24.09.2018 07:10:00 | 112.524 | \$ 27.0 |
| 3295 | Buy | 24.09.2018 15:31:00 | 112.549 | 0.01 | 24.09.2018 16:15:00 | 112.577 | \$ 28.0 |
| 3296 | Buy | 24.09.2018 22:35:00 | 112.513 | 0.01 | 24.09.2018 22:40:00 | 112.54 | \$ 27.0 |
| 2284 | Sell | 25.09.2018 09:35:00 | 112.846 | 0.01 | 25.09.2018 11:17:00 | 112.825 | \$ 21.0 |
| 2643 | Sell | 25.09.2018 09:35:00 | 112.846 | 0.01 | 25.09.2018 11:17:00 | 112.825 | \$ 21.0 |
| 2285 | Sell | 25.09.2018 15:40:00 | 112.944 | 0.01 | 25.09.2018 15:53:00 | 112.923 | \$ 21.0 |
| 2644 | Sell | 25.09.2018 15:40:00 | 112.944 | 0.01 | 25.09.2018 15:53:00 | 112.923 | \$ 21.0 |
| 3298 | Sell | 25.09.2018 15:40:00 | 112.935 | 0.03 | 25.09.2018 18:03:00 | 112.865 | \$ 210.0 |
| 3297 | Sell | 25.09.2018 09:35:00 | 112.846 | 0.03 | 25.09.2018 18:03:00 | 112.865 | \$ -57.0 |
| 3299 | Sell | 25.09.2018 23:04:00 | 112.889 | 0.03 | 25.09.2018 23:31:00 | 112.862 | \$ 81.0 |
| 3300 | Buy | 26.09.2018 15:25:00 | 112.856 | 0.01 | 26.09.2018 17:50:00 | 112.881 | \$ 25.0 |
| 3301 | Buy | 27.09.2018 03:05:00 | 112.863 | 0.01 | 27.09.2018 03:08:00 | 112.891 | \$ 28.0 |
| 3302 | Sell | 27.09.2018 03:37:00 | 113.09 | 0.03 | 27.09.2018 03:37:00 | 113.065 | \$ 75.0 |
| 2286 | Buy | 27.09.2018 05:00:00 | 112.713 | 0.01 | 27.09.2018 05:31:00 | 112.734 | \$ 21.0 |
| 2645 | Buy | 27.09.2018 05:00:00 | 112.713 | 0.01 | 27.09.2018 05:31:00 | 112.734 | \$ 21.0 |
| 3304 | Buy | 27.09.2018 06:32:00 | 112.665 | 0.01 | 27.09.2018 07:48:00 | 112.76 | \$ 95.0 |
| 3303 | Buy | 27.09.2018 04:46:00 | 112.802 | 0.01 | 27.09.2018 07:48:00 | 112.76 | \$ -42.0 |
| 2287 | Buy | 27.09.2018 09:30:00 | 112.705 | 0.01 | 27.09.2018 09:34:00 | 112.729 | \$ 24.0 |
| 2646 | Buy | 27.09.2018 09:30:00 | 112.705 | 0.02 | 27.09.2018 09:34:00 | 112.729 | \$ 48.0 |
| 3305 | Buy | 27.09.2018 09:30:00 | 112.705 | 0.03 | 27.09.2018 09:34:00 | 112.733 | \$ 84.0 |
| 2288 | Buy | 27.09.2018 16:17:00 | 112.622 | 0.01 | 27.09.2018 16:27:00 | 112.644 | \$ 22.0 |
| 2647 | Buy | 27.09.2018 16:17:00 | 112.622 | 0.01 | 27.09.2018 16:27:00 | 112.644 | \$ 22.0 |
| 3307 | Buy | 27.09.2018 16:17:00 | 112.622 | 0.01 | 27.09.2018 17:14:00 | 112.683 | \$ 61.0 |
| 3306 | Buy | 27.09.2018 14:37:00 | 112.694 | 0.01 | 27.09.2018 17:14:00 | 112.683 | \$ -11.0 |
| 1423 | Sell | 27.09.2018 23:57:00 | 113.279 | 0.02 | 27.09.2018 23:58:00 | 113.258 | \$ 42.0 |
| 1424 | Sell | 28.09.2018 00:44:00 | 113.399 | 0.02 | 28.09.2018 00:51:00 | 113.377 | \$ 44.0 |
| 2652 | Sell | 28.09.2018 14:14:00 | 113.608 | 0.02 | 28.09.2018 17:03:00 | 113.376 | \$ 464.0 |
| 2651 | Sell | 28.09.2018 10:15:00 | 113.555 | 0.01 | 28.09.2018 17:03:00 | 113.376 | \$ 179.0 |
| 2650 | Sell | 28.09.2018 09:45:00 | 113.437 | 0.02 | 28.09.2018 17:03:00 | 113.376 | \$ 122.0 |
| 2649 | Sell | 27.09.2018 23:40:00 | 113.141 | 0.01 | 28.09.2018 17:03:00 | 113.376 | \$ -244.83 |
| 2648 | Sell | 27.09.2018 22:00:00 | 113.004 | 0.01 | 28.09.2018 17:03:00 | 113.376 | \$ -381.83 |
| 3313 | Sell | 28.09.2018 14:14:00 | 113.608 | 0.05 | 28.09.2018 19:20:00 | 113.341 | \$ 1335.0 |
| 3312 | Sell | 28.09.2018 10:15:00 | 113.555 | 0.03 | 28.09.2018 19:20:00 | 113.341 | \$ 642.0 |
| 3311 | Sell | 28.09.2018 09:45:00 | 113.437 | 0.05 | 28.09.2018 19:20:00 | 113.341 | \$ 480.0 |
| 3310 | Sell | 28.09.2018 00:45:00 | 113.395 | 0.03 | 28.09.2018 19:20:00 | 113.341 | \$ 162.0 |
| 3309 | Sell | 27.09.2018 23:05:00 | 113.083 | 0.03 | 28.09.2018 19:20:00 | 113.341 | \$ -803.49 |
| 3308 | Sell | 27.09.2018 21:25:00 | 112.918 | 0.03 | 28.09.2018 19:20:00 | 113.341 | \$ -1298.49 |
| 3314 | Sell | 28.09.2018 23:01:00 | 113.506 | 0.03 | 29.09.2018 00:34:00 | 113.481 | \$ 75.0 |

| | | | | | | | |
|------|------|---------------------|---------|------|---------------------|---------|-------------|
| 2653 | Sell | 01.10.2018 08:14:00 | 113.799 | 0.01 | 01.10.2018 09:03:00 | 113.778 | \$ 21.0 |
| 2654 | Sell | 01.10.2018 09:55:00 | 113.893 | 0.01 | 01.10.2018 09:55:00 | 113.87 | \$ 23.0 |
| 2656 | Sell | 01.10.2018 16:52:00 | 114.027 | 0.02 | 01.10.2018 17:31:00 | 114.01 | \$ 34.0 |
| 2655 | Sell | 01.10.2018 16:51:00 | 114.041 | 0.01 | 01.10.2018 17:31:00 | 114.01 | \$ 31.0 |
| 2657 | Sell | 01.10.2018 19:06:00 | 114.01 | 0.02 | 01.10.2018 19:35:00 | 113.989 | \$ 42.0 |
| 2658 | Sell | 01.10.2018 23:31:00 | 114.061 | 0.01 | 01.10.2018 23:37:00 | 114.041 | \$ 20.0 |
| 3322 | Sell | 01.10.2018 23:31:00 | 114.061 | 0.03 | 02.10.2018 05:59:00 | 113.916 | \$ 405.51 |
| 3321 | Sell | 01.10.2018 23:13:00 | 114.013 | 0.05 | 02.10.2018 05:59:00 | 113.916 | \$ 435.85 |
| 3320 | Sell | 01.10.2018 19:06:00 | 114.01 | 0.05 | 02.10.2018 05:59:00 | 113.916 | \$ 420.85 |
| 3319 | Sell | 01.10.2018 16:52:00 | 114.027 | 0.05 | 02.10.2018 05:59:00 | 113.916 | \$ 505.85 |
| 3318 | Sell | 01.10.2018 16:51:00 | 114.041 | 0.03 | 02.10.2018 05:59:00 | 113.916 | \$ 345.51 |
| 3317 | Sell | 01.10.2018 09:55:00 | 113.893 | 0.03 | 02.10.2018 05:59:00 | 113.916 | \$ -98.49 |
| 3316 | Sell | 01.10.2018 08:14:00 | 113.799 | 0.03 | 02.10.2018 05:59:00 | 113.916 | \$ -380.49 |
| 3315 | Sell | 29.09.2018 02:16:00 | 113.56 | 0.03 | 02.10.2018 05:59:00 | 113.916 | \$ -1126.98 |
| 3323 | Buy | 02.10.2018 10:15:00 | 113.864 | 0.01 | 02.10.2018 10:30:00 | 113.892 | \$ 28.0 |
| 3324 | Buy | 02.10.2018 15:14:00 | 113.792 | 0.01 | 02.10.2018 15:45:00 | 113.818 | \$ 26.0 |
| 2298 | Buy | 02.10.2018 16:00:00 | 113.758 | 0.01 | 02.10.2018 16:54:00 | 113.778 | \$ 20.0 |
| 2659 | Buy | 02.10.2018 16:00:00 | 113.758 | 0.01 | 02.10.2018 16:54:00 | 113.778 | \$ 20.0 |
| 2297 | Sell | 01.10.2018 23:31:00 | 114.061 | 0.01 | 02.10.2018 17:50:00 | 113.645 | \$ 406.17 |
| 2296 | Sell | 01.10.2018 19:06:00 | 114.01 | 0.01 | 02.10.2018 17:50:00 | 113.645 | \$ 355.17 |
| 2295 | Sell | 01.10.2018 16:51:00 | 114.041 | 0.01 | 02.10.2018 17:50:00 | 113.645 | \$ 386.17 |
| 2294 | Sell | 01.10.2018 09:55:00 | 113.893 | 0.01 | 02.10.2018 17:50:00 | 113.645 | \$ 238.17 |
| 2293 | Sell | 01.10.2018 08:14:00 | 113.799 | 0.01 | 02.10.2018 17:50:00 | 113.645 | \$ 144.17 |
| 2292 | Sell | 28.09.2018 14:14:00 | 113.608 | 0.01 | 02.10.2018 17:50:00 | 113.645 | \$ -56.66 |
| 2291 | Sell | 28.09.2018 09:45:00 | 113.437 | 0.01 | 02.10.2018 17:50:00 | 113.645 | \$ -227.66 |
| 2290 | Sell | 27.09.2018 23:40:00 | 113.141 | 0.01 | 02.10.2018 17:50:00 | 113.645 | \$ -533.49 |
| 2289 | Sell | 27.09.2018 22:00:00 | 113.004 | 0.01 | 02.10.2018 17:50:00 | 113.645 | \$ -670.49 |
| 2299 | Buy | 02.10.2018 17:46:00 | 113.693 | 0.01 | 02.10.2018 18:38:00 | 113.714 | \$ 21.0 |
| 2660 | Buy | 02.10.2018 17:46:00 | 113.693 | 0.01 | 02.10.2018 18:38:00 | 113.714 | \$ 21.0 |
| 3325 | Buy | 02.10.2018 17:30:00 | 113.74 | 0.01 | 02.10.2018 19:09:00 | 113.767 | \$ 27.0 |
| 3326 | Buy | 02.10.2018 23:19:00 | 113.691 | 0.01 | 02.10.2018 23:50:00 | 113.717 | \$ 26.0 |
| 2300 | Buy | 03.10.2018 00:00:00 | 113.664 | 0.01 | 03.10.2018 00:07:00 | 113.685 | \$ 21.0 |
| 2661 | Buy | 03.10.2018 00:00:00 | 113.664 | 0.01 | 03.10.2018 00:07:00 | 113.685 | \$ 21.0 |
| 2301 | Buy | 03.10.2018 10:21:00 | 113.56 | 0.01 | 03.10.2018 10:53:00 | 113.583 | \$ 23.0 |
| 2662 | Buy | 03.10.2018 10:21:00 | 113.56 | 0.01 | 03.10.2018 10:53:00 | 113.583 | \$ 23.0 |
| 3328 | Buy | 03.10.2018 10:21:00 | 113.563 | 0.01 | 03.10.2018 10:57:00 | 113.627 | \$ 64.0 |
| 3327 | Buy | 03.10.2018 08:47:00 | 113.61 | 0.03 | 03.10.2018 10:57:00 | 113.627 | \$ 51.0 |
| 2668 | Sell | 04.10.2018 08:20:00 | 114.514 | 0.02 | 04.10.2018 10:51:00 | 114.342 | \$ 344.0 |
| 2667 | Sell | 04.10.2018 05:24:00 | 114.46 | 0.01 | 04.10.2018 10:51:00 | 114.342 | \$ 118.0 |
| 2666 | Sell | 04.10.2018 05:19:00 | 114.389 | 0.02 | 04.10.2018 10:51:00 | 114.342 | \$ 94.0 |
| 2665 | Sell | 04.10.2018 03:12:00 | 114.427 | 0.01 | 04.10.2018 10:51:00 | 114.342 | \$ 85.0 |
| 2664 | Sell | 04.10.2018 01:07:00 | 114.247 | 0.01 | 04.10.2018 10:51:00 | 114.342 | \$ -95.0 |
| 2663 | Sell | 03.10.2018 23:02:00 | 113.979 | 0.01 | 04.10.2018 10:51:00 | 114.342 | \$ -392.49 |
| 2306 | Sell | 04.10.2018 08:20:00 | 114.514 | 0.01 | 04.10.2018 11:08:00 | 114.289 | \$ 225.0 |
| 2305 | Sell | 04.10.2018 05:19:00 | 114.389 | 0.01 | 04.10.2018 11:08:00 | 114.289 | \$ 100.0 |
| 2304 | Sell | 04.10.2018 03:12:00 | 114.427 | 0.01 | 04.10.2018 11:08:00 | 114.289 | \$ 138.0 |
| 2303 | Sell | 04.10.2018 01:07:00 | 114.247 | 0.01 | 04.10.2018 11:08:00 | 114.289 | \$ -42.0 |
| 2302 | Sell | 03.10.2018 23:02:00 | 113.979 | 0.01 | 04.10.2018 11:08:00 | 114.289 | \$ -339.49 |
| 3338 | Sell | 04.10.2018 17:26:00 | 114.371 | 0.05 | 04.10.2018 20:53:00 | 114.202 | \$ 845.0 |
| 3337 | Sell | 04.10.2018 08:20:00 | 114.514 | 0.05 | 04.10.2018 20:53:00 | 114.202 | \$ 1560.0 |
| 3336 | Sell | 04.10.2018 05:24:00 | 114.46 | 0.03 | 04.10.2018 20:53:00 | 114.202 | \$ 774.0 |
| 3335 | Sell | 04.10.2018 05:19:00 | 114.389 | 0.05 | 04.10.2018 20:53:00 | 114.202 | \$ 935.0 |
| 3334 | Sell | 04.10.2018 03:12:00 | 114.427 | 0.03 | 04.10.2018 20:53:00 | 114.202 | \$ 675.0 |
| 3333 | Sell | 04.10.2018 01:07:00 | 114.247 | 0.03 | 04.10.2018 20:53:00 | 114.202 | \$ 135.0 |
| 3332 | Sell | 03.10.2018 23:02:00 | 113.979 | 0.03 | 04.10.2018 20:53:00 | 114.202 | \$ -757.47 |
| 3331 | Sell | 03.10.2018 21:20:00 | 113.883 | 0.03 | 04.10.2018 20:53:00 | 114.202 | \$ -1045.47 |
| 3330 | Sell | 03.10.2018 16:55:00 | 113.849 | 0.03 | 04.10.2018 20:53:00 | 114.202 | \$ -1147.47 |
| 3329 | Sell | 03.10.2018 15:04:00 | 113.767 | 0.03 | 04.10.2018 20:53:00 | 114.202 | \$ -1393.47 |
| 3339 | Buy | 04.10.2018 20:54:00 | 114.16 | 0.01 | 04.10.2018 20:54:00 | 114.187 | \$ 27.0 |
| 2307 | Buy | 04.10.2018 22:10:00 | 114.084 | 0.01 | 04.10.2018 22:17:00 | 114.105 | \$ 21.0 |

| | | | | | | | |
|------|------|---------------------|---------|------|---------------------|---------|------------|
| 2669 | Buy | 04.10.2018 22:10:00 | 114.084 | 0.01 | 04.10.2018 22:17:00 | 114.105 | \$ 21.0 |
| 2308 | Buy | 04.10.2018 23:53:00 | 113.7 | 0.01 | 05.10.2018 00:01:00 | 113.722 | \$ 25.97 |
| 2670 | Buy | 04.10.2018 23:53:00 | 113.7 | 0.01 | 05.10.2018 00:01:00 | 113.722 | \$ 25.97 |
| 2309 | Buy | 05.10.2018 04:35:00 | 113.802 | 0.01 | 05.10.2018 04:42:00 | 113.823 | \$ 21.0 |
| 2671 | Buy | 05.10.2018 04:35:00 | 113.802 | 0.02 | 05.10.2018 04:42:00 | 113.823 | \$ 42.0 |
| 3342 | Buy | 05.10.2018 04:35:00 | 113.802 | 0.03 | 05.10.2018 05:01:00 | 113.87 | \$ 204.0 |
| 3341 | Buy | 05.10.2018 01:05:00 | 113.741 | 0.01 | 05.10.2018 05:01:00 | 113.87 | \$ 129.0 |
| 3340 | Buy | 04.10.2018 22:35:00 | 114.077 | 0.01 | 05.10.2018 05:01:00 | 113.87 | \$ -203.03 |
| 3343 | Buy | 05.10.2018 11:12:00 | 113.902 | 0.03 | 05.10.2018 11:45:00 | 113.929 | \$ 81.0 |
| 3345 | Buy | 05.10.2018 14:47:00 | 113.903 | 0.03 | 05.10.2018 15:10:00 | 113.921 | \$ 54.0 |
| 3344 | Buy | 05.10.2018 14:45:00 | 113.871 | 0.01 | 05.10.2018 15:10:00 | 113.921 | \$ 50.0 |
| 3346 | Buy | 05.10.2018 16:28:00 | 113.826 | 0.01 | 05.10.2018 16:38:00 | 113.852 | \$ 26.0 |
| 3347 | Sell | 05.10.2018 21:36:00 | 114.042 | 0.03 | 05.10.2018 21:37:00 | 114.016 | \$ 78.0 |
| 3348 | Buy | 05.10.2018 21:55:00 | 113.836 | 0.01 | 05.10.2018 22:21:00 | 113.862 | \$ 26.0 |
| 2310 | Buy | 05.10.2018 23:00:00 | 113.732 | 0.01 | 05.10.2018 23:01:00 | 113.753 | \$ 21.0 |
| 2672 | Buy | 05.10.2018 23:00:00 | 113.732 | 0.01 | 05.10.2018 23:01:00 | 113.753 | \$ 21.0 |
| 3349 | Buy | 05.10.2018 23:51:00 | 113.748 | 0.01 | 05.10.2018 23:57:00 | 113.774 | \$ 26.0 |
| 2311 | Buy | 06.10.2018 00:47:00 | 113.639 | 0.01 | 06.10.2018 01:10:00 | 113.659 | \$ 20.0 |
| 2673 | Buy | 06.10.2018 00:47:00 | 113.639 | 0.01 | 06.10.2018 01:10:00 | 113.659 | \$ 20.0 |
| 3350 | Buy | 06.10.2018 01:40:00 | 113.623 | 0.01 | 06.10.2018 01:54:00 | 113.649 | \$ 26.0 |
| 3351 | Buy | 08.10.2018 07:37:00 | 113.67 | 0.03 | 08.10.2018 07:56:00 | 113.697 | \$ 81.0 |
| 3352 | Sell | 08.10.2018 10:07:00 | 113.878 | 0.03 | 08.10.2018 10:59:00 | 113.853 | \$ 75.0 |
| 2315 | Buy | 09.10.2018 01:48:00 | 112.975 | 0.01 | 09.10.2018 05:43:00 | 113.235 | \$ 260.0 |
| 2314 | Buy | 08.10.2018 23:53:00 | 113.11 | 0.01 | 09.10.2018 05:43:00 | 113.235 | \$ 128.97 |
| 2313 | Buy | 08.10.2018 22:06:00 | 113.323 | 0.01 | 09.10.2018 05:43:00 | 113.235 | \$ -84.03 |
| 2312 | Buy | 08.10.2018 17:35:00 | 113.447 | 0.01 | 09.10.2018 05:43:00 | 113.235 | \$ -208.03 |
| 2316 | Buy | 09.10.2018 08:02:00 | 113.109 | 0.01 | 09.10.2018 08:45:00 | 113.129 | \$ 20.0 |
| 2317 | Buy | 09.10.2018 10:04:00 | 113.018 | 0.01 | 09.10.2018 10:18:00 | 113.039 | \$ 21.0 |
| 2680 | Buy | 09.10.2018 09:26:00 | 113.019 | 0.01 | 09.10.2018 11:28:00 | 113.212 | \$ 193.0 |
| 2679 | Buy | 09.10.2018 08:02:00 | 113.109 | 0.02 | 09.10.2018 11:28:00 | 113.212 | \$ 206.0 |
| 2678 | Buy | 09.10.2018 01:48:00 | 112.975 | 0.01 | 09.10.2018 11:28:00 | 113.212 | \$ 237.0 |
| 2677 | Buy | 08.10.2018 23:53:00 | 113.11 | 0.01 | 09.10.2018 11:28:00 | 113.212 | \$ 105.97 |
| 2676 | Buy | 08.10.2018 22:06:00 | 113.313 | 0.01 | 09.10.2018 11:28:00 | 113.212 | \$ -97.03 |
| 2675 | Buy | 08.10.2018 22:06:00 | 113.323 | 0.02 | 09.10.2018 11:28:00 | 113.212 | \$ -214.06 |
| 2674 | Buy | 08.10.2018 17:35:00 | 113.447 | 0.01 | 09.10.2018 11:28:00 | 113.212 | \$ -231.03 |
| 3358 | Buy | 09.10.2018 10:04:00 | 113.018 | 0.01 | 09.10.2018 16:00:00 | 113.291 | \$ 273.0 |
| 3357 | Buy | 09.10.2018 01:48:00 | 112.975 | 0.01 | 09.10.2018 16:00:00 | 113.291 | \$ 316.0 |
| 3356 | Buy | 08.10.2018 23:53:00 | 113.11 | 0.01 | 09.10.2018 16:00:00 | 113.291 | \$ 184.97 |
| 3355 | Buy | 08.10.2018 22:06:00 | 113.313 | 0.01 | 09.10.2018 16:00:00 | 113.291 | \$ -18.03 |
| 3354 | Buy | 08.10.2018 22:06:00 | 113.323 | 0.03 | 09.10.2018 16:00:00 | 113.291 | \$ -84.09 |
| 3353 | Buy | 08.10.2018 17:06:00 | 113.722 | 0.01 | 09.10.2018 16:00:00 | 113.291 | \$ -427.03 |
| 3359 | Sell | 09.10.2018 16:00:00 | 113.276 | 0.03 | 09.10.2018 17:02:00 | 113.249 | \$ 81.0 |
| 3360 | Buy | 09.10.2018 19:02:00 | 113.086 | 0.01 | 09.10.2018 19:16:00 | 113.113 | \$ 27.0 |
| 3361 | Sell | 09.10.2018 22:00:00 | 113.318 | 0.03 | 09.10.2018 22:00:00 | 113.288 | \$ 90.0 |
| 3362 | Buy | 10.10.2018 00:09:00 | 113.062 | 0.01 | 10.10.2018 00:27:00 | 113.087 | \$ 25.0 |
| 2318 | Buy | 10.10.2018 04:24:00 | 112.968 | 0.01 | 10.10.2018 05:14:00 | 112.99 | \$ 22.0 |
| 2681 | Buy | 10.10.2018 04:24:00 | 112.968 | 0.01 | 10.10.2018 05:14:00 | 112.99 | \$ 22.0 |
| 3364 | Buy | 10.10.2018 04:22:00 | 112.994 | 0.01 | 10.10.2018 09:49:00 | 113.043 | \$ 49.0 |
| 3363 | Buy | 10.10.2018 02:04:00 | 113.041 | 0.01 | 10.10.2018 09:49:00 | 113.043 | \$ 2.0 |
| 2319 | Sell | 10.10.2018 20:20:00 | 113.27 | 0.01 | 10.10.2018 20:35:00 | 113.248 | \$ 22.0 |
| 2682 | Sell | 10.10.2018 20:20:00 | 113.27 | 0.01 | 10.10.2018 20:35:00 | 113.248 | \$ 22.0 |
| 3366 | Sell | 10.10.2018 20:20:00 | 113.27 | 0.03 | 10.10.2018 22:24:00 | 113.184 | \$ 258.0 |
| 3365 | Sell | 10.10.2018 17:24:00 | 113.149 | 0.03 | 10.10.2018 22:24:00 | 113.184 | \$ -105.0 |
| 2320 | Buy | 10.10.2018 23:41:00 | 112.759 | 0.01 | 10.10.2018 23:43:00 | 112.78 | \$ 21.0 |
| 2683 | Buy | 10.10.2018 23:41:00 | 112.759 | 0.01 | 10.10.2018 23:43:00 | 112.78 | \$ 21.0 |
| 2321 | Buy | 11.10.2018 02:02:00 | 112.682 | 0.01 | 11.10.2018 02:11:00 | 112.704 | \$ 22.0 |
| 2684 | Buy | 11.10.2018 02:02:00 | 112.682 | 0.01 | 11.10.2018 02:11:00 | 112.704 | \$ 22.0 |
| 2322 | Buy | 11.10.2018 04:09:00 | 112.534 | 0.01 | 11.10.2018 04:29:00 | 112.557 | \$ 23.0 |
| 2685 | Buy | 11.10.2018 04:09:00 | 112.534 | 0.01 | 11.10.2018 04:29:00 | 112.557 | \$ 23.0 |
| 1426 | Buy | 11.10.2018 06:17:00 | 112.135 | 0.02 | 11.10.2018 06:18:00 | 112.179 | \$ 88.0 |

| | | | | | | | |
|------|------|---------------------|---------|------|---------------------|---------|------------|
| 1425 | Buy | 11.10.2018 06:12:00 | 112.178 | 0.02 | 11.10.2018 06:18:00 | 112.179 | \$ 2.0 |
| 2323 | Buy | 11.10.2018 05:59:00 | 112.265 | 0.01 | 11.10.2018 07:05:00 | 112.287 | \$ 22.0 |
| 2686 | Buy | 11.10.2018 05:59:00 | 112.265 | 0.01 | 11.10.2018 07:05:00 | 112.287 | \$ 22.0 |
| 2324 | Buy | 11.10.2018 08:37:00 | 112.194 | 0.01 | 11.10.2018 09:31:00 | 112.216 | \$ 22.0 |
| 2687 | Buy | 11.10.2018 08:37:00 | 112.194 | 0.01 | 11.10.2018 09:31:00 | 112.216 | \$ 22.0 |
| 1427 | Buy | 11.10.2018 10:57:00 | 112.015 | 0.02 | 11.10.2018 10:59:00 | 112.036 | \$ 42.0 |
| 2689 | Buy | 11.10.2018 10:56:00 | 112.04 | 0.01 | 11.10.2018 11:17:00 | 112.149 | \$ 109.0 |
| 2688 | Buy | 11.10.2018 10:47:00 | 112.172 | 0.02 | 11.10.2018 11:17:00 | 112.149 | \$ -46.0 |
| 2325 | Buy | 11.10.2018 10:47:00 | 112.172 | 0.01 | 11.10.2018 11:24:00 | 112.194 | \$ 22.0 |
| 2326 | Buy | 11.10.2018 14:22:00 | 112.139 | 0.01 | 11.10.2018 14:39:00 | 112.159 | \$ 20.0 |
| 2690 | Buy | 11.10.2018 14:22:00 | 112.139 | 0.02 | 11.10.2018 14:39:00 | 112.159 | \$ 40.0 |
| 2327 | Buy | 11.10.2018 17:01:00 | 112.208 | 0.01 | 11.10.2018 17:02:00 | 112.231 | \$ 23.0 |
| 2691 | Buy | 11.10.2018 17:01:00 | 112.208 | 0.02 | 11.10.2018 17:02:00 | 112.231 | \$ 46.0 |
| 2328 | Buy | 11.10.2018 18:41:00 | 112.235 | 0.01 | 11.10.2018 18:42:00 | 112.256 | \$ 21.0 |
| 2692 | Buy | 11.10.2018 18:41:00 | 112.235 | 0.02 | 11.10.2018 18:42:00 | 112.256 | \$ 42.0 |
| 3374 | Buy | 11.10.2018 19:16:00 | 112.169 | 0.03 | 11.10.2018 20:52:00 | 112.333 | \$ 492.0 |
| 3373 | Buy | 11.10.2018 10:56:00 | 112.04 | 0.01 | 11.10.2018 20:52:00 | 112.333 | \$ 293.0 |
| 3372 | Buy | 11.10.2018 10:47:00 | 112.172 | 0.03 | 11.10.2018 20:52:00 | 112.333 | \$ 483.0 |
| 3371 | Buy | 11.10.2018 08:37:00 | 112.194 | 0.01 | 11.10.2018 20:52:00 | 112.333 | \$ 139.0 |
| 3370 | Buy | 11.10.2018 05:59:00 | 112.265 | 0.01 | 11.10.2018 20:52:00 | 112.333 | \$ 68.0 |
| 3369 | Buy | 11.10.2018 04:09:00 | 112.534 | 0.01 | 11.10.2018 20:52:00 | 112.333 | \$ -201.0 |
| 3368 | Buy | 11.10.2018 02:02:00 | 112.682 | 0.01 | 11.10.2018 20:52:00 | 112.333 | \$ -349.0 |
| 3367 | Buy | 10.10.2018 23:00:00 | 112.933 | 0.01 | 11.10.2018 20:52:00 | 112.333 | \$ -588.09 |
| 3375 | Buy | 11.10.2018 21:47:00 | 112.118 | 0.01 | 11.10.2018 21:49:00 | 112.145 | \$ 27.0 |
| 3376 | Sell | 11.10.2018 22:49:00 | 112.431 | 0.03 | 11.10.2018 23:18:00 | 112.405 | \$ 78.0 |
| 3377 | Buy | 12.10.2018 02:04:00 | 112.223 | 0.01 | 12.10.2018 02:14:00 | 112.248 | \$ 25.0 |
| 3378 | Buy | 12.10.2018 03:44:00 | 111.909 | 0.01 | 12.10.2018 03:48:00 | 111.935 | \$ 26.0 |
| 2329 | Buy | 12.10.2018 03:35:00 | 112.041 | 0.01 | 12.10.2018 04:14:00 | 112.061 | \$ 20.0 |
| 2693 | Buy | 12.10.2018 03:35:00 | 112.041 | 0.01 | 12.10.2018 04:14:00 | 112.061 | \$ 20.0 |
| 2330 | Buy | 12.10.2018 07:22:00 | 112.067 | 0.01 | 12.10.2018 07:58:00 | 112.089 | \$ 22.0 |
| 2694 | Buy | 12.10.2018 07:22:00 | 112.067 | 0.02 | 12.10.2018 07:58:00 | 112.089 | \$ 44.0 |
| 2331 | Sell | 12.10.2018 14:15:00 | 112.394 | 0.01 | 12.10.2018 14:50:00 | 112.374 | \$ 20.0 |
| 2695 | Sell | 12.10.2018 14:15:00 | 112.394 | 0.01 | 12.10.2018 14:50:00 | 112.374 | \$ 20.0 |
| 3380 | Sell | 12.10.2018 14:15:00 | 112.394 | 0.03 | 12.10.2018 16:50:00 | 112.332 | \$ 186.0 |
| 3379 | Sell | 12.10.2018 12:20:00 | 112.322 | 0.03 | 12.10.2018 16:50:00 | 112.332 | \$ -30.0 |
| 3381 | Sell | 12.10.2018 22:16:00 | 112.365 | 0.03 | 12.10.2018 22:20:00 | 112.337 | \$ 84.0 |
| 3382 | Buy | 12.10.2018 22:48:00 | 112.187 | 0.01 | 12.10.2018 22:55:00 | 112.214 | \$ 27.0 |
| 2332 | Buy | 13.10.2018 00:43:00 | 112.055 | 0.01 | 13.10.2018 02:24:00 | 112.076 | \$ 21.0 |
| 2696 | Buy | 13.10.2018 00:43:00 | 112.055 | 0.01 | 13.10.2018 02:24:00 | 112.076 | \$ 21.0 |
| 3383 | Buy | 13.10.2018 00:43:00 | 112.055 | 0.01 | 13.10.2018 02:24:00 | 112.082 | \$ 27.0 |
| 2333 | Buy | 13.10.2018 03:10:00 | 111.977 | 0.01 | 13.10.2018 03:18:00 | 111.998 | \$ 21.0 |
| 2697 | Buy | 13.10.2018 03:10:00 | 111.977 | 0.01 | 13.10.2018 03:18:00 | 111.998 | \$ 21.0 |
| 3384 | Buy | 13.10.2018 03:10:00 | 111.977 | 0.01 | 13.10.2018 03:18:00 | 112.003 | \$ 26.0 |
| 3385 | Buy | 15.10.2018 10:02:00 | 111.983 | 0.01 | 15.10.2018 10:09:00 | 112.01 | \$ 27.0 |
| 2334 | Buy | 15.10.2018 15:00:00 | 111.938 | 0.01 | 15.10.2018 15:11:00 | 111.96 | \$ 22.0 |
| 2698 | Buy | 15.10.2018 15:00:00 | 111.938 | 0.01 | 15.10.2018 15:11:00 | 111.96 | \$ 22.0 |
| 2335 | Buy | 15.10.2018 16:40:00 | 111.716 | 0.01 | 15.10.2018 16:41:00 | 111.736 | \$ 20.0 |
| 2699 | Buy | 15.10.2018 16:40:00 | 111.716 | 0.01 | 15.10.2018 16:41:00 | 111.736 | \$ 20.0 |
| 3388 | Buy | 15.10.2018 17:47:00 | 111.694 | 0.01 | 15.10.2018 21:27:00 | 111.888 | \$ 194.0 |
| 3387 | Buy | 15.10.2018 15:51:00 | 111.879 | 0.01 | 15.10.2018 21:27:00 | 111.888 | \$ 9.0 |
| 3386 | Buy | 15.10.2018 14:10:00 | 112.012 | 0.01 | 15.10.2018 21:27:00 | 111.888 | \$ -124.0 |
| 2336 | Buy | 15.10.2018 22:35:00 | 111.816 | 0.01 | 15.10.2018 22:41:00 | 111.837 | \$ 21.0 |
| 2700 | Buy | 15.10.2018 22:35:00 | 111.816 | 0.02 | 15.10.2018 22:41:00 | 111.837 | \$ 42.0 |
| 2701 | Buy | 15.10.2018 23:04:00 | 111.701 | 0.01 | 15.10.2018 23:10:00 | 111.722 | \$ 21.0 |
| 3390 | Buy | 15.10.2018 23:04:00 | 111.701 | 0.01 | 15.10.2018 23:26:00 | 111.771 | \$ 70.0 |
| 3389 | Buy | 15.10.2018 23:00:00 | 111.761 | 0.03 | 15.10.2018 23:26:00 | 111.771 | \$ 30.0 |
| 3391 | Sell | 16.10.2018 10:19:00 | 111.933 | 0.03 | 16.10.2018 10:39:00 | 111.908 | \$ 75.0 |
| 2338 | Sell | 16.10.2018 16:13:00 | 112.135 | 0.01 | 16.10.2018 18:22:00 | 112.077 | \$ 58.0 |
| 2337 | Sell | 16.10.2018 14:01:00 | 112.063 | 0.01 | 16.10.2018 18:22:00 | 112.077 | \$ -14.0 |
| 2703 | Sell | 16.10.2018 16:13:00 | 112.135 | 0.01 | 16.10.2018 18:22:00 | 112.077 | \$ 58.0 |

| | | | | | | | |
|------|------|---------------------|---------|------|---------------------|---------|-----------|
| 2702 | Sell | 16.10.2018 14:01:00 | 112.063 | 0.01 | 16.10.2018 18:22:00 | 112.077 | \$ -14.0 |
| 3393 | Sell | 16.10.2018 16:13:00 | 112.135 | 0.03 | 16.10.2018 18:22:00 | 112.07 | \$ 195.0 |
| 3392 | Sell | 16.10.2018 14:01:00 | 112.063 | 0.03 | 16.10.2018 18:22:00 | 112.07 | \$ -21.0 |
| 2339 | Sell | 16.10.2018 23:03:00 | 112.18 | 0.01 | 17.10.2018 00:22:00 | 112.158 | \$ 12.17 |
| 2704 | Sell | 16.10.2018 23:03:00 | 112.18 | 0.01 | 17.10.2018 00:22:00 | 112.158 | \$ 12.17 |
| 3394 | Sell | 16.10.2018 23:03:00 | 112.18 | 0.03 | 17.10.2018 00:26:00 | 112.153 | \$ 51.51 |
| 2340 | Sell | 17.10.2018 02:47:00 | 112.224 | 0.01 | 17.10.2018 03:56:00 | 112.203 | \$ 21.0 |
| 2706 | Sell | 17.10.2018 02:47:00 | 112.234 | 0.01 | 17.10.2018 03:56:00 | 112.207 | \$ 27.0 |
| 2705 | Sell | 17.10.2018 02:47:00 | 112.224 | 0.02 | 17.10.2018 03:56:00 | 112.207 | \$ 34.0 |
| 3396 | Sell | 17.10.2018 02:47:00 | 112.234 | 0.03 | 17.10.2018 03:57:00 | 112.202 | \$ 96.0 |
| 3395 | Sell | 17.10.2018 02:47:00 | 112.224 | 0.05 | 17.10.2018 03:57:00 | 112.202 | \$ 110.0 |
| 2341 | Sell | 17.10.2018 05:23:00 | 112.297 | 0.01 | 17.10.2018 05:56:00 | 112.274 | \$ 23.0 |
| 2707 | Sell | 17.10.2018 05:23:00 | 112.297 | 0.01 | 17.10.2018 05:56:00 | 112.274 | \$ 23.0 |
| 3397 | Sell | 17.10.2018 05:23:00 | 112.297 | 0.03 | 17.10.2018 05:57:00 | 112.27 | \$ 81.0 |
| 2342 | Sell | 17.10.2018 08:31:00 | 112.373 | 0.01 | 17.10.2018 09:00:00 | 112.352 | \$ 21.0 |
| 2708 | Sell | 17.10.2018 08:31:00 | 112.373 | 0.01 | 17.10.2018 09:00:00 | 112.352 | \$ 21.0 |
| 3398 | Sell | 17.10.2018 08:31:00 | 112.373 | 0.03 | 17.10.2018 09:00:00 | 112.348 | \$ 75.0 |
| 3399 | Buy | 17.10.2018 17:04:00 | 112.193 | 0.01 | 17.10.2018 17:19:00 | 112.219 | \$ 26.0 |
| 3400 | Sell | 17.10.2018 22:18:00 | 112.347 | 0.03 | 17.10.2018 22:24:00 | 112.321 | \$ 78.0 |
| 3401 | Buy | 17.10.2018 22:49:00 | 112.185 | 0.01 | 18.10.2018 01:00:00 | 112.211 | \$ 37.91 |
| 3402 | Sell | 18.10.2018 02:38:00 | 112.371 | 0.03 | 18.10.2018 02:59:00 | 112.343 | \$ 84.0 |
| 2343 | Sell | 18.10.2018 04:00:00 | 112.492 | 0.01 | 18.10.2018 04:03:00 | 112.472 | \$ 20.0 |
| 2709 | Sell | 18.10.2018 04:00:00 | 112.492 | 0.01 | 18.10.2018 04:03:00 | 112.472 | \$ 20.0 |
| 3403 | Sell | 18.10.2018 04:28:00 | 112.557 | 0.03 | 18.10.2018 04:32:00 | 112.529 | \$ 84.0 |
| 2344 | Sell | 18.10.2018 09:45:00 | 112.689 | 0.01 | 18.10.2018 10:00:00 | 112.668 | \$ 21.0 |
| 2711 | Sell | 18.10.2018 09:45:00 | 112.705 | 0.01 | 18.10.2018 10:00:00 | 112.673 | \$ 32.0 |
| 2710 | Sell | 18.10.2018 09:45:00 | 112.689 | 0.02 | 18.10.2018 10:00:00 | 112.673 | \$ 32.0 |
| 3405 | Sell | 18.10.2018 09:45:00 | 112.705 | 0.03 | 18.10.2018 10:00:00 | 112.668 | \$ 111.0 |
| 3404 | Sell | 18.10.2018 09:45:00 | 112.689 | 0.05 | 18.10.2018 10:00:00 | 112.668 | \$ 105.0 |
| 2345 | Buy | 19.10.2018 00:33:00 | 112.175 | 0.01 | 19.10.2018 01:24:00 | 112.196 | \$ 21.0 |
| 2712 | Buy | 19.10.2018 00:33:00 | 112.175 | 0.01 | 19.10.2018 01:24:00 | 112.196 | \$ 21.0 |
| 2346 | Buy | 19.10.2018 02:14:00 | 112.137 | 0.01 | 19.10.2018 02:16:00 | 112.159 | \$ 22.0 |
| 2713 | Buy | 19.10.2018 02:14:00 | 112.137 | 0.01 | 19.10.2018 02:16:00 | 112.159 | \$ 22.0 |
| 2347 | Buy | 19.10.2018 05:33:00 | 112.156 | 0.01 | 19.10.2018 05:54:00 | 112.178 | \$ 22.0 |
| 2714 | Buy | 19.10.2018 05:33:00 | 112.156 | 0.02 | 19.10.2018 05:54:00 | 112.178 | \$ 44.0 |
| 2348 | Buy | 19.10.2018 07:55:00 | 112.165 | 0.01 | 19.10.2018 07:58:00 | 112.188 | \$ 23.0 |
| 2715 | Buy | 19.10.2018 07:55:00 | 112.165 | 0.02 | 19.10.2018 07:58:00 | 112.188 | \$ 46.0 |
| 3408 | Buy | 19.10.2018 05:33:00 | 112.144 | 0.03 | 19.10.2018 09:03:00 | 112.232 | \$ 264.0 |
| 3407 | Buy | 19.10.2018 02:14:00 | 112.137 | 0.01 | 19.10.2018 09:03:00 | 112.232 | \$ 95.0 |
| 3406 | Buy | 19.10.2018 00:03:00 | 112.454 | 0.01 | 19.10.2018 09:03:00 | 112.232 | \$ -222.0 |
| 3409 | Sell | 19.10.2018 11:31:00 | 112.41 | 0.03 | 19.10.2018 12:13:00 | 112.384 | \$ 78.0 |
| 2349 | Sell | 19.10.2018 16:12:00 | 112.529 | 0.01 | 19.10.2018 16:19:00 | 112.508 | \$ 21.0 |
| 2716 | Sell | 19.10.2018 16:12:00 | 112.529 | 0.01 | 19.10.2018 16:19:00 | 112.508 | \$ 21.0 |
| 3411 | Sell | 19.10.2018 16:12:00 | 112.527 | 0.03 | 19.10.2018 16:25:00 | 112.457 | \$ 210.0 |
| 3410 | Sell | 19.10.2018 14:16:00 | 112.444 | 0.03 | 19.10.2018 16:25:00 | 112.457 | \$ -39.0 |
| 2350 | Sell | 19.10.2018 22:45:00 | 112.611 | 0.01 | 19.10.2018 22:47:00 | 112.589 | \$ 22.0 |
| 2717 | Sell | 19.10.2018 22:45:00 | 112.611 | 0.01 | 19.10.2018 22:47:00 | 112.589 | \$ 22.0 |
| 3412 | Sell | 19.10.2018 22:40:00 | 112.504 | 0.03 | 19.10.2018 23:42:00 | 112.479 | \$ 75.0 |
| 3413 | Sell | 20.10.2018 01:05:00 | 112.552 | 0.03 | 20.10.2018 01:09:00 | 112.527 | \$ 75.0 |
| 3414 | Sell | 20.10.2018 03:54:00 | 112.59 | 0.03 | 20.10.2018 04:04:00 | 112.564 | \$ 78.0 |
| 2351 | Sell | 22.10.2018 15:06:00 | 112.702 | 0.01 | 22.10.2018 15:10:00 | 112.681 | \$ 21.0 |
| 2718 | Sell | 22.10.2018 15:06:00 | 112.702 | 0.01 | 22.10.2018 15:10:00 | 112.681 | \$ 21.0 |
| 2352 | Sell | 22.10.2018 18:05:00 | 112.804 | 0.01 | 22.10.2018 21:20:00 | 112.782 | \$ 22.0 |
| 2719 | Sell | 22.10.2018 18:05:00 | 112.804 | 0.01 | 22.10.2018 21:20:00 | 112.782 | \$ 22.0 |
| 2353 | Sell | 22.10.2018 22:35:00 | 112.832 | 0.01 | 22.10.2018 22:35:00 | 112.808 | \$ 24.0 |
| 2720 | Sell | 22.10.2018 22:35:00 | 112.832 | 0.02 | 22.10.2018 22:35:00 | 112.808 | \$ 48.0 |
| 3418 | Sell | 22.10.2018 22:35:00 | 112.832 | 0.05 | 22.10.2018 22:56:00 | 112.719 | \$ 565.0 |
| 3417 | Sell | 22.10.2018 18:05:00 | 112.804 | 0.03 | 22.10.2018 22:56:00 | 112.719 | \$ 255.0 |
| 3416 | Sell | 22.10.2018 15:06:00 | 112.702 | 0.03 | 22.10.2018 22:56:00 | 112.719 | \$ -51.0 |
| 3415 | Sell | 22.10.2018 11:42:00 | 112.584 | 0.03 | 22.10.2018 22:56:00 | 112.719 | \$ -405.0 |

| | | | | | | | |
|------|------|---------------------|---------|------|---------------------|---------|------------|
| 2721 | Sell | 23.10.2018 00:00:00 | 112.869 | 0.01 | 23.10.2018 00:07:00 | 112.847 | \$ 22.0 |
| 3419 | Sell | 23.10.2018 00:00:00 | 112.869 | 0.03 | 23.10.2018 00:09:00 | 112.844 | \$ 75.0 |
| 2354 | Buy | 23.10.2018 12:20:00 | 112.544 | 0.01 | 23.10.2018 12:53:00 | 112.568 | \$ 24.0 |
| 2722 | Buy | 23.10.2018 12:20:00 | 112.544 | 0.01 | 23.10.2018 12:53:00 | 112.568 | \$ 24.0 |
| 2727 | Buy | 23.10.2018 22:56:00 | 112.111 | 0.01 | 24.10.2018 03:23:00 | 112.304 | \$ 196.97 |
| 2726 | Buy | 23.10.2018 20:45:00 | 112.206 | 0.01 | 24.10.2018 03:23:00 | 112.304 | \$ 101.97 |
| 2725 | Buy | 23.10.2018 20:39:00 | 112.254 | 0.02 | 24.10.2018 03:23:00 | 112.304 | \$ 107.94 |
| 2724 | Buy | 23.10.2018 16:58:00 | 112.357 | 0.01 | 24.10.2018 03:23:00 | 112.304 | \$ -49.03 |
| 2723 | Buy | 23.10.2018 14:42:00 | 112.512 | 0.01 | 24.10.2018 03:23:00 | 112.304 | \$ -204.03 |
| 2358 | Buy | 23.10.2018 22:21:00 | 112.068 | 0.01 | 24.10.2018 03:24:00 | 112.319 | \$ 254.97 |
| 2357 | Buy | 23.10.2018 20:39:00 | 112.254 | 0.01 | 24.10.2018 03:24:00 | 112.319 | \$ 68.97 |
| 2356 | Buy | 23.10.2018 16:58:00 | 112.357 | 0.01 | 24.10.2018 03:24:00 | 112.319 | \$ -34.03 |
| 2355 | Buy | 23.10.2018 14:42:00 | 112.512 | 0.01 | 24.10.2018 03:24:00 | 112.319 | \$ -189.03 |
| 3426 | Buy | 23.10.2018 22:56:00 | 112.111 | 0.01 | 24.10.2018 03:32:00 | 112.379 | \$ 271.97 |
| 3425 | Buy | 23.10.2018 20:45:00 | 112.206 | 0.01 | 24.10.2018 03:32:00 | 112.379 | \$ 176.97 |
| 3424 | Buy | 23.10.2018 20:39:00 | 112.254 | 0.03 | 24.10.2018 03:32:00 | 112.379 | \$ 386.91 |
| 3423 | Buy | 23.10.2018 16:58:00 | 112.357 | 0.01 | 24.10.2018 03:32:00 | 112.379 | \$ 25.97 |
| 3422 | Buy | 23.10.2018 14:42:00 | 112.512 | 0.01 | 24.10.2018 03:32:00 | 112.379 | \$ -129.03 |
| 3421 | Buy | 23.10.2018 12:31:00 | 112.542 | 0.01 | 24.10.2018 03:32:00 | 112.379 | \$ -159.03 |
| 3420 | Buy | 23.10.2018 10:51:00 | 112.682 | 0.01 | 24.10.2018 03:32:00 | 112.379 | \$ -299.03 |
| 2360 | Sell | 24.10.2018 13:55:00 | 112.629 | 0.01 | 24.10.2018 14:28:00 | 112.576 | \$ 53.0 |
| 2359 | Sell | 24.10.2018 12:07:00 | 112.567 | 0.01 | 24.10.2018 14:28:00 | 112.576 | \$ -9.0 |
| 2729 | Sell | 24.10.2018 13:55:00 | 112.629 | 0.01 | 24.10.2018 14:28:00 | 112.576 | \$ 53.0 |
| 2728 | Sell | 24.10.2018 12:07:00 | 112.567 | 0.01 | 24.10.2018 14:28:00 | 112.576 | \$ -9.0 |
| 3428 | Sell | 24.10.2018 13:55:00 | 112.629 | 0.03 | 24.10.2018 15:34:00 | 112.535 | \$ 282.0 |
| 3427 | Sell | 24.10.2018 10:38:00 | 112.495 | 0.03 | 24.10.2018 15:34:00 | 112.535 | \$ -120.0 |
| 2361 | Sell | 24.10.2018 21:00:00 | 112.72 | 0.01 | 24.10.2018 21:26:00 | 112.699 | \$ 21.0 |
| 2730 | Sell | 24.10.2018 21:00:00 | 112.72 | 0.01 | 24.10.2018 21:26:00 | 112.699 | \$ 21.0 |
| 3429 | Sell | 24.10.2018 21:00:00 | 112.72 | 0.03 | 24.10.2018 21:27:00 | 112.693 | \$ 81.0 |
| 3430 | Buy | 25.10.2018 02:32:00 | 112.439 | 0.01 | 25.10.2018 02:33:00 | 112.466 | \$ 27.0 |
| 2365 | Buy | 25.10.2018 10:14:00 | 111.916 | 0.01 | 25.10.2018 11:24:00 | 112.137 | \$ 221.0 |
| 2364 | Buy | 25.10.2018 07:45:00 | 112.062 | 0.01 | 25.10.2018 11:24:00 | 112.137 | \$ 75.0 |
| 2363 | Buy | 25.10.2018 06:05:00 | 112.165 | 0.01 | 25.10.2018 11:24:00 | 112.137 | \$ -28.0 |
| 2362 | Buy | 25.10.2018 04:21:00 | 112.321 | 0.01 | 25.10.2018 11:24:00 | 112.137 | \$ -184.0 |
| 2734 | Buy | 25.10.2018 10:14:00 | 111.916 | 0.01 | 25.10.2018 11:24:00 | 112.137 | \$ 221.0 |
| 2733 | Buy | 25.10.2018 07:45:00 | 112.062 | 0.01 | 25.10.2018 11:24:00 | 112.137 | \$ 75.0 |
| 2732 | Buy | 25.10.2018 06:05:00 | 112.165 | 0.01 | 25.10.2018 11:24:00 | 112.137 | \$ -28.0 |
| 2731 | Buy | 25.10.2018 04:21:00 | 112.321 | 0.01 | 25.10.2018 11:24:00 | 112.137 | \$ -184.0 |
| 3434 | Buy | 25.10.2018 10:14:00 | 111.916 | 0.01 | 25.10.2018 11:26:00 | 112.143 | \$ 227.0 |
| 3433 | Buy | 25.10.2018 07:45:00 | 112.062 | 0.01 | 25.10.2018 11:26:00 | 112.143 | \$ 81.0 |
| 3432 | Buy | 25.10.2018 06:05:00 | 112.165 | 0.01 | 25.10.2018 11:26:00 | 112.143 | \$ -22.0 |
| 3431 | Buy | 25.10.2018 04:21:00 | 112.324 | 0.01 | 25.10.2018 11:26:00 | 112.143 | \$ -181.0 |
| 2366 | Buy | 25.10.2018 13:09:00 | 112.05 | 0.01 | 25.10.2018 13:28:00 | 112.074 | \$ 24.0 |
| 2735 | Buy | 25.10.2018 13:09:00 | 112.05 | 0.02 | 25.10.2018 13:28:00 | 112.074 | \$ 48.0 |
| 3436 | Buy | 25.10.2018 15:00:00 | 111.984 | 0.03 | 25.10.2018 15:03:00 | 112.005 | \$ 63.0 |
| 3435 | Buy | 25.10.2018 15:00:00 | 111.961 | 0.01 | 25.10.2018 15:03:00 | 112.005 | \$ 44.0 |
| 2737 | Buy | 25.10.2018 15:00:00 | 111.961 | 0.01 | 25.10.2018 15:17:00 | 112.015 | \$ 54.0 |
| 2736 | Buy | 25.10.2018 14:51:00 | 112.009 | 0.02 | 25.10.2018 15:17:00 | 112.015 | \$ 12.0 |
| 2367 | Buy | 25.10.2018 14:51:00 | 112.009 | 0.01 | 25.10.2018 15:20:00 | 112.031 | \$ 22.0 |
| 3437 | Sell | 25.10.2018 18:55:00 | 112.333 | 0.03 | 25.10.2018 19:14:00 | 112.305 | \$ 84.0 |
| 3438 | Sell | 25.10.2018 20:35:00 | 112.36 | 0.03 | 25.10.2018 20:45:00 | 112.335 | \$ 75.0 |
| 2368 | Sell | 25.10.2018 21:03:00 | 112.401 | 0.01 | 25.10.2018 21:15:00 | 112.379 | \$ 22.0 |
| 2738 | Sell | 25.10.2018 21:03:00 | 112.401 | 0.01 | 25.10.2018 21:15:00 | 112.379 | \$ 22.0 |
| 2371 | Sell | 26.10.2018 02:38:00 | 112.641 | 0.01 | 26.10.2018 04:44:00 | 112.535 | \$ 106.0 |
| 2370 | Sell | 26.10.2018 00:27:00 | 112.627 | 0.01 | 26.10.2018 04:44:00 | 112.535 | \$ 92.0 |
| 2369 | Sell | 25.10.2018 22:47:00 | 112.407 | 0.01 | 26.10.2018 04:44:00 | 112.535 | \$ -137.83 |
| 2741 | Sell | 26.10.2018 02:38:00 | 112.641 | 0.01 | 26.10.2018 04:44:00 | 112.535 | \$ 106.0 |
| 2740 | Sell | 26.10.2018 00:27:00 | 112.627 | 0.01 | 26.10.2018 04:44:00 | 112.535 | \$ 92.0 |
| 2739 | Sell | 25.10.2018 22:47:00 | 112.407 | 0.01 | 26.10.2018 04:44:00 | 112.535 | \$ -137.83 |
| 3441 | Sell | 26.10.2018 02:38:00 | 112.641 | 0.03 | 26.10.2018 05:02:00 | 112.522 | \$ 357.0 |

| | | | | | | | |
|------|------|---------------------|---------|------|---------------------|---------|-------------|
| 3440 | Sell | 26.10.2018 00:25:00 | 112.606 | 0.03 | 26.10.2018 05:02:00 | 112.522 | \$ 252.0 |
| 3439 | Sell | 25.10.2018 22:45:00 | 112.395 | 0.03 | 26.10.2018 05:02:00 | 112.522 | \$ -410.49 |
| 3442 | Buy | 26.10.2018 09:01:00 | 112.341 | 0.01 | 26.10.2018 09:02:00 | 112.366 | \$ 25.0 |
| 3443 | Buy | 26.10.2018 10:42:00 | 112.33 | 0.01 | 26.10.2018 10:50:00 | 112.356 | \$ 26.0 |
| 2372 | Buy | 26.10.2018 12:21:00 | 112.195 | 0.01 | 26.10.2018 13:39:00 | 112.216 | \$ 21.0 |
| 2742 | Buy | 26.10.2018 12:21:00 | 112.195 | 0.01 | 26.10.2018 13:39:00 | 112.216 | \$ 21.0 |
| 3444 | Buy | 26.10.2018 12:22:00 | 112.19 | 0.01 | 26.10.2018 13:39:00 | 112.216 | \$ 26.0 |
| 2373 | Buy | 26.10.2018 14:25:00 | 112.166 | 0.01 | 26.10.2018 15:01:00 | 112.187 | \$ 21.0 |
| 2743 | Buy | 26.10.2018 14:25:00 | 112.166 | 0.01 | 26.10.2018 15:01:00 | 112.187 | \$ 21.0 |
| 3445 | Buy | 26.10.2018 14:25:00 | 112.166 | 0.01 | 26.10.2018 15:01:00 | 112.191 | \$ 25.0 |
| 2375 | Buy | 26.10.2018 18:15:00 | 111.97 | 0.01 | 26.10.2018 21:25:00 | 112.078 | \$ 108.0 |
| 2374 | Buy | 26.10.2018 16:17:00 | 112.145 | 0.01 | 26.10.2018 21:25:00 | 112.078 | \$ -67.0 |
| 2745 | Buy | 26.10.2018 18:15:00 | 111.97 | 0.01 | 26.10.2018 21:25:00 | 112.078 | \$ 108.0 |
| 2744 | Buy | 26.10.2018 16:17:00 | 112.145 | 0.01 | 26.10.2018 21:25:00 | 112.078 | \$ -67.0 |
| 3447 | Buy | 26.10.2018 18:15:00 | 111.97 | 0.01 | 26.10.2018 21:27:00 | 112.085 | \$ 115.0 |
| 3446 | Buy | 26.10.2018 16:17:00 | 112.145 | 0.01 | 26.10.2018 21:27:00 | 112.085 | \$ -60.0 |
| 3448 | Buy | 26.10.2018 22:46:00 | 111.927 | 0.03 | 26.10.2018 22:49:00 | 111.955 | \$ 84.0 |
| 1428 | Buy | 27.10.2018 00:00:00 | 111.415 | 0.02 | 27.10.2018 00:00:00 | 111.436 | \$ 42.0 |
| 1429 | Buy | 27.10.2018 00:05:00 | 111.479 | 0.02 | 27.10.2018 00:07:00 | 111.501 | \$ 44.0 |
| 1430 | Buy | 27.10.2018 00:10:00 | 111.494 | 0.02 | 27.10.2018 00:18:00 | 111.516 | \$ 44.0 |
| 2377 | Buy | 27.10.2018 00:00:00 | 111.415 | 0.01 | 27.10.2018 01:19:00 | 111.747 | \$ 332.0 |
| 2376 | Buy | 26.10.2018 22:20:00 | 112.035 | 0.01 | 27.10.2018 01:19:00 | 111.747 | \$ -288.0 |
| 3449 | Buy | 26.10.2018 22:57:00 | 111.824 | 0.01 | 27.10.2018 01:34:00 | 111.849 | \$ 25.0 |
| 2747 | Buy | 26.10.2018 22:57:00 | 111.824 | 0.01 | 27.10.2018 01:47:00 | 111.987 | \$ 163.0 |
| 2746 | Buy | 26.10.2018 22:20:00 | 112.035 | 0.02 | 27.10.2018 01:47:00 | 111.987 | \$ -96.0 |
| 2378 | Buy | 27.10.2018 03:13:00 | 111.879 | 0.01 | 27.10.2018 03:17:00 | 111.9 | \$ 21.0 |
| 2748 | Buy | 27.10.2018 03:13:00 | 111.879 | 0.02 | 27.10.2018 03:17:00 | 111.9 | \$ 42.0 |
| 3450 | Sell | 29.10.2018 16:05:00 | 111.988 | 0.03 | 29.10.2018 16:22:00 | 111.963 | \$ 75.0 |
| 2752 | Sell | 30.10.2018 01:45:00 | 112.529 | 0.01 | 30.10.2018 03:10:00 | 112.4 | \$ 129.0 |
| 2751 | Sell | 30.10.2018 01:45:00 | 112.496 | 0.02 | 30.10.2018 03:10:00 | 112.4 | \$ 192.0 |
| 2750 | Sell | 29.10.2018 22:15:00 | 112.397 | 0.01 | 30.10.2018 03:10:00 | 112.4 | \$ -12.83 |
| 2749 | Sell | 29.10.2018 19:29:00 | 112.191 | 0.01 | 30.10.2018 03:10:00 | 112.4 | \$ -218.83 |
| 2381 | Sell | 30.10.2018 01:45:00 | 112.496 | 0.01 | 30.10.2018 03:16:00 | 112.341 | \$ 155.0 |
| 2380 | Sell | 29.10.2018 22:15:00 | 112.397 | 0.01 | 30.10.2018 03:16:00 | 112.341 | \$ 46.17 |
| 2379 | Sell | 29.10.2018 19:29:00 | 112.191 | 0.01 | 30.10.2018 03:16:00 | 112.341 | \$ -159.83 |
| 3455 | Sell | 30.10.2018 01:45:00 | 112.529 | 0.03 | 30.10.2018 04:04:00 | 112.331 | \$ 594.0 |
| 3454 | Sell | 30.10.2018 01:45:00 | 112.496 | 0.05 | 30.10.2018 04:04:00 | 112.331 | \$ 825.0 |
| 3453 | Sell | 29.10.2018 22:15:00 | 112.397 | 0.03 | 30.10.2018 04:04:00 | 112.331 | \$ 168.51 |
| 3452 | Sell | 29.10.2018 20:25:00 | 112.268 | 0.03 | 30.10.2018 04:04:00 | 112.331 | \$ -218.49 |
| 3451 | Sell | 29.10.2018 18:22:00 | 112.001 | 0.03 | 30.10.2018 04:04:00 | 112.331 | \$ -1019.49 |
| 2382 | Sell | 30.10.2018 10:02:00 | 112.543 | 0.01 | 30.10.2018 10:07:00 | 112.523 | \$ 20.0 |
| 2753 | Sell | 30.10.2018 10:02:00 | 112.543 | 0.01 | 30.10.2018 10:07:00 | 112.523 | \$ 20.0 |
| 2383 | Sell | 30.10.2018 11:42:00 | 112.68 | 0.01 | 30.10.2018 11:51:00 | 112.66 | \$ 20.0 |
| 2754 | Sell | 30.10.2018 11:42:00 | 112.68 | 0.01 | 30.10.2018 11:51:00 | 112.66 | \$ 20.0 |
| 2384 | Sell | 30.10.2018 13:28:00 | 112.728 | 0.01 | 30.10.2018 13:56:00 | 112.707 | \$ 21.0 |
| 2755 | Sell | 30.10.2018 13:28:00 | 112.728 | 0.01 | 30.10.2018 13:56:00 | 112.707 | \$ 21.0 |
| 2385 | Sell | 30.10.2018 16:15:00 | 112.761 | 0.01 | 30.10.2018 18:11:00 | 112.739 | \$ 22.0 |
| 2756 | Sell | 30.10.2018 16:15:00 | 112.761 | 0.01 | 30.10.2018 18:11:00 | 112.739 | \$ 22.0 |
| 2759 | Sell | 30.10.2018 20:48:00 | 112.911 | 0.02 | 30.10.2018 22:01:00 | 112.859 | \$ 104.0 |
| 2758 | Sell | 30.10.2018 20:44:00 | 112.922 | 0.01 | 30.10.2018 22:01:00 | 112.859 | \$ 63.0 |
| 2757 | Sell | 30.10.2018 19:08:00 | 112.832 | 0.02 | 30.10.2018 22:01:00 | 112.859 | \$ -54.0 |
| 2387 | Sell | 30.10.2018 20:48:00 | 112.911 | 0.01 | 30.10.2018 22:03:00 | 112.851 | \$ 60.0 |
| 2386 | Sell | 30.10.2018 19:08:00 | 112.832 | 0.01 | 30.10.2018 22:03:00 | 112.851 | \$ -19.0 |
| 1431 | Sell | 31.10.2018 10:12:00 | 113.328 | 0.02 | 31.10.2018 10:13:00 | 113.307 | \$ 42.0 |
| 2765 | Sell | 31.10.2018 14:17:00 | 113.295 | 0.01 | 31.10.2018 17:07:00 | 113.125 | \$ 170.0 |
| 2764 | Sell | 31.10.2018 12:48:00 | 113.242 | 0.02 | 31.10.2018 17:07:00 | 113.125 | \$ 234.0 |
| 2763 | Sell | 31.10.2018 09:51:00 | 113.189 | 0.01 | 31.10.2018 17:07:00 | 113.125 | \$ 64.0 |
| 2762 | Sell | 31.10.2018 09:15:00 | 113.12 | 0.02 | 31.10.2018 17:07:00 | 113.125 | \$ -10.0 |
| 2761 | Sell | 31.10.2018 05:50:00 | 113.033 | 0.01 | 31.10.2018 17:07:00 | 113.125 | \$ -92.0 |
| 2760 | Sell | 31.10.2018 03:51:00 | 112.925 | 0.01 | 31.10.2018 17:07:00 | 113.125 | \$ -200.0 |

| | | | | | | | |
|------|------|---------------------|---------|------|---------------------|---------|-------------|
| 2391 | Sell | 31.10.2018 12:48:00 | 113.242 | 0.01 | 31.10.2018 17:39:00 | 113.057 | \$ 185.0 |
| 2390 | Sell | 31.10.2018 09:15:00 | 113.12 | 0.01 | 31.10.2018 17:39:00 | 113.057 | \$ 63.0 |
| 2389 | Sell | 31.10.2018 05:50:00 | 113.033 | 0.01 | 31.10.2018 17:39:00 | 113.057 | \$ -24.0 |
| 2388 | Sell | 31.10.2018 03:51:00 | 112.925 | 0.01 | 31.10.2018 17:39:00 | 113.057 | \$ -132.0 |
| 2392 | Sell | 31.10.2018 23:00:00 | 113.362 | 0.01 | 31.10.2018 23:06:00 | 113.339 | \$ 23.0 |
| 2766 | Sell | 31.10.2018 23:00:00 | 113.362 | 0.01 | 31.10.2018 23:06:00 | 113.339 | \$ 23.0 |
| 3472 | Sell | 31.10.2018 23:02:00 | 113.37 | 0.03 | 01.11.2018 00:57:00 | 112.902 | \$ 1315.53 |
| 3471 | Sell | 31.10.2018 21:22:00 | 113.237 | 0.03 | 01.11.2018 00:57:00 | 112.902 | \$ 916.53 |
| 3470 | Sell | 31.10.2018 14:17:00 | 113.295 | 0.03 | 01.11.2018 00:57:00 | 112.902 | \$ 1090.53 |
| 3469 | Sell | 31.10.2018 12:48:00 | 113.242 | 0.05 | 01.11.2018 00:57:00 | 112.902 | \$ 1552.55 |
| 3468 | Sell | 31.10.2018 09:51:00 | 113.189 | 0.03 | 01.11.2018 00:57:00 | 112.902 | \$ 772.53 |
| 3467 | Sell | 31.10.2018 09:15:00 | 113.12 | 0.05 | 01.11.2018 00:57:00 | 112.902 | \$ 942.55 |
| 3466 | Sell | 31.10.2018 05:50:00 | 113.033 | 0.03 | 01.11.2018 00:57:00 | 112.902 | \$ 304.53 |
| 3465 | Sell | 31.10.2018 03:01:00 | 112.85 | 0.05 | 01.11.2018 00:57:00 | 112.902 | \$ -407.45 |
| 3464 | Sell | 31.10.2018 03:00:00 | 112.875 | 0.03 | 01.11.2018 00:57:00 | 112.902 | \$ -169.47 |
| 3463 | Sell | 30.10.2018 20:48:00 | 112.911 | 0.05 | 01.11.2018 00:57:00 | 112.902 | \$ -151.6 |
| 3462 | Sell | 30.10.2018 20:44:00 | 112.922 | 0.03 | 01.11.2018 00:57:00 | 112.902 | \$ -57.96 |
| 3461 | Sell | 30.10.2018 19:08:00 | 112.832 | 0.05 | 01.11.2018 00:57:00 | 112.902 | \$ -546.6 |
| 3460 | Sell | 30.10.2018 16:15:00 | 112.761 | 0.03 | 01.11.2018 00:57:00 | 112.902 | \$ -540.96 |
| 3459 | Sell | 30.10.2018 13:28:00 | 112.728 | 0.03 | 01.11.2018 00:57:00 | 112.902 | \$ -639.96 |
| 3458 | Sell | 30.10.2018 11:33:00 | 112.627 | 0.03 | 01.11.2018 00:57:00 | 112.902 | \$ -942.96 |
| 3457 | Sell | 30.10.2018 09:39:00 | 112.474 | 0.03 | 01.11.2018 00:57:00 | 112.902 | \$ -1401.96 |
| 3456 | Sell | 30.10.2018 09:23:00 | 112.426 | 0.05 | 01.11.2018 00:57:00 | 112.902 | \$ -2576.6 |
| 2393 | Buy | 01.11.2018 01:00:00 | 112.88 | 0.01 | 01.11.2018 01:12:00 | 112.9 | \$ 20.0 |
| 2767 | Buy | 01.11.2018 01:00:00 | 112.88 | 0.01 | 01.11.2018 01:12:00 | 112.9 | \$ 20.0 |
| 3473 | Buy | 01.11.2018 00:56:00 | 112.948 | 0.01 | 01.11.2018 02:12:00 | 112.975 | \$ 27.0 |
| 2394 | Buy | 01.11.2018 04:22:00 | 112.914 | 0.01 | 01.11.2018 04:31:00 | 112.936 | \$ 22.0 |
| 2768 | Buy | 01.11.2018 04:22:00 | 112.914 | 0.01 | 01.11.2018 04:31:00 | 112.936 | \$ 22.0 |
| 2396 | Buy | 01.11.2018 09:55:00 | 112.78 | 0.01 | 01.11.2018 10:22:00 | 112.861 | \$ 81.0 |
| 2395 | Buy | 01.11.2018 08:12:00 | 112.902 | 0.01 | 01.11.2018 10:22:00 | 112.861 | \$ -41.0 |
| 2770 | Buy | 01.11.2018 09:19:00 | 112.828 | 0.01 | 01.11.2018 10:58:00 | 112.898 | \$ 70.0 |
| 2769 | Buy | 01.11.2018 08:12:00 | 112.902 | 0.02 | 01.11.2018 10:58:00 | 112.898 | \$ -8.0 |
| 3476 | Buy | 01.11.2018 09:19:00 | 112.828 | 0.01 | 01.11.2018 10:59:00 | 112.928 | \$ 100.0 |
| 3475 | Buy | 01.11.2018 08:12:00 | 112.902 | 0.03 | 01.11.2018 10:59:00 | 112.928 | \$ 78.0 |
| 3474 | Buy | 01.11.2018 04:10:00 | 112.977 | 0.01 | 01.11.2018 10:59:00 | 112.928 | \$ -49.0 |
| 2772 | Buy | 01.11.2018 13:30:00 | 112.813 | 0.01 | 01.11.2018 13:40:00 | 112.842 | \$ 29.0 |
| 2771 | Buy | 01.11.2018 13:28:00 | 112.826 | 0.02 | 01.11.2018 13:40:00 | 112.842 | \$ 32.0 |
| 3477 | Buy | 01.11.2018 13:30:00 | 112.813 | 0.01 | 01.11.2018 13:40:00 | 112.841 | \$ 28.0 |
| 2397 | Buy | 01.11.2018 13:28:00 | 112.826 | 0.01 | 01.11.2018 13:46:00 | 112.849 | \$ 23.0 |
| 3478 | Buy | 01.11.2018 17:40:00 | 112.853 | 0.03 | 01.11.2018 17:50:00 | 112.878 | \$ 75.0 |
| 2398 | Buy | 01.11.2018 23:00:00 | 112.712 | 0.01 | 01.11.2018 23:10:00 | 112.734 | \$ 22.0 |
| 2773 | Buy | 01.11.2018 23:00:00 | 112.712 | 0.01 | 01.11.2018 23:10:00 | 112.734 | \$ 22.0 |
| 3479 | Buy | 01.11.2018 22:46:00 | 112.782 | 0.01 | 02.11.2018 01:01:00 | 112.809 | \$ 30.97 |
| 2399 | Buy | 02.11.2018 02:04:00 | 112.69 | 0.01 | 02.11.2018 03:50:00 | 112.711 | \$ 21.0 |
| 2774 | Buy | 02.11.2018 02:04:00 | 112.69 | 0.01 | 02.11.2018 03:50:00 | 112.711 | \$ 21.0 |
| 3480 | Buy | 02.11.2018 02:04:00 | 112.69 | 0.01 | 02.11.2018 03:53:00 | 112.716 | \$ 26.0 |
| 2400 | Buy | 02.11.2018 05:35:00 | 112.641 | 0.01 | 02.11.2018 05:37:00 | 112.664 | \$ 23.0 |
| 2775 | Buy | 02.11.2018 05:35:00 | 112.641 | 0.01 | 02.11.2018 05:37:00 | 112.664 | \$ 23.0 |
| 3481 | Buy | 02.11.2018 05:35:00 | 112.641 | 0.01 | 02.11.2018 05:46:00 | 112.668 | \$ 27.0 |
| 2401 | Buy | 02.11.2018 07:15:00 | 112.613 | 0.01 | 02.11.2018 07:41:00 | 112.634 | \$ 21.0 |
| 2776 | Buy | 02.11.2018 07:15:00 | 112.613 | 0.01 | 02.11.2018 07:41:00 | 112.634 | \$ 21.0 |
| 3482 | Buy | 02.11.2018 07:15:00 | 112.613 | 0.01 | 02.11.2018 07:58:00 | 112.639 | \$ 26.0 |
| 2402 | Sell | 02.11.2018 14:00:00 | 113.015 | 0.01 | 02.11.2018 14:02:00 | 112.991 | \$ 24.0 |
| 2777 | Sell | 02.11.2018 14:00:00 | 113.015 | 0.01 | 02.11.2018 14:02:00 | 112.991 | \$ 24.0 |
| 2403 | Sell | 02.11.2018 15:58:00 | 113.049 | 0.01 | 02.11.2018 16:02:00 | 113.027 | \$ 22.0 |
| 2778 | Sell | 02.11.2018 15:58:00 | 113.049 | 0.01 | 02.11.2018 16:02:00 | 113.027 | \$ 22.0 |
| 3484 | Sell | 02.11.2018 15:26:00 | 113.017 | 0.03 | 02.11.2018 17:06:00 | 112.919 | \$ 294.0 |
| 3483 | Sell | 02.11.2018 13:46:00 | 112.879 | 0.03 | 02.11.2018 17:06:00 | 112.919 | \$ -120.0 |
| 3485 | Sell | 02.11.2018 21:31:00 | 112.986 | 0.03 | 02.11.2018 21:43:00 | 112.959 | \$ 81.0 |
| 1434 | Sell | 03.11.2018 01:24:00 | 113.255 | 0.02 | 03.11.2018 01:31:00 | 113.233 | \$ 44.0 |

| | | | | | | | |
|------|------|---------------------|---------|------|---------------------|---------|------------|
| 1433 | Sell | 03.11.2018 01:19:00 | 113.286 | 0.02 | 03.11.2018 01:31:00 | 113.233 | \$ 106.0 |
| 1432 | Sell | 03.11.2018 01:14:00 | 113.22 | 0.02 | 03.11.2018 01:31:00 | 113.233 | \$ -26.0 |
| 2405 | Sell | 03.11.2018 03:30:00 | 113.252 | 0.01 | 05.11.2018 08:29:00 | 113.145 | \$ 97.17 |
| 2404 | Sell | 03.11.2018 00:57:00 | 113.081 | 0.01 | 05.11.2018 08:29:00 | 113.145 | \$ -73.83 |
| 2780 | Sell | 03.11.2018 03:30:00 | 113.252 | 0.01 | 05.11.2018 08:29:00 | 113.145 | \$ 97.17 |
| 2779 | Sell | 03.11.2018 00:57:00 | 113.081 | 0.01 | 05.11.2018 08:29:00 | 113.145 | \$ -73.83 |
| 2406 | Sell | 05.11.2018 14:22:00 | 113.283 | 0.01 | 05.11.2018 14:27:00 | 113.262 | \$ 21.0 |
| 2781 | Sell | 05.11.2018 14:22:00 | 113.283 | 0.01 | 05.11.2018 14:27:00 | 113.262 | \$ 21.0 |
| 3491 | Buy | 06.11.2018 00:11:00 | 113.118 | 0.01 | 06.11.2018 00:31:00 | 113.145 | \$ 27.0 |
| 3492 | Buy | 06.11.2018 04:05:00 | 113.159 | 0.01 | 06.11.2018 04:12:00 | 113.187 | \$ 28.0 |
| 3493 | Sell | 06.11.2018 15:17:00 | 113.408 | 0.03 | 06.11.2018 19:13:00 | 113.13 | \$ 834.0 |
| 3490 | Sell | 05.11.2018 14:19:00 | 113.281 | 0.03 | 06.11.2018 19:13:00 | 113.13 | \$ 423.51 |
| 3489 | Sell | 03.11.2018 04:14:00 | 113.296 | 0.03 | 06.11.2018 19:13:00 | 113.13 | \$ 439.02 |
| 3488 | Sell | 03.11.2018 02:13:00 | 113.203 | 0.03 | 06.11.2018 19:13:00 | 113.13 | \$ 160.02 |
| 3487 | Sell | 03.11.2018 00:06:00 | 112.94 | 0.05 | 06.11.2018 19:13:00 | 113.13 | \$ -1048.3 |
| 3486 | Sell | 03.11.2018 00:00:00 | 112.95 | 0.03 | 06.11.2018 19:13:00 | 113.13 | \$ -598.98 |
| 3494 | Buy | 06.11.2018 19:14:00 | 113.142 | 0.01 | 06.11.2018 19:19:00 | 113.168 | \$ 26.0 |
| 3496 | Sell | 07.11.2018 02:48:00 | 113.451 | 0.03 | 07.11.2018 04:26:00 | 113.385 | \$ 198.0 |
| 3495 | Sell | 07.11.2018 01:00:00 | 113.371 | 0.03 | 07.11.2018 04:26:00 | 113.385 | \$ -42.0 |
| 2407 | Buy | 07.11.2018 10:01:00 | 113.016 | 0.01 | 07.11.2018 10:01:00 | 113.037 | \$ 21.0 |
| 2782 | Buy | 07.11.2018 10:01:00 | 113.016 | 0.01 | 07.11.2018 10:01:00 | 113.037 | \$ 21.0 |
| 3497 | Buy | 07.11.2018 09:40:00 | 113.166 | 0.01 | 07.11.2018 10:06:00 | 113.194 | \$ 28.0 |
| 3499 | Sell | 07.11.2018 10:23:00 | 113.573 | 0.03 | 07.11.2018 10:34:00 | 113.512 | \$ 183.0 |
| 3498 | Sell | 07.11.2018 10:22:00 | 113.52 | 0.05 | 07.11.2018 10:34:00 | 113.512 | \$ 40.0 |
| 2408 | Sell | 07.11.2018 11:01:00 | 113.635 | 0.01 | 07.11.2018 11:34:00 | 113.615 | \$ 20.0 |
| 2783 | Sell | 07.11.2018 11:01:00 | 113.635 | 0.01 | 07.11.2018 11:34:00 | 113.615 | \$ 20.0 |
| 3500 | Buy | 07.11.2018 13:00:00 | 113.267 | 0.01 | 07.11.2018 13:11:00 | 113.292 | \$ 25.0 |
| 2409 | Buy | 07.11.2018 15:00:00 | 113.163 | 0.01 | 07.11.2018 15:02:00 | 113.183 | \$ 20.0 |
| 2784 | Buy | 07.11.2018 15:00:00 | 113.163 | 0.01 | 07.11.2018 15:02:00 | 113.183 | \$ 20.0 |
| 3501 | Buy | 07.11.2018 14:55:00 | 113.182 | 0.01 | 07.11.2018 15:10:00 | 113.208 | \$ 26.0 |
| 3502 | Buy | 07.11.2018 16:35:00 | 113.068 | 0.01 | 07.11.2018 17:01:00 | 113.093 | \$ 25.0 |
| 3503 | Buy | 07.11.2018 18:15:00 | 113.066 | 0.01 | 07.11.2018 18:35:00 | 113.095 | \$ 29.0 |
| 2410 | Buy | 07.11.2018 18:05:00 | 113.102 | 0.01 | 07.11.2018 20:57:00 | 113.123 | \$ 21.0 |
| 2785 | Buy | 07.11.2018 18:05:00 | 113.102 | 0.01 | 07.11.2018 20:57:00 | 113.123 | \$ 21.0 |
| 3504 | Sell | 08.11.2018 00:35:00 | 113.335 | 0.03 | 08.11.2018 00:46:00 | 113.309 | \$ 78.0 |
| 2411 | Sell | 08.11.2018 03:19:00 | 113.453 | 0.01 | 08.11.2018 03:29:00 | 113.432 | \$ 21.0 |
| 2786 | Sell | 08.11.2018 03:19:00 | 113.453 | 0.01 | 08.11.2018 03:29:00 | 113.432 | \$ 21.0 |
| 3505 | Sell | 08.11.2018 03:02:00 | 113.399 | 0.03 | 08.11.2018 04:44:00 | 113.371 | \$ 84.0 |
| 2790 | Sell | 08.11.2018 18:09:00 | 113.749 | 0.02 | 08.11.2018 23:26:00 | 113.63 | \$ 238.0 |
| 2789 | Sell | 08.11.2018 16:10:00 | 113.675 | 0.02 | 08.11.2018 23:26:00 | 113.63 | \$ 90.0 |
| 2788 | Sell | 08.11.2018 09:13:00 | 113.61 | 0.01 | 08.11.2018 23:26:00 | 113.63 | \$ -20.0 |
| 2787 | Sell | 08.11.2018 05:30:00 | 113.451 | 0.01 | 08.11.2018 23:26:00 | 113.63 | \$ -179.0 |
| 3509 | Sell | 08.11.2018 18:09:00 | 113.749 | 0.05 | 08.11.2018 23:33:00 | 113.619 | \$ 650.0 |
| 3508 | Sell | 08.11.2018 16:16:00 | 113.699 | 0.05 | 08.11.2018 23:33:00 | 113.619 | \$ 400.0 |
| 3507 | Sell | 08.11.2018 09:13:00 | 113.61 | 0.03 | 08.11.2018 23:33:00 | 113.619 | \$ -27.0 |
| 3506 | Sell | 08.11.2018 05:20:00 | 113.417 | 0.03 | 08.11.2018 23:33:00 | 113.619 | \$ -606.0 |
| 2791 | Sell | 09.11.2018 01:08:00 | 113.828 | 0.01 | 09.11.2018 04:02:00 | 113.807 | \$ 21.0 |
| 2792 | Sell | 09.11.2018 04:13:00 | 113.975 | 0.01 | 09.11.2018 04:29:00 | 113.952 | \$ 23.0 |
| 2793 | Sell | 09.11.2018 06:19:00 | 114.056 | 0.01 | 09.11.2018 06:47:00 | 114.035 | \$ 21.0 |
| 3513 | Sell | 09.11.2018 04:58:00 | 113.981 | 0.03 | 09.11.2018 17:22:00 | 113.806 | \$ 525.0 |
| 3512 | Sell | 09.11.2018 02:44:00 | 113.945 | 0.03 | 09.11.2018 17:22:00 | 113.806 | \$ 417.0 |
| 3511 | Sell | 09.11.2018 00:52:00 | 113.76 | 0.03 | 09.11.2018 17:22:00 | 113.806 | \$ -138.0 |
| 3510 | Sell | 09.11.2018 00:34:00 | 113.72 | 0.05 | 09.11.2018 17:22:00 | 113.806 | \$ -430.0 |
| 3515 | Buy | 09.11.2018 23:42:00 | 113.821 | 0.01 | 09.11.2018 23:47:00 | 113.86 | \$ 39.0 |
| 3514 | Buy | 09.11.2018 23:42:00 | 113.836 | 0.03 | 09.11.2018 23:47:00 | 113.86 | \$ 72.0 |
| 2418 | Sell | 09.11.2018 06:19:00 | 114.056 | 0.01 | 10.11.2018 00:20:00 | 113.741 | \$ 315.0 |
| 2417 | Sell | 09.11.2018 04:13:00 | 113.975 | 0.01 | 10.11.2018 00:20:00 | 113.741 | \$ 234.0 |
| 2416 | Sell | 09.11.2018 01:08:00 | 113.828 | 0.01 | 10.11.2018 00:20:00 | 113.741 | \$ 87.0 |
| 2415 | Sell | 08.11.2018 18:09:00 | 113.749 | 0.01 | 10.11.2018 00:20:00 | 113.741 | \$ -1.83 |
| 2414 | Sell | 08.11.2018 16:10:00 | 113.675 | 0.01 | 10.11.2018 00:20:00 | 113.741 | \$ -75.83 |

| | | | | | | | |
|------|------|---------------------|---------|------|---------------------|---------|------------|
| 2413 | Sell | 08.11.2018 09:13:00 | 113.61 | 0.01 | 10.11.2018 00:20:00 | 113.741 | \$ -140.83 |
| 2412 | Sell | 08.11.2018 05:30:00 | 113.451 | 0.01 | 10.11.2018 00:20:00 | 113.741 | \$ -299.83 |
| 3516 | Buy | 10.11.2018 02:15:00 | 113.734 | 0.01 | 10.11.2018 02:32:00 | 113.76 | \$ 26.0 |
| 2419 | Sell | 12.11.2018 15:42:00 | 114.15 | 0.01 | 12.11.2018 17:13:00 | 114.129 | \$ 21.0 |
| 2794 | Sell | 12.11.2018 15:42:00 | 114.15 | 0.01 | 12.11.2018 17:13:00 | 114.129 | \$ 21.0 |
| 3517 | Sell | 12.11.2018 15:42:00 | 114.15 | 0.03 | 12.11.2018 17:15:00 | 114.123 | \$ 81.0 |
| 3519 | Buy | 13.11.2018 00:06:00 | 113.779 | 0.01 | 13.11.2018 00:31:00 | 113.839 | \$ 60.0 |
| 3518 | Buy | 12.11.2018 22:06:00 | 113.847 | 0.01 | 13.11.2018 00:31:00 | 113.839 | \$ -4.03 |
| 2420 | Buy | 13.11.2018 01:02:00 | 113.76 | 0.01 | 13.11.2018 02:31:00 | 113.781 | \$ 21.0 |
| 2795 | Buy | 13.11.2018 01:02:00 | 113.76 | 0.01 | 13.11.2018 02:31:00 | 113.781 | \$ 21.0 |
| 2421 | Buy | 13.11.2018 09:05:00 | 113.666 | 0.01 | 13.11.2018 09:05:00 | 113.687 | \$ 21.0 |
| 2796 | Buy | 13.11.2018 09:05:00 | 113.666 | 0.01 | 13.11.2018 09:05:00 | 113.687 | \$ 21.0 |
| 3521 | Buy | 13.11.2018 08:40:00 | 113.769 | 0.01 | 13.11.2018 12:25:00 | 113.803 | \$ 34.0 |
| 3520 | Buy | 13.11.2018 08:40:00 | 113.777 | 0.03 | 13.11.2018 12:25:00 | 113.803 | \$ 78.0 |
| 3522 | Sell | 13.11.2018 13:00:00 | 113.992 | 0.03 | 13.11.2018 14:38:00 | 113.965 | \$ 81.0 |
| 2422 | Sell | 13.11.2018 16:41:00 | 114.016 | 0.01 | 13.11.2018 21:21:00 | 113.996 | \$ 20.0 |
| 2797 | Sell | 13.11.2018 16:41:00 | 114.016 | 0.01 | 13.11.2018 21:21:00 | 113.996 | \$ 20.0 |
| 3523 | Sell | 13.11.2018 16:41:00 | 114.016 | 0.03 | 13.11.2018 21:22:00 | 113.991 | \$ 75.0 |
| 3524 | Buy | 14.11.2018 00:24:00 | 113.841 | 0.01 | 14.11.2018 00:42:00 | 113.867 | \$ 26.0 |
| 3525 | Sell | 14.11.2018 01:19:00 | 114.017 | 0.03 | 14.11.2018 01:40:00 | 113.991 | \$ 78.0 |
| 3526 | Buy | 14.11.2018 05:11:00 | 113.818 | 0.01 | 14.11.2018 07:13:00 | 113.843 | \$ 25.0 |
| 3527 | Buy | 14.11.2018 17:59:00 | 113.827 | 0.01 | 14.11.2018 18:34:00 | 113.853 | \$ 26.0 |
| 3528 | Sell | 14.11.2018 22:59:00 | 113.991 | 0.03 | 14.11.2018 23:08:00 | 113.966 | \$ 75.0 |
| 2423 | Buy | 15.11.2018 02:46:00 | 113.648 | 0.01 | 15.11.2018 02:51:00 | 113.669 | \$ 21.0 |
| 2798 | Buy | 15.11.2018 02:46:00 | 113.648 | 0.01 | 15.11.2018 02:51:00 | 113.669 | \$ 21.0 |
| 2424 | Buy | 15.11.2018 04:40:00 | 113.485 | 0.01 | 15.11.2018 04:56:00 | 113.507 | \$ 22.0 |
| 2799 | Buy | 15.11.2018 04:40:00 | 113.485 | 0.01 | 15.11.2018 04:56:00 | 113.507 | \$ 22.0 |
| 2425 | Buy | 15.11.2018 09:03:00 | 113.528 | 0.01 | 15.11.2018 09:08:00 | 113.549 | \$ 21.0 |
| 2800 | Buy | 15.11.2018 09:03:00 | 113.528 | 0.02 | 15.11.2018 09:08:00 | 113.549 | \$ 42.0 |
| 2802 | Buy | 15.11.2018 11:11:00 | 113.488 | 0.01 | 15.11.2018 11:35:00 | 113.571 | \$ 83.0 |
| 2801 | Buy | 15.11.2018 10:43:00 | 113.579 | 0.02 | 15.11.2018 11:35:00 | 113.571 | \$ -16.0 |
| 2803 | Buy | 15.11.2018 12:50:00 | 113.502 | 0.02 | 15.11.2018 14:56:00 | 113.522 | \$ 40.0 |
| 2427 | Buy | 15.11.2018 12:50:00 | 113.481 | 0.01 | 15.11.2018 15:38:00 | 113.553 | \$ 72.0 |
| 2426 | Buy | 15.11.2018 10:43:00 | 113.579 | 0.01 | 15.11.2018 15:38:00 | 113.553 | \$ -26.0 |
| 3532 | Buy | 15.11.2018 11:11:00 | 113.488 | 0.01 | 15.11.2018 16:34:00 | 113.59 | \$ 102.0 |
| 3531 | Buy | 15.11.2018 11:11:00 | 113.498 | 0.03 | 15.11.2018 16:34:00 | 113.59 | \$ 276.0 |
| 3530 | Buy | 15.11.2018 03:38:00 | 113.587 | 0.01 | 15.11.2018 16:34:00 | 113.59 | \$ 3.0 |
| 3529 | Buy | 15.11.2018 01:19:00 | 113.806 | 0.01 | 15.11.2018 16:34:00 | 113.59 | \$ -216.0 |
| 2428 | Buy | 15.11.2018 18:00:00 | 113.436 | 0.01 | 15.11.2018 20:05:00 | 113.46 | \$ 24.0 |
| 2804 | Buy | 15.11.2018 18:00:00 | 113.436 | 0.01 | 15.11.2018 20:05:00 | 113.46 | \$ 24.0 |
| 3534 | Buy | 15.11.2018 17:57:00 | 113.443 | 0.01 | 15.11.2018 20:05:00 | 113.475 | \$ 32.0 |
| 3533 | Buy | 15.11.2018 17:57:00 | 113.452 | 0.03 | 15.11.2018 20:05:00 | 113.475 | \$ 69.0 |
| 2429 | Buy | 15.11.2018 22:07:00 | 113.367 | 0.01 | 15.11.2018 22:21:00 | 113.39 | \$ 23.0 |
| 2805 | Buy | 15.11.2018 22:07:00 | 113.367 | 0.01 | 15.11.2018 22:21:00 | 113.39 | \$ 23.0 |
| 2430 | Buy | 16.11.2018 00:19:00 | 113.165 | 0.01 | 16.11.2018 00:19:00 | 113.186 | \$ 21.0 |
| 2806 | Buy | 16.11.2018 00:19:00 | 113.165 | 0.01 | 16.11.2018 00:19:00 | 113.186 | \$ 21.0 |
| 3536 | Buy | 16.11.2018 00:33:00 | 113.154 | 0.01 | 16.11.2018 01:04:00 | 113.261 | \$ 107.0 |
| 3535 | Buy | 15.11.2018 22:44:00 | 113.316 | 0.01 | 16.11.2018 01:04:00 | 113.261 | \$ -51.03 |
| 3537 | Sell | 16.11.2018 04:00:00 | 113.651 | 0.03 | 16.11.2018 04:18:00 | 113.624 | \$ 81.0 |
| 3538 | Sell | 16.11.2018 06:07:00 | 113.599 | 0.03 | 16.11.2018 07:07:00 | 113.574 | \$ 75.0 |
| 2431 | Buy | 16.11.2018 15:33:00 | 113.269 | 0.01 | 16.11.2018 16:13:00 | 113.291 | \$ 22.0 |
| 2807 | Buy | 16.11.2018 15:33:00 | 113.269 | 0.01 | 16.11.2018 16:13:00 | 113.291 | \$ 22.0 |
| 3540 | Buy | 16.11.2018 16:35:00 | 113.255 | 0.01 | 16.11.2018 17:57:00 | 113.344 | \$ 89.0 |
| 3539 | Buy | 16.11.2018 14:20:00 | 113.382 | 0.01 | 16.11.2018 17:57:00 | 113.344 | \$ -38.0 |
| 2432 | Buy | 16.11.2018 19:53:00 | 113.248 | 0.01 | 16.11.2018 20:01:00 | 113.27 | \$ 22.0 |
| 2808 | Buy | 16.11.2018 19:53:00 | 113.248 | 0.01 | 16.11.2018 20:01:00 | 113.27 | \$ 22.0 |
| 2812 | Buy | 17.11.2018 03:39:00 | 112.745 | 0.02 | 17.11.2018 04:34:00 | 112.889 | \$ 288.0 |
| 2811 | Buy | 17.11.2018 01:35:00 | 112.788 | 0.01 | 17.11.2018 04:34:00 | 112.889 | \$ 101.0 |
| 2810 | Buy | 16.11.2018 23:26:00 | 112.817 | 0.01 | 17.11.2018 04:34:00 | 112.889 | \$ 72.0 |
| 2809 | Buy | 16.11.2018 21:33:00 | 113.241 | 0.01 | 17.11.2018 04:34:00 | 112.889 | \$ -352.0 |

| | | | | | | | |
|------|------|---------------------|---------|------|---------------------|---------|------------|
| 3544 | Buy | 17.11.2018 03:39:00 | 112.745 | 0.03 | 17.11.2018 04:34:00 | 112.884 | \$ 417.0 |
| 3543 | Buy | 17.11.2018 01:35:00 | 112.788 | 0.01 | 17.11.2018 04:34:00 | 112.884 | \$ 96.0 |
| 3542 | Buy | 16.11.2018 23:10:00 | 112.853 | 0.01 | 17.11.2018 04:34:00 | 112.884 | \$ 31.0 |
| 3541 | Buy | 16.11.2018 21:30:00 | 113.267 | 0.01 | 17.11.2018 04:34:00 | 112.884 | \$ -383.0 |
| 2813 | Buy | 17.11.2018 05:44:00 | 112.791 | 0.02 | 17.11.2018 06:00:00 | 112.813 | \$ 44.0 |
| 2815 | Buy | 19.11.2018 08:30:00 | 112.662 | 0.01 | 19.11.2018 09:05:00 | 112.768 | \$ 106.0 |
| 2814 | Buy | 19.11.2018 08:02:00 | 112.791 | 0.02 | 19.11.2018 09:05:00 | 112.768 | \$ -46.0 |
| 3546 | Buy | 19.11.2018 08:30:00 | 112.662 | 0.01 | 19.11.2018 09:05:00 | 112.771 | \$ 109.0 |
| 3545 | Buy | 19.11.2018 08:03:00 | 112.772 | 0.03 | 19.11.2018 09:05:00 | 112.771 | \$ -3.0 |
| 2816 | Buy | 19.11.2018 10:00:00 | 112.728 | 0.02 | 19.11.2018 10:34:00 | 112.749 | \$ 42.0 |
| 3547 | Buy | 19.11.2018 10:00:00 | 112.728 | 0.03 | 19.11.2018 10:34:00 | 112.754 | \$ 78.0 |
| 2817 | Buy | 19.11.2018 11:14:00 | 112.656 | 0.01 | 19.11.2018 11:58:00 | 112.678 | \$ 22.0 |
| 3548 | Buy | 19.11.2018 11:14:00 | 112.656 | 0.01 | 19.11.2018 11:58:00 | 112.684 | \$ 28.0 |
| 3550 | Buy | 19.11.2018 18:56:00 | 112.683 | 0.01 | 19.11.2018 19:47:00 | 112.721 | \$ 38.0 |
| 3549 | Buy | 19.11.2018 18:55:00 | 112.699 | 0.03 | 19.11.2018 19:47:00 | 112.721 | \$ 66.0 |
| 2439 | Buy | 19.11.2018 10:00:00 | 112.728 | 0.01 | 19.11.2018 23:15:00 | 112.863 | \$ 135.0 |
| 2438 | Buy | 19.11.2018 08:02:00 | 112.791 | 0.01 | 19.11.2018 23:15:00 | 112.863 | \$ 72.0 |
| 2437 | Buy | 17.11.2018 05:44:00 | 112.791 | 0.01 | 19.11.2018 23:15:00 | 112.863 | \$ 75.97 |
| 2436 | Buy | 17.11.2018 03:39:00 | 112.745 | 0.01 | 19.11.2018 23:15:00 | 112.863 | \$ 121.97 |
| 2435 | Buy | 17.11.2018 01:35:00 | 112.788 | 0.01 | 19.11.2018 23:15:00 | 112.863 | \$ 78.97 |
| 2434 | Buy | 16.11.2018 23:26:00 | 112.817 | 0.01 | 19.11.2018 23:15:00 | 112.863 | \$ 49.97 |
| 2433 | Buy | 16.11.2018 21:33:00 | 113.241 | 0.01 | 19.11.2018 23:15:00 | 112.863 | \$ -374.03 |
| 3551 | Sell | 19.11.2018 23:17:00 | 112.869 | 0.03 | 19.11.2018 23:33:00 | 112.842 | \$ 81.0 |
| 2440 | Buy | 20.11.2018 00:31:00 | 112.474 | 0.01 | 20.11.2018 00:39:00 | 112.496 | \$ 22.0 |
| 2818 | Buy | 20.11.2018 00:31:00 | 112.474 | 0.01 | 20.11.2018 00:39:00 | 112.496 | \$ 22.0 |
| 2441 | Buy | 20.11.2018 02:33:00 | 112.469 | 0.01 | 20.11.2018 02:37:00 | 112.489 | \$ 20.0 |
| 2819 | Buy | 20.11.2018 02:33:00 | 112.469 | 0.01 | 20.11.2018 02:37:00 | 112.489 | \$ 20.0 |
| 2442 | Buy | 20.11.2018 08:23:00 | 112.451 | 0.01 | 20.11.2018 09:05:00 | 112.472 | \$ 21.0 |
| 2820 | Buy | 20.11.2018 08:23:00 | 112.451 | 0.01 | 20.11.2018 09:05:00 | 112.472 | \$ 21.0 |
| 3554 | Buy | 20.11.2018 08:23:00 | 112.451 | 0.01 | 20.11.2018 09:53:00 | 112.577 | \$ 126.0 |
| 3553 | Buy | 20.11.2018 02:33:00 | 112.469 | 0.01 | 20.11.2018 09:53:00 | 112.577 | \$ 108.0 |
| 3552 | Buy | 20.11.2018 00:00:00 | 112.733 | 0.01 | 20.11.2018 09:53:00 | 112.577 | \$ -156.0 |
| 3555 | Buy | 20.11.2018 15:20:00 | 112.497 | 0.01 | 20.11.2018 15:33:00 | 112.524 | \$ 27.0 |
| 2443 | Buy | 20.11.2018 18:00:00 | 112.349 | 0.01 | 20.11.2018 18:18:00 | 112.371 | \$ 22.0 |
| 2821 | Buy | 20.11.2018 18:00:00 | 112.349 | 0.01 | 20.11.2018 18:18:00 | 112.371 | \$ 22.0 |
| 3556 | Buy | 20.11.2018 17:06:00 | 112.477 | 0.01 | 20.11.2018 20:47:00 | 112.503 | \$ 26.0 |
| 2444 | Sell | 21.11.2018 03:02:00 | 112.72 | 0.01 | 21.11.2018 05:04:00 | 112.698 | \$ 22.0 |
| 2822 | Sell | 21.11.2018 03:02:00 | 112.72 | 0.01 | 21.11.2018 05:04:00 | 112.698 | \$ 22.0 |
| 3558 | Sell | 21.11.2018 03:19:00 | 112.815 | 0.03 | 21.11.2018 05:04:00 | 112.71 | \$ 315.0 |
| 3557 | Sell | 21.11.2018 01:39:00 | 112.656 | 0.03 | 21.11.2018 05:04:00 | 112.71 | \$ -162.0 |
| 2445 | Sell | 21.11.2018 06:25:00 | 112.751 | 0.01 | 21.11.2018 07:00:00 | 112.729 | \$ 22.0 |
| 2823 | Sell | 21.11.2018 06:25:00 | 112.751 | 0.01 | 21.11.2018 07:00:00 | 112.729 | \$ 22.0 |
| 3559 | Sell | 21.11.2018 06:25:00 | 112.751 | 0.03 | 21.11.2018 07:00:00 | 112.724 | \$ 81.0 |
| 2825 | Sell | 21.11.2018 09:38:00 | 112.807 | 0.01 | 21.11.2018 10:12:00 | 112.763 | \$ 44.0 |
| 2824 | Sell | 21.11.2018 09:10:00 | 112.772 | 0.02 | 21.11.2018 10:12:00 | 112.763 | \$ 18.0 |
| 2826 | Sell | 21.11.2018 12:04:00 | 112.927 | 0.01 | 21.11.2018 12:36:00 | 112.903 | \$ 24.0 |
| 2447 | Sell | 21.11.2018 12:04:00 | 112.927 | 0.01 | 21.11.2018 15:16:00 | 112.827 | \$ 100.0 |
| 2446 | Sell | 21.11.2018 09:10:00 | 112.772 | 0.01 | 21.11.2018 15:16:00 | 112.827 | \$ -55.0 |
| 2449 | Sell | 21.11.2018 21:51:00 | 113.101 | 0.01 | 21.11.2018 22:28:00 | 113.0 | \$ 101.0 |
| 2448 | Sell | 21.11.2018 18:16:00 | 112.941 | 0.01 | 21.11.2018 22:28:00 | 113.0 | \$ -59.0 |
| 2828 | Sell | 21.11.2018 21:51:00 | 113.101 | 0.01 | 21.11.2018 22:28:00 | 113.0 | \$ 101.0 |
| 2827 | Sell | 21.11.2018 18:16:00 | 112.941 | 0.01 | 21.11.2018 22:28:00 | 113.0 | \$ -59.0 |
| 2830 | Sell | 22.11.2018 00:02:00 | 113.08 | 0.01 | 22.11.2018 00:12:00 | 113.02 | \$ 60.0 |
| 2829 | Sell | 21.11.2018 23:58:00 | 113.023 | 0.02 | 22.11.2018 00:12:00 | 113.02 | \$ -52.98 |
| 2450 | Sell | 21.11.2018 23:58:00 | 113.023 | 0.01 | 22.11.2018 00:18:00 | 113.002 | \$ -8.49 |
| 2451 | Sell | 22.11.2018 01:59:00 | 113.057 | 0.01 | 22.11.2018 02:38:00 | 113.035 | \$ 22.0 |
| 2831 | Sell | 22.11.2018 01:59:00 | 113.057 | 0.01 | 22.11.2018 02:38:00 | 113.035 | \$ 22.0 |
| 2452 | Sell | 22.11.2018 03:44:00 | 113.095 | 0.01 | 22.11.2018 03:55:00 | 113.074 | \$ 21.0 |
| 2832 | Sell | 22.11.2018 03:44:00 | 113.095 | 0.01 | 22.11.2018 03:55:00 | 113.074 | \$ 21.0 |
| 3568 | Sell | 22.11.2018 08:00:00 | 113.108 | 0.03 | 22.11.2018 17:45:00 | 112.928 | \$ 540.0 |

| | | | | | | | |
|------|------|---------------------|---------|------|---------------------|---------|------------|
| 3567 | Sell | 22.11.2018 03:44:00 | 113.095 | 0.03 | 22.11.2018 17:45:00 | 112.928 | \$ 501.0 |
| 3566 | Sell | 22.11.2018 01:59:00 | 113.057 | 0.03 | 22.11.2018 17:45:00 | 112.928 | \$ 387.0 |
| 3565 | Sell | 21.11.2018 21:51:00 | 113.101 | 0.03 | 22.11.2018 17:45:00 | 112.928 | \$ 430.53 |
| 3564 | Sell | 21.11.2018 18:16:00 | 112.941 | 0.03 | 22.11.2018 17:45:00 | 112.928 | \$ -49.47 |
| 3563 | Sell | 21.11.2018 18:16:00 | 112.928 | 0.05 | 22.11.2018 17:45:00 | 112.928 | \$ -147.45 |
| 3562 | Sell | 21.11.2018 12:04:00 | 112.927 | 0.03 | 22.11.2018 17:45:00 | 112.928 | \$ -91.47 |
| 3561 | Sell | 21.11.2018 09:38:00 | 112.807 | 0.03 | 22.11.2018 17:45:00 | 112.928 | \$ -451.47 |
| 3560 | Sell | 21.11.2018 09:10:00 | 112.772 | 0.05 | 22.11.2018 17:45:00 | 112.928 | \$ -927.45 |
| 3569 | Buy | 22.11.2018 17:46:00 | 112.93 | 0.01 | 22.11.2018 19:49:00 | 112.956 | \$ 26.0 |
| 3570 | Buy | 23.11.2018 18:25:00 | 112.841 | 0.01 | 23.11.2018 19:59:00 | 112.867 | \$ 26.0 |
| 2453 | Buy | 23.11.2018 23:19:00 | 112.688 | 0.01 | 23.11.2018 23:27:00 | 112.71 | \$ 22.0 |
| 2833 | Buy | 23.11.2018 23:19:00 | 112.688 | 0.01 | 23.11.2018 23:27:00 | 112.71 | \$ 22.0 |
| 3571 | Buy | 23.11.2018 22:48:00 | 112.788 | 0.01 | 23.11.2018 23:56:00 | 112.814 | \$ 26.0 |
| 3572 | Sell | 26.11.2018 09:05:00 | 112.96 | 0.03 | 26.11.2018 09:21:00 | 112.934 | \$ 78.0 |
| 1435 | Sell | 26.11.2018 11:00:00 | 113.247 | 0.02 | 26.11.2018 12:00:00 | 113.225 | \$ 44.0 |
| 3575 | Sell | 26.11.2018 17:12:00 | 113.309 | 0.03 | 26.11.2018 18:33:00 | 113.224 | \$ 255.0 |
| 3574 | Sell | 26.11.2018 16:45:00 | 113.258 | 0.05 | 26.11.2018 18:33:00 | 113.224 | \$ 170.0 |
| 3573 | Sell | 26.11.2018 10:45:00 | 113.184 | 0.03 | 26.11.2018 18:33:00 | 113.224 | \$ -120.0 |
| 2836 | Sell | 26.11.2018 17:12:00 | 113.309 | 0.01 | 26.11.2018 20:25:00 | 113.212 | \$ 97.0 |
| 2835 | Sell | 26.11.2018 16:45:00 | 113.258 | 0.02 | 26.11.2018 20:25:00 | 113.212 | \$ 92.0 |
| 2834 | Sell | 26.11.2018 10:31:00 | 113.105 | 0.01 | 26.11.2018 20:25:00 | 113.212 | \$ -107.0 |
| 2839 | Sell | 27.11.2018 03:19:00 | 113.587 | 0.01 | 27.11.2018 10:00:00 | 113.457 | \$ 130.0 |
| 2838 | Sell | 27.11.2018 00:56:00 | 113.539 | 0.01 | 27.11.2018 10:00:00 | 113.457 | \$ 82.0 |
| 2837 | Sell | 26.11.2018 23:04:00 | 113.307 | 0.01 | 27.11.2018 10:00:00 | 113.457 | \$ -159.83 |
| 3578 | Sell | 27.11.2018 03:19:00 | 113.587 | 0.03 | 27.11.2018 10:36:00 | 113.45 | \$ 411.0 |
| 3577 | Sell | 27.11.2018 00:56:00 | 113.539 | 0.03 | 27.11.2018 10:36:00 | 113.45 | \$ 267.0 |
| 3576 | Sell | 26.11.2018 23:04:00 | 113.307 | 0.03 | 27.11.2018 10:36:00 | 113.45 | \$ -458.49 |
| 3579 | Sell | 27.11.2018 15:50:00 | 113.535 | 0.05 | 27.11.2018 16:08:00 | 113.509 | \$ 130.0 |
| 3580 | Sell | 27.11.2018 16:31:00 | 113.557 | 0.03 | 27.11.2018 16:41:00 | 113.532 | \$ 75.0 |
| 3582 | Sell | 27.11.2018 22:50:00 | 113.636 | 0.05 | 27.11.2018 23:38:00 | 113.612 | \$ 120.0 |
| 3581 | Sell | 27.11.2018 22:50:00 | 113.644 | 0.03 | 27.11.2018 23:38:00 | 113.612 | \$ 96.0 |
| 2840 | Sell | 28.11.2018 00:05:00 | 113.725 | 0.01 | 28.11.2018 00:22:00 | 113.703 | \$ 22.0 |
| 2841 | Sell | 28.11.2018 01:52:00 | 113.831 | 0.01 | 28.11.2018 02:02:00 | 113.809 | \$ 22.0 |
| 3583 | Sell | 28.11.2018 00:55:00 | 113.764 | 0.03 | 28.11.2018 03:15:00 | 113.738 | \$ 78.0 |
| 3585 | Sell | 28.11.2018 09:08:00 | 113.827 | 0.05 | 28.11.2018 09:54:00 | 113.807 | \$ 100.0 |
| 3584 | Sell | 28.11.2018 09:08:00 | 113.844 | 0.03 | 28.11.2018 09:54:00 | 113.807 | \$ 111.0 |
| 3586 | Sell | 28.11.2018 14:20:00 | 113.884 | 0.03 | 28.11.2018 15:44:00 | 113.858 | \$ 78.0 |
| 3587 | Sell | 28.11.2018 23:54:00 | 113.954 | 0.03 | 29.11.2018 00:00:00 | 113.927 | \$ -7.47 |
| 2842 | Sell | 29.11.2018 01:00:00 | 114.011 | 0.01 | 29.11.2018 01:30:00 | 113.99 | \$ 21.0 |
| 2461 | Sell | 29.11.2018 01:00:00 | 114.011 | 0.01 | 29.11.2018 02:10:00 | 113.525 | \$ 486.0 |
| 2460 | Sell | 28.11.2018 01:52:00 | 113.831 | 0.01 | 29.11.2018 02:10:00 | 113.525 | \$ 276.51 |
| 2459 | Sell | 28.11.2018 00:05:00 | 113.725 | 0.01 | 29.11.2018 02:10:00 | 113.525 | \$ 170.51 |
| 2458 | Sell | 27.11.2018 03:19:00 | 113.587 | 0.01 | 29.11.2018 02:10:00 | 113.525 | \$ 22.68 |
| 2457 | Sell | 27.11.2018 00:56:00 | 113.539 | 0.01 | 29.11.2018 02:10:00 | 113.525 | \$ -25.32 |
| 2456 | Sell | 26.11.2018 23:04:00 | 113.307 | 0.01 | 29.11.2018 02:10:00 | 113.525 | \$ -267.15 |
| 2455 | Sell | 26.11.2018 16:45:00 | 113.258 | 0.01 | 29.11.2018 02:10:00 | 113.525 | \$ -316.15 |
| 2454 | Sell | 26.11.2018 10:31:00 | 113.105 | 0.01 | 29.11.2018 02:10:00 | 113.525 | \$ -469.15 |
| 3588 | Buy | 29.11.2018 02:10:00 | 113.502 | 0.01 | 29.11.2018 02:11:00 | 113.527 | \$ 25.0 |
| 3589 | Buy | 29.11.2018 03:53:00 | 113.501 | 0.01 | 29.11.2018 03:57:00 | 113.528 | \$ 27.0 |
| 2462 | Buy | 29.11.2018 04:21:00 | 113.539 | 0.01 | 29.11.2018 04:32:00 | 113.56 | \$ 21.0 |
| 2843 | Buy | 29.11.2018 04:21:00 | 113.539 | 0.01 | 29.11.2018 04:32:00 | 113.56 | \$ 21.0 |
| 2463 | Buy | 29.11.2018 08:40:00 | 113.551 | 0.01 | 29.11.2018 09:00:00 | 113.573 | \$ 22.0 |
| 2844 | Buy | 29.11.2018 08:40:00 | 113.551 | 0.01 | 29.11.2018 09:00:00 | 113.573 | \$ 22.0 |
| 3590 | Buy | 29.11.2018 08:40:00 | 113.551 | 0.01 | 29.11.2018 09:00:00 | 113.578 | \$ 27.0 |
| 2466 | Buy | 29.11.2018 16:35:00 | 113.253 | 0.01 | 29.11.2018 20:02:00 | 113.384 | \$ 131.0 |
| 2465 | Buy | 29.11.2018 13:08:00 | 113.359 | 0.01 | 29.11.2018 20:02:00 | 113.384 | \$ 25.0 |
| 2464 | Buy | 29.11.2018 10:54:00 | 113.478 | 0.01 | 29.11.2018 20:02:00 | 113.384 | \$ -94.0 |
| 2467 | Buy | 29.11.2018 21:51:00 | 113.29 | 0.01 | 29.11.2018 22:45:00 | 113.312 | \$ 22.0 |
| 3594 | Buy | 29.11.2018 22:36:00 | 113.263 | 0.03 | 29.11.2018 22:59:00 | 113.335 | \$ 216.0 |
| 3593 | Buy | 29.11.2018 22:32:00 | 113.222 | 0.01 | 29.11.2018 22:59:00 | 113.335 | \$ 113.0 |

| | | | | | | | |
|------|------|---------------------|---------|------|---------------------|---------|------------|
| 3592 | Buy | 29.11.2018 13:08:00 | 113.359 | 0.01 | 29.11.2018 22:59:00 | 113.335 | \$ -24.0 |
| 3591 | Buy | 29.11.2018 10:54:00 | 113.478 | 0.01 | 29.11.2018 22:59:00 | 113.335 | \$ -143.0 |
| 2848 | Buy | 29.11.2018 22:32:00 | 113.222 | 0.01 | 29.11.2018 23:29:00 | 113.349 | \$ 127.0 |
| 2847 | Buy | 29.11.2018 21:51:00 | 113.29 | 0.02 | 29.11.2018 23:29:00 | 113.349 | \$ 118.0 |
| 2846 | Buy | 29.11.2018 13:08:00 | 113.359 | 0.01 | 29.11.2018 23:29:00 | 113.349 | \$ -10.0 |
| 2845 | Buy | 29.11.2018 10:54:00 | 113.478 | 0.01 | 29.11.2018 23:29:00 | 113.349 | \$ -129.0 |
| 3595 | Sell | 30.11.2018 04:20:00 | 113.539 | 0.03 | 30.11.2018 04:31:00 | 113.514 | \$ 75.0 |
| 3596 | Sell | 30.11.2018 19:15:00 | 113.538 | 0.03 | 30.11.2018 20:05:00 | 113.511 | \$ 81.0 |
| 3597 | Sell | 30.11.2018 23:46:00 | 113.569 | 0.03 | 01.12.2018 00:45:00 | 113.542 | \$ 81.0 |
| 2468 | Sell | 01.12.2018 03:06:00 | 113.668 | 0.01 | 01.12.2018 03:34:00 | 113.646 | \$ 22.0 |
| 2849 | Sell | 01.12.2018 03:06:00 | 113.668 | 0.01 | 01.12.2018 03:34:00 | 113.646 | \$ 22.0 |
| 3598 | Sell | 01.12.2018 02:51:00 | 113.629 | 0.03 | 01.12.2018 05:12:00 | 113.604 | \$ 75.0 |
| 3599 | Sell | 03.12.2018 08:00:00 | 113.721 | 0.03 | 03.12.2018 08:00:00 | 113.696 | \$ 75.0 |
| 2469 | Sell | 03.12.2018 08:10:00 | 113.766 | 0.01 | 03.12.2018 09:01:00 | 113.743 | \$ 23.0 |
| 2850 | Sell | 03.12.2018 08:10:00 | 113.766 | 0.01 | 03.12.2018 09:01:00 | 113.743 | \$ 23.0 |
| 3600 | Buy | 03.12.2018 13:08:00 | 113.479 | 0.01 | 03.12.2018 13:31:00 | 113.505 | \$ 26.0 |
| 3601 | Buy | 03.12.2018 17:47:00 | 113.452 | 0.01 | 03.12.2018 19:06:00 | 113.478 | \$ 26.0 |
| 3602 | Sell | 04.12.2018 01:01:00 | 113.613 | 0.03 | 04.12.2018 01:04:00 | 113.586 | \$ 81.0 |
| 3603 | Sell | 04.12.2018 03:02:00 | 113.651 | 0.03 | 04.12.2018 03:28:00 | 113.622 | \$ 87.0 |
| 2857 | Buy | 05.12.2018 08:09:00 | 112.734 | 0.01 | 05.12.2018 10:38:00 | 112.963 | \$ 229.0 |
| 2856 | Buy | 05.12.2018 03:00:00 | 112.787 | 0.01 | 05.12.2018 10:38:00 | 112.963 | \$ 176.0 |
| 2855 | Buy | 05.12.2018 02:15:00 | 112.909 | 0.02 | 05.12.2018 10:38:00 | 112.963 | \$ 108.0 |
| 2854 | Buy | 04.12.2018 19:49:00 | 112.761 | 0.01 | 05.12.2018 10:38:00 | 112.963 | \$ 205.97 |
| 2853 | Buy | 04.12.2018 17:20:00 | 113.061 | 0.01 | 05.12.2018 10:38:00 | 112.963 | \$ -94.03 |
| 2852 | Buy | 04.12.2018 15:20:00 | 113.084 | 0.01 | 05.12.2018 10:38:00 | 112.963 | \$ -117.03 |
| 2851 | Buy | 04.12.2018 13:15:00 | 113.287 | 0.01 | 05.12.2018 10:38:00 | 112.963 | \$ -320.03 |
| 2475 | Buy | 05.12.2018 08:09:00 | 112.734 | 0.01 | 05.12.2018 10:53:00 | 112.993 | \$ 259.0 |
| 2474 | Buy | 05.12.2018 02:15:00 | 112.909 | 0.01 | 05.12.2018 10:53:00 | 112.993 | \$ 84.0 |
| 2473 | Buy | 04.12.2018 19:49:00 | 112.761 | 0.01 | 05.12.2018 10:53:00 | 112.993 | \$ 235.97 |
| 2472 | Buy | 04.12.2018 17:20:00 | 113.061 | 0.01 | 05.12.2018 10:53:00 | 112.993 | \$ -64.03 |
| 2471 | Buy | 04.12.2018 15:20:00 | 113.084 | 0.01 | 05.12.2018 10:53:00 | 112.993 | \$ -87.03 |
| 2470 | Buy | 04.12.2018 13:15:00 | 113.287 | 0.01 | 05.12.2018 10:53:00 | 112.993 | \$ -290.03 |
| 3611 | Buy | 05.12.2018 08:09:00 | 112.734 | 0.01 | 05.12.2018 10:53:00 | 112.99 | \$ 256.0 |
| 3610 | Buy | 05.12.2018 03:02:00 | 112.81 | 0.03 | 05.12.2018 10:53:00 | 112.99 | \$ 540.0 |
| 3609 | Buy | 05.12.2018 03:00:00 | 112.787 | 0.01 | 05.12.2018 10:53:00 | 112.99 | \$ 203.0 |
| 3608 | Buy | 04.12.2018 19:49:00 | 112.761 | 0.01 | 05.12.2018 10:53:00 | 112.99 | \$ 232.97 |
| 3607 | Buy | 04.12.2018 17:20:00 | 113.061 | 0.01 | 05.12.2018 10:53:00 | 112.99 | \$ -67.03 |
| 3606 | Buy | 04.12.2018 15:20:00 | 113.084 | 0.01 | 05.12.2018 10:53:00 | 112.99 | \$ -90.03 |
| 3605 | Buy | 04.12.2018 13:15:00 | 113.287 | 0.01 | 05.12.2018 10:53:00 | 112.99 | \$ -293.03 |
| 3604 | Buy | 04.12.2018 10:09:00 | 113.504 | 0.01 | 05.12.2018 10:53:00 | 112.99 | \$ -510.03 |
| 3612 | Sell | 05.12.2018 12:06:00 | 112.998 | 0.03 | 05.12.2018 12:33:00 | 112.973 | \$ 75.0 |
| 3613 | Sell | 05.12.2018 14:22:00 | 113.051 | 0.03 | 05.12.2018 16:00:00 | 113.026 | \$ 75.0 |
| 2476 | Sell | 05.12.2018 16:24:00 | 113.114 | 0.01 | 05.12.2018 16:31:00 | 113.093 | \$ 21.0 |
| 2858 | Sell | 05.12.2018 16:24:00 | 113.114 | 0.01 | 05.12.2018 16:31:00 | 113.093 | \$ 21.0 |
| 3614 | Sell | 05.12.2018 16:24:00 | 113.114 | 0.03 | 05.12.2018 16:32:00 | 113.089 | \$ 75.0 |
| 3615 | Sell | 05.12.2018 23:20:00 | 113.119 | 0.03 | 05.12.2018 23:22:00 | 113.093 | \$ 78.0 |
| 2477 | Sell | 06.12.2018 00:03:00 | 113.179 | 0.01 | 06.12.2018 00:59:00 | 113.158 | \$ 21.0 |
| 2859 | Sell | 06.12.2018 00:03:00 | 113.179 | 0.01 | 06.12.2018 00:59:00 | 113.158 | \$ 21.0 |
| 2478 | Buy | 06.12.2018 10:14:00 | 112.832 | 0.01 | 06.12.2018 10:41:00 | 112.853 | \$ 21.0 |
| 2860 | Buy | 06.12.2018 10:14:00 | 112.832 | 0.01 | 06.12.2018 10:41:00 | 112.853 | \$ 21.0 |
| 2480 | Buy | 06.12.2018 13:50:00 | 112.631 | 0.01 | 06.12.2018 14:44:00 | 112.726 | \$ 95.0 |
| 2479 | Buy | 06.12.2018 12:07:00 | 112.779 | 0.01 | 06.12.2018 14:44:00 | 112.726 | \$ -53.0 |
| 2862 | Buy | 06.12.2018 13:50:00 | 112.631 | 0.01 | 06.12.2018 14:44:00 | 112.726 | \$ 95.0 |
| 2861 | Buy | 06.12.2018 12:07:00 | 112.779 | 0.01 | 06.12.2018 14:44:00 | 112.726 | \$ -53.0 |
| 3618 | Buy | 06.12.2018 13:50:00 | 112.631 | 0.01 | 06.12.2018 15:30:00 | 112.812 | \$ 181.0 |
| 3617 | Buy | 06.12.2018 12:07:00 | 112.779 | 0.01 | 06.12.2018 15:30:00 | 112.812 | \$ 33.0 |
| 3616 | Buy | 06.12.2018 09:55:00 | 112.949 | 0.01 | 06.12.2018 15:30:00 | 112.812 | \$ -137.0 |
| 3619 | Buy | 06.12.2018 18:58:00 | 112.661 | 0.01 | 06.12.2018 19:05:00 | 112.687 | \$ 26.0 |
| 2481 | Buy | 06.12.2018 18:05:00 | 112.758 | 0.01 | 06.12.2018 19:35:00 | 112.778 | \$ 20.0 |
| 2863 | Buy | 06.12.2018 18:08:00 | 112.752 | 0.01 | 06.12.2018 19:35:00 | 112.773 | \$ 21.0 |

| | | | | | | | |
|------|------|---------------------|---------|------|---------------------|---------|-------------|
| 3620 | Buy | 06.12.2018 22:31:00 | 112.763 | 0.03 | 06.12.2018 22:33:00 | 112.79 | \$ 81.0 |
| 2483 | Buy | 07.12.2018 00:25:00 | 112.348 | 0.01 | 07.12.2018 02:32:00 | 112.555 | \$ 207.0 |
| 2482 | Buy | 06.12.2018 22:45:00 | 112.722 | 0.01 | 07.12.2018 02:32:00 | 112.555 | \$ -163.03 |
| 2865 | Buy | 07.12.2018 00:25:00 | 112.348 | 0.01 | 07.12.2018 02:32:00 | 112.555 | \$ 207.0 |
| 2864 | Buy | 06.12.2018 22:45:00 | 112.718 | 0.01 | 07.12.2018 02:32:00 | 112.555 | \$ -159.03 |
| 3622 | Buy | 07.12.2018 00:25:00 | 112.348 | 0.01 | 07.12.2018 02:33:00 | 112.56 | \$ 212.0 |
| 3621 | Buy | 06.12.2018 22:45:00 | 112.718 | 0.01 | 07.12.2018 02:33:00 | 112.56 | \$ -154.03 |
| 2484 | Buy | 07.12.2018 03:22:00 | 112.455 | 0.01 | 07.12.2018 03:23:00 | 112.476 | \$ 21.0 |
| 2866 | Buy | 07.12.2018 03:22:00 | 112.455 | 0.02 | 07.12.2018 03:23:00 | 112.476 | \$ 42.0 |
| 2485 | Sell | 07.12.2018 14:33:00 | 112.918 | 0.01 | 07.12.2018 15:14:00 | 112.897 | \$ 21.0 |
| 2867 | Sell | 07.12.2018 14:33:00 | 112.918 | 0.01 | 07.12.2018 15:14:00 | 112.897 | \$ 21.0 |
| 3623 | Sell | 07.12.2018 13:09:00 | 112.842 | 0.03 | 07.12.2018 16:24:00 | 112.815 | \$ 81.0 |
| 3624 | Sell | 07.12.2018 22:17:00 | 112.882 | 0.03 | 07.12.2018 22:30:00 | 112.857 | \$ 75.0 |
| 3625 | Buy | 08.12.2018 01:06:00 | 112.679 | 0.01 | 08.12.2018 02:16:00 | 112.705 | \$ 26.0 |
| 3626 | Buy | 08.12.2018 04:00:00 | 112.681 | 0.01 | 08.12.2018 05:35:00 | 112.706 | \$ 25.0 |
| 2486 | Buy | 10.12.2018 08:11:00 | 112.523 | 0.01 | 10.12.2018 09:02:00 | 112.546 | \$ 23.0 |
| 2868 | Buy | 10.12.2018 08:11:00 | 112.523 | 0.01 | 10.12.2018 09:02:00 | 112.546 | \$ 23.0 |
| 2870 | Buy | 10.12.2018 15:15:00 | 112.413 | 0.02 | 10.12.2018 15:35:00 | 112.457 | \$ 88.0 |
| 2869 | Buy | 10.12.2018 10:00:00 | 112.481 | 0.01 | 10.12.2018 15:35:00 | 112.457 | \$ -24.0 |
| 2488 | Buy | 10.12.2018 15:15:00 | 112.413 | 0.01 | 10.12.2018 15:36:00 | 112.469 | \$ 56.0 |
| 2487 | Buy | 10.12.2018 10:00:00 | 112.481 | 0.01 | 10.12.2018 15:36:00 | 112.469 | \$ -12.0 |
| 3628 | Buy | 10.12.2018 10:00:00 | 112.481 | 0.01 | 10.12.2018 16:24:00 | 112.569 | \$ 88.0 |
| 3627 | Buy | 10.12.2018 08:03:00 | 112.603 | 0.01 | 10.12.2018 16:24:00 | 112.569 | \$ -34.0 |
| 3629 | Sell | 10.12.2018 17:42:00 | 112.704 | 0.03 | 10.12.2018 20:28:00 | 112.677 | \$ 81.0 |
| 2490 | Sell | 11.12.2018 00:08:00 | 113.013 | 0.01 | 11.12.2018 01:03:00 | 112.866 | \$ 147.0 |
| 2489 | Sell | 10.12.2018 22:21:00 | 112.768 | 0.01 | 11.12.2018 01:03:00 | 112.866 | \$ -107.83 |
| 2872 | Sell | 11.12.2018 00:08:00 | 113.013 | 0.01 | 11.12.2018 01:03:00 | 112.866 | \$ 147.0 |
| 2871 | Sell | 10.12.2018 22:21:00 | 112.768 | 0.01 | 11.12.2018 01:03:00 | 112.866 | \$ -107.83 |
| 2491 | Sell | 11.12.2018 01:56:00 | 113.011 | 0.01 | 11.12.2018 01:58:00 | 112.988 | \$ 23.0 |
| 2873 | Sell | 11.12.2018 01:56:00 | 113.011 | 0.01 | 11.12.2018 01:58:00 | 112.988 | \$ 23.0 |
| 1436 | Sell | 11.12.2018 02:53:00 | 113.197 | 0.02 | 11.12.2018 02:54:00 | 113.173 | \$ 48.0 |
| 2493 | Sell | 11.12.2018 05:37:00 | 113.26 | 0.01 | 11.12.2018 08:33:00 | 113.201 | \$ 59.0 |
| 2492 | Sell | 11.12.2018 03:36:00 | 113.185 | 0.01 | 11.12.2018 08:33:00 | 113.201 | \$ -16.0 |
| 2875 | Sell | 11.12.2018 05:37:00 | 113.26 | 0.01 | 11.12.2018 08:33:00 | 113.201 | \$ 59.0 |
| 2874 | Sell | 11.12.2018 03:36:00 | 113.185 | 0.01 | 11.12.2018 08:33:00 | 113.201 | \$ -16.0 |
| 2494 | Sell | 11.12.2018 10:42:00 | 113.197 | 0.01 | 11.12.2018 10:45:00 | 113.175 | \$ 22.0 |
| 2876 | Sell | 11.12.2018 10:42:00 | 113.197 | 0.02 | 11.12.2018 10:45:00 | 113.175 | \$ 44.0 |
| 2495 | Sell | 11.12.2018 23:22:00 | 113.313 | 0.01 | 11.12.2018 23:25:00 | 113.292 | \$ 21.0 |
| 2877 | Sell | 11.12.2018 23:22:00 | 113.313 | 0.01 | 11.12.2018 23:25:00 | 113.292 | \$ 21.0 |
| 2496 | Sell | 12.12.2018 01:02:00 | 113.349 | 0.01 | 12.12.2018 01:02:00 | 113.326 | \$ 23.0 |
| 2878 | Sell | 12.12.2018 01:02:00 | 113.349 | 0.01 | 12.12.2018 01:02:00 | 113.326 | \$ 23.0 |
| 2880 | Sell | 12.12.2018 04:33:00 | 113.421 | 0.01 | 12.12.2018 09:01:00 | 113.354 | \$ 67.0 |
| 2879 | Sell | 12.12.2018 04:25:00 | 113.353 | 0.02 | 12.12.2018 09:01:00 | 113.354 | \$ -2.0 |
| 2497 | Sell | 12.12.2018 04:25:00 | 113.353 | 0.01 | 12.12.2018 09:03:00 | 113.332 | \$ 21.0 |
| 2498 | Sell | 12.12.2018 09:34:00 | 113.463 | 0.01 | 12.12.2018 11:43:00 | 113.441 | \$ 22.0 |
| 2881 | Sell | 12.12.2018 09:34:00 | 113.463 | 0.01 | 12.12.2018 11:43:00 | 113.441 | \$ 22.0 |
| 3640 | Buy | 12.12.2018 22:43:00 | 113.342 | 0.01 | 12.12.2018 22:53:00 | 113.367 | \$ 25.0 |
| 2499 | Buy | 13.12.2018 00:56:00 | 113.183 | 0.01 | 13.12.2018 00:59:00 | 113.204 | \$ 21.0 |
| 2882 | Buy | 13.12.2018 00:56:00 | 113.183 | 0.01 | 13.12.2018 00:59:00 | 113.204 | \$ 21.0 |
| 3641 | Buy | 13.12.2018 00:38:00 | 113.249 | 0.01 | 13.12.2018 01:59:00 | 113.275 | \$ 26.0 |
| 3639 | Sell | 12.12.2018 09:34:00 | 113.463 | 0.03 | 13.12.2018 03:03:00 | 113.158 | \$ 826.53 |
| 3638 | Sell | 12.12.2018 04:33:00 | 113.428 | 0.03 | 13.12.2018 03:03:00 | 113.158 | \$ 721.53 |
| 3637 | Sell | 12.12.2018 01:01:00 | 113.357 | 0.03 | 13.12.2018 03:03:00 | 113.158 | \$ 508.53 |
| 3636 | Sell | 11.12.2018 23:05:00 | 113.272 | 0.03 | 13.12.2018 03:03:00 | 113.158 | \$ 224.04 |
| 3635 | Sell | 11.12.2018 21:06:00 | 113.168 | 0.03 | 13.12.2018 03:03:00 | 113.158 | \$ -87.96 |
| 3634 | Sell | 11.12.2018 05:37:00 | 113.26 | 0.03 | 13.12.2018 03:03:00 | 113.158 | \$ 188.04 |
| 3633 | Sell | 11.12.2018 03:36:00 | 113.185 | 0.03 | 13.12.2018 03:03:00 | 113.158 | \$ -36.96 |
| 3632 | Sell | 11.12.2018 01:56:00 | 113.011 | 0.03 | 13.12.2018 03:03:00 | 113.158 | \$ -558.96 |
| 3631 | Sell | 10.12.2018 23:23:00 | 112.993 | 0.03 | 13.12.2018 03:03:00 | 113.158 | \$ -642.45 |
| 3630 | Sell | 10.12.2018 21:43:00 | 112.705 | 0.03 | 13.12.2018 03:03:00 | 113.158 | \$ -1506.45 |

| | | | | | | | |
|------|------|---------------------|---------|------|---------------------|---------|------------|
| 2500 | Buy | 13.12.2018 02:57:00 | 113.208 | 0.01 | 13.12.2018 03:11:00 | 113.23 | \$ 22.0 |
| 2883 | Buy | 13.12.2018 02:57:00 | 113.208 | 0.01 | 13.12.2018 03:11:00 | 113.23 | \$ 22.0 |
| 3642 | Buy | 13.12.2018 02:57:00 | 113.208 | 0.01 | 13.12.2018 03:13:00 | 113.233 | \$ 25.0 |
| 2501 | Buy | 13.12.2018 04:37:00 | 113.191 | 0.01 | 13.12.2018 04:56:00 | 113.214 | \$ 23.0 |
| 2884 | Buy | 13.12.2018 04:37:00 | 113.191 | 0.01 | 13.12.2018 04:56:00 | 113.214 | \$ 23.0 |
| 3643 | Buy | 13.12.2018 04:37:00 | 113.191 | 0.01 | 13.12.2018 04:59:00 | 113.218 | \$ 27.0 |
| 3644 | Sell | 13.12.2018 17:30:00 | 113.499 | 0.05 | 13.12.2018 17:37:00 | 113.471 | \$ 140.0 |
| 2502 | Sell | 14.12.2018 00:25:00 | 113.628 | 0.01 | 14.12.2018 00:30:00 | 113.604 | \$ 24.0 |
| 2885 | Sell | 14.12.2018 00:25:00 | 113.628 | 0.01 | 14.12.2018 00:30:00 | 113.604 | \$ 24.0 |
| 3646 | Sell | 14.12.2018 00:25:00 | 113.628 | 0.03 | 14.12.2018 09:43:00 | 113.53 | \$ 294.0 |
| 3645 | Sell | 13.12.2018 22:00:00 | 113.483 | 0.03 | 14.12.2018 09:43:00 | 113.53 | \$ -170.49 |
| 3647 | Buy | 15.12.2018 01:00:00 | 113.422 | 0.01 | 15.12.2018 01:04:00 | 113.448 | \$ 26.0 |
| 2503 | Buy | 15.12.2018 02:50:00 | 113.335 | 0.01 | 15.12.2018 03:02:00 | 113.356 | \$ 21.0 |
| 2886 | Buy | 15.12.2018 02:50:00 | 113.335 | 0.01 | 15.12.2018 03:02:00 | 113.356 | \$ 21.0 |
| 3648 | Buy | 15.12.2018 02:49:00 | 113.344 | 0.01 | 15.12.2018 03:14:00 | 113.369 | \$ 25.0 |
| 2504 | Buy | 15.12.2018 04:35:00 | 113.282 | 0.01 | 15.12.2018 05:06:00 | 113.302 | \$ 20.0 |
| 2887 | Buy | 15.12.2018 04:35:00 | 113.282 | 0.01 | 15.12.2018 05:06:00 | 113.302 | \$ 20.0 |
| 3649 | Buy | 15.12.2018 04:35:00 | 113.282 | 0.01 | 15.12.2018 05:06:00 | 113.308 | \$ 26.0 |
| 2505 | Buy | 17.12.2018 07:45:00 | 113.33 | 0.01 | 17.12.2018 08:35:00 | 113.351 | \$ 21.0 |
| 2888 | Buy | 17.12.2018 07:45:00 | 113.33 | 0.02 | 17.12.2018 08:35:00 | 113.351 | \$ 42.0 |
| 3650 | Buy | 17.12.2018 19:12:00 | 113.323 | 0.01 | 17.12.2018 19:29:00 | 113.35 | \$ 27.0 |
| 2518 | Buy | 20.12.2018 01:43:00 | 112.189 | 0.01 | 20.12.2018 04:33:00 | 112.565 | \$ 376.0 |
| 2517 | Buy | 19.12.2018 23:46:00 | 112.168 | 0.01 | 20.12.2018 04:33:00 | 112.565 | \$ 408.91 |
| 2516 | Buy | 19.12.2018 12:40:00 | 112.312 | 0.01 | 20.12.2018 04:33:00 | 112.565 | \$ 264.91 |
| 2515 | Buy | 19.12.2018 09:10:00 | 112.236 | 0.01 | 20.12.2018 04:33:00 | 112.565 | \$ 340.91 |
| 2514 | Buy | 18.12.2018 20:07:00 | 112.332 | 0.01 | 20.12.2018 04:33:00 | 112.565 | \$ 248.88 |
| 2513 | Buy | 18.12.2018 18:06:00 | 112.416 | 0.01 | 20.12.2018 04:33:00 | 112.565 | \$ 164.88 |
| 2512 | Buy | 18.12.2018 16:25:00 | 112.579 | 0.01 | 20.12.2018 04:33:00 | 112.565 | \$ 1.88 |
| 2511 | Buy | 18.12.2018 13:27:00 | 112.489 | 0.01 | 20.12.2018 04:33:00 | 112.565 | \$ 91.88 |
| 2510 | Buy | 18.12.2018 10:55:00 | 112.729 | 0.01 | 20.12.2018 04:33:00 | 112.565 | \$ -148.12 |
| 2509 | Buy | 18.12.2018 09:08:00 | 112.766 | 0.01 | 20.12.2018 04:33:00 | 112.565 | \$ -185.12 |
| 2508 | Buy | 18.12.2018 05:37:00 | 112.713 | 0.01 | 20.12.2018 04:33:00 | 112.565 | \$ -132.12 |
| 2507 | Buy | 18.12.2018 02:10:00 | 112.935 | 0.01 | 20.12.2018 04:33:00 | 112.565 | \$ -354.12 |
| 2506 | Buy | 17.12.2018 22:32:00 | 113.212 | 0.01 | 20.12.2018 04:33:00 | 112.565 | \$ -627.15 |
| 2902 | Buy | 20.12.2018 01:43:00 | 112.189 | 0.01 | 20.12.2018 04:33:00 | 112.603 | \$ 414.0 |
| 2901 | Buy | 19.12.2018 23:46:00 | 112.168 | 0.01 | 20.12.2018 04:33:00 | 112.603 | \$ 446.91 |
| 2900 | Buy | 19.12.2018 12:40:00 | 112.312 | 0.01 | 20.12.2018 04:33:00 | 112.603 | \$ 302.91 |
| 2899 | Buy | 19.12.2018 09:10:00 | 112.236 | 0.01 | 20.12.2018 04:33:00 | 112.603 | \$ 378.91 |
| 2898 | Buy | 18.12.2018 20:07:00 | 112.332 | 0.01 | 20.12.2018 04:33:00 | 112.603 | \$ 286.88 |
| 2897 | Buy | 18.12.2018 17:22:00 | 112.49 | 0.01 | 20.12.2018 04:33:00 | 112.603 | \$ 128.88 |
| 2896 | Buy | 18.12.2018 16:25:00 | 112.579 | 0.02 | 20.12.2018 04:33:00 | 112.603 | \$ 79.76 |
| 2895 | Buy | 18.12.2018 13:27:00 | 112.489 | 0.01 | 20.12.2018 04:33:00 | 112.603 | \$ 129.88 |
| 2894 | Buy | 18.12.2018 11:06:00 | 112.679 | 0.01 | 20.12.2018 04:33:00 | 112.603 | \$ -60.12 |
| 2893 | Buy | 18.12.2018 10:55:00 | 112.729 | 0.02 | 20.12.2018 04:33:00 | 112.603 | \$ -220.24 |
| 2892 | Buy | 18.12.2018 09:08:00 | 112.766 | 0.02 | 20.12.2018 04:33:00 | 112.603 | \$ -294.24 |
| 2891 | Buy | 18.12.2018 05:37:00 | 112.713 | 0.01 | 20.12.2018 04:33:00 | 112.603 | \$ -94.12 |
| 2890 | Buy | 18.12.2018 02:10:00 | 112.935 | 0.01 | 20.12.2018 04:33:00 | 112.603 | \$ -316.12 |
| 2889 | Buy | 17.12.2018 22:32:00 | 113.212 | 0.01 | 20.12.2018 04:33:00 | 112.603 | \$ -589.15 |
| 3663 | Buy | 20.12.2018 01:15:00 | 112.222 | 0.01 | 20.12.2018 04:33:00 | 112.603 | \$ 381.0 |
| 3662 | Buy | 19.12.2018 23:19:00 | 112.298 | 0.01 | 20.12.2018 04:33:00 | 112.603 | \$ 316.91 |
| 3661 | Buy | 19.12.2018 13:11:00 | 112.291 | 0.01 | 20.12.2018 04:33:00 | 112.603 | \$ 323.91 |
| 3660 | Buy | 19.12.2018 08:06:00 | 112.453 | 0.01 | 20.12.2018 04:33:00 | 112.603 | \$ 161.91 |
| 3659 | Buy | 18.12.2018 20:07:00 | 112.332 | 0.01 | 20.12.2018 04:33:00 | 112.603 | \$ 286.88 |
| 3658 | Buy | 18.12.2018 17:22:00 | 112.49 | 0.01 | 20.12.2018 04:33:00 | 112.603 | \$ 128.88 |
| 3657 | Buy | 18.12.2018 17:00:00 | 112.538 | 0.03 | 20.12.2018 04:33:00 | 112.603 | \$ 242.64 |
| 3656 | Buy | 18.12.2018 13:27:00 | 112.489 | 0.01 | 20.12.2018 04:33:00 | 112.603 | \$ 129.88 |
| 3655 | Buy | 18.12.2018 11:12:00 | 112.697 | 0.03 | 20.12.2018 04:33:00 | 112.603 | \$ -234.36 |
| 3654 | Buy | 18.12.2018 11:06:00 | 112.679 | 0.01 | 20.12.2018 04:33:00 | 112.603 | \$ -60.12 |
| 3653 | Buy | 18.12.2018 05:37:00 | 112.713 | 0.01 | 20.12.2018 04:33:00 | 112.603 | \$ -94.12 |
| 3652 | Buy | 18.12.2018 02:10:00 | 112.935 | 0.01 | 20.12.2018 04:33:00 | 112.603 | \$ -316.12 |

| | | | | | | | |
|------|------|---------------------|---------|------|---------------------|---------|------------|
| 3651 | Buy | 17.12.2018 22:32:00 | 113.212 | 0.01 | 20.12.2018 04:33:00 | 112.603 | \$ -589.15 |
| 3664 | Sell | 20.12.2018 04:33:00 | 112.62 | 0.03 | 20.12.2018 04:34:00 | 112.594 | \$ 78.0 |
| 3665 | Buy | 20.12.2018 05:05:00 | 112.279 | 0.03 | 20.12.2018 05:08:00 | 112.305 | \$ 78.0 |
| 2519 | Sell | 20.12.2018 06:00:00 | 112.59 | 0.01 | 20.12.2018 06:10:00 | 112.568 | \$ 22.0 |
| 2903 | Sell | 20.12.2018 06:00:00 | 112.59 | 0.01 | 20.12.2018 06:10:00 | 112.568 | \$ 22.0 |
| 3666 | Sell | 20.12.2018 06:23:00 | 112.641 | 0.03 | 20.12.2018 06:27:00 | 112.614 | \$ 81.0 |
| 3667 | Sell | 20.12.2018 09:07:00 | 112.501 | 0.03 | 20.12.2018 09:14:00 | 112.474 | \$ 81.0 |
| 2520 | Sell | 20.12.2018 10:05:00 | 112.569 | 0.01 | 20.12.2018 10:19:00 | 112.548 | \$ 21.0 |
| 2904 | Sell | 20.12.2018 10:05:00 | 112.569 | 0.01 | 20.12.2018 10:19:00 | 112.548 | \$ 21.0 |
| 3668 | Buy | 20.12.2018 14:02:00 | 112.243 | 0.01 | 20.12.2018 14:07:00 | 112.269 | \$ 26.0 |
| 3669 | Buy | 20.12.2018 15:45:00 | 111.914 | 0.01 | 20.12.2018 15:52:00 | 111.941 | \$ 27.0 |
| 3670 | Buy | 20.12.2018 17:30:00 | 111.856 | 0.01 | 20.12.2018 17:31:00 | 111.882 | \$ 26.0 |
| 3671 | Buy | 20.12.2018 19:23:00 | 111.69 | 0.01 | 20.12.2018 19:25:00 | 111.715 | \$ 25.0 |
| 3673 | Buy | 20.12.2018 23:50:00 | 111.528 | 0.01 | 21.12.2018 00:37:00 | 111.682 | \$ 157.97 |
| 3672 | Buy | 20.12.2018 22:19:00 | 111.699 | 0.03 | 21.12.2018 00:37:00 | 111.682 | \$ -39.09 |
| 1452 | Buy | 21.12.2018 04:17:00 | 110.866 | 0.02 | 21.12.2018 04:44:00 | 111.152 | \$ 572.0 |
| 1451 | Buy | 21.12.2018 04:08:00 | 110.874 | 0.02 | 21.12.2018 04:44:00 | 111.152 | \$ 556.0 |
| 1450 | Buy | 21.12.2018 04:03:00 | 110.906 | 0.02 | 21.12.2018 04:44:00 | 111.152 | \$ 492.0 |
| 1449 | Buy | 21.12.2018 03:28:00 | 110.984 | 0.02 | 21.12.2018 04:44:00 | 111.152 | \$ 336.0 |
| 1448 | Buy | 21.12.2018 02:55:00 | 111.087 | 0.02 | 21.12.2018 04:44:00 | 111.152 | \$ 130.0 |
| 1447 | Buy | 21.12.2018 02:50:00 | 111.106 | 0.02 | 21.12.2018 04:44:00 | 111.152 | \$ 92.0 |
| 1446 | Buy | 21.12.2018 02:45:00 | 111.094 | 0.02 | 21.12.2018 04:44:00 | 111.152 | \$ 116.0 |
| 1445 | Buy | 21.12.2018 02:40:00 | 111.077 | 0.02 | 21.12.2018 04:44:00 | 111.152 | \$ 150.0 |
| 1444 | Buy | 21.12.2018 02:35:00 | 111.093 | 0.02 | 21.12.2018 04:44:00 | 111.152 | \$ 118.0 |
| 1443 | Buy | 21.12.2018 02:30:00 | 111.167 | 0.02 | 21.12.2018 04:44:00 | 111.152 | \$ -30.0 |
| 1442 | Buy | 21.12.2018 02:25:00 | 111.193 | 0.02 | 21.12.2018 04:44:00 | 111.152 | \$ -82.0 |
| 1441 | Buy | 21.12.2018 02:20:00 | 111.258 | 0.02 | 21.12.2018 04:44:00 | 111.152 | \$ -212.0 |
| 1440 | Buy | 21.12.2018 02:15:00 | 111.301 | 0.02 | 21.12.2018 04:44:00 | 111.152 | \$ -298.0 |
| 1439 | Buy | 21.12.2018 02:10:00 | 111.329 | 0.02 | 21.12.2018 04:44:00 | 111.152 | \$ -354.0 |
| 1438 | Buy | 21.12.2018 02:05:00 | 111.369 | 0.02 | 21.12.2018 04:44:00 | 111.152 | \$ -434.0 |
| 1437 | Buy | 21.12.2018 02:00:00 | 111.36 | 0.02 | 21.12.2018 04:44:00 | 111.152 | \$ -416.0 |
| 3680 | Buy | 22.12.2018 01:07:00 | 111.088 | 0.01 | 22.12.2018 03:00:00 | 111.356 | \$ 268.0 |
| 3679 | Buy | 21.12.2018 23:27:00 | 111.121 | 0.01 | 22.12.2018 03:00:00 | 111.356 | \$ 235.0 |
| 3678 | Buy | 21.12.2018 19:25:00 | 111.159 | 0.01 | 22.12.2018 03:00:00 | 111.356 | \$ 197.0 |
| 3677 | Buy | 21.12.2018 17:09:00 | 111.257 | 0.01 | 22.12.2018 03:00:00 | 111.356 | \$ 99.0 |
| 3676 | Buy | 21.12.2018 03:23:00 | 111.08 | 0.01 | 22.12.2018 03:00:00 | 111.356 | \$ 276.0 |
| 3675 | Buy | 21.12.2018 01:38:00 | 111.47 | 0.01 | 22.12.2018 03:00:00 | 111.356 | \$ -114.0 |
| 3674 | Buy | 21.12.2018 01:22:00 | 111.59 | 0.03 | 22.12.2018 03:00:00 | 111.356 | \$ -702.0 |
| 2532 | Buy | 22.12.2018 01:07:00 | 111.088 | 0.01 | 22.12.2018 03:10:00 | 111.428 | \$ 340.0 |
| 2531 | Buy | 21.12.2018 23:27:00 | 111.121 | 0.01 | 22.12.2018 03:10:00 | 111.428 | \$ 307.0 |
| 2530 | Buy | 21.12.2018 19:25:00 | 111.159 | 0.01 | 22.12.2018 03:10:00 | 111.428 | \$ 269.0 |
| 2529 | Buy | 21.12.2018 17:28:00 | 111.099 | 0.01 | 22.12.2018 03:10:00 | 111.428 | \$ 329.0 |
| 2528 | Buy | 21.12.2018 10:50:00 | 111.186 | 0.01 | 22.12.2018 03:10:00 | 111.428 | \$ 242.0 |
| 2527 | Buy | 21.12.2018 08:13:00 | 111.233 | 0.01 | 22.12.2018 03:10:00 | 111.428 | \$ 195.0 |
| 2526 | Buy | 21.12.2018 03:23:00 | 111.08 | 0.01 | 22.12.2018 03:10:00 | 111.428 | \$ 348.0 |
| 2525 | Buy | 21.12.2018 01:22:00 | 111.59 | 0.01 | 22.12.2018 03:10:00 | 111.428 | \$ -162.0 |
| 2524 | Buy | 20.12.2018 22:19:00 | 111.699 | 0.01 | 22.12.2018 03:10:00 | 111.428 | \$ -267.03 |
| 2523 | Buy | 20.12.2018 19:23:00 | 111.69 | 0.01 | 22.12.2018 03:10:00 | 111.428 | \$ -258.03 |
| 2522 | Buy | 20.12.2018 17:30:00 | 111.856 | 0.01 | 22.12.2018 03:10:00 | 111.428 | \$ -424.03 |
| 2521 | Buy | 20.12.2018 14:44:00 | 112.09 | 0.01 | 22.12.2018 03:10:00 | 111.428 | \$ -658.03 |
| 2918 | Buy | 22.12.2018 01:07:00 | 111.088 | 0.01 | 22.12.2018 03:10:00 | 111.445 | \$ 357.0 |
| 2917 | Buy | 21.12.2018 23:27:00 | 111.121 | 0.01 | 22.12.2018 03:10:00 | 111.445 | \$ 324.0 |
| 2916 | Buy | 21.12.2018 19:25:00 | 111.159 | 0.01 | 22.12.2018 03:10:00 | 111.445 | \$ 286.0 |
| 2915 | Buy | 21.12.2018 17:28:00 | 111.099 | 0.01 | 22.12.2018 03:10:00 | 111.445 | \$ 346.0 |
| 2914 | Buy | 21.12.2018 10:50:00 | 111.186 | 0.02 | 22.12.2018 03:10:00 | 111.445 | \$ 518.0 |
| 2913 | Buy | 21.12.2018 08:13:00 | 111.233 | 0.02 | 22.12.2018 03:10:00 | 111.445 | \$ 424.0 |
| 2912 | Buy | 21.12.2018 03:23:00 | 111.08 | 0.01 | 22.12.2018 03:10:00 | 111.445 | \$ 365.0 |
| 2911 | Buy | 21.12.2018 01:38:00 | 111.47 | 0.01 | 22.12.2018 03:10:00 | 111.445 | \$ -25.0 |
| 2910 | Buy | 21.12.2018 01:22:00 | 111.59 | 0.02 | 22.12.2018 03:10:00 | 111.445 | \$ -290.0 |
| 2909 | Buy | 20.12.2018 23:50:00 | 111.528 | 0.01 | 22.12.2018 03:10:00 | 111.445 | \$ -79.03 |

| | | | | | | | |
|------|------|---------------------|---------|------|---------------------|---------|------------|
| 2908 | Buy | 20.12.2018 22:19:00 | 111.699 | 0.02 | 22.12.2018 03:10:00 | 111.445 | \$ -500.06 |
| 2907 | Buy | 20.12.2018 19:23:00 | 111.69 | 0.01 | 22.12.2018 03:10:00 | 111.445 | \$ -241.03 |
| 2906 | Buy | 20.12.2018 17:30:00 | 111.856 | 0.01 | 22.12.2018 03:10:00 | 111.445 | \$ -407.03 |
| 2905 | Buy | 20.12.2018 14:44:00 | 112.09 | 0.01 | 22.12.2018 03:10:00 | 111.445 | \$ -641.03 |
| 3681 | Sell | 22.12.2018 03:01:00 | 111.377 | 0.03 | 22.12.2018 03:29:00 | 111.351 | \$ 78.0 |
| 3682 | Buy | 24.12.2018 07:00:00 | 110.97 | 0.01 | 24.12.2018 07:06:00 | 110.999 | \$ 29.0 |
| 2533 | Buy | 24.12.2018 09:44:00 | 111.039 | 0.01 | 24.12.2018 09:56:00 | 111.06 | \$ 21.0 |
| 2919 | Buy | 24.12.2018 09:44:00 | 111.039 | 0.01 | 24.12.2018 09:56:00 | 111.06 | \$ 21.0 |
| 3683 | Buy | 24.12.2018 09:44:00 | 111.039 | 0.01 | 24.12.2018 09:57:00 | 111.065 | \$ 26.0 |
| 3684 | Buy | 24.12.2018 17:13:00 | 111.009 | 0.01 | 24.12.2018 18:17:00 | 111.034 | \$ 25.0 |
| 2534 | Buy | 24.12.2018 22:13:00 | 110.888 | 0.01 | 24.12.2018 22:19:00 | 110.91 | \$ 22.0 |
| 2920 | Buy | 24.12.2018 22:13:00 | 110.888 | 0.01 | 24.12.2018 22:19:00 | 110.91 | \$ 22.0 |
| 1453 | Buy | 25.12.2018 00:00:00 | 110.366 | 0.02 | 25.12.2018 00:00:00 | 110.39 | \$ 48.0 |
| 2535 | Buy | 24.12.2018 23:53:00 | 110.362 | 0.01 | 25.12.2018 00:00:00 | 110.385 | \$ 26.97 |
| 2921 | Buy | 24.12.2018 23:53:00 | 110.362 | 0.01 | 25.12.2018 00:00:00 | 110.385 | \$ 26.97 |
| 1454 | Buy | 25.12.2018 00:05:00 | 110.375 | 0.02 | 25.12.2018 00:07:00 | 110.397 | \$ 44.0 |
| 2537 | Buy | 25.12.2018 04:15:00 | 110.297 | 0.01 | 25.12.2018 04:21:00 | 110.401 | \$ 104.0 |
| 2536 | Buy | 25.12.2018 01:49:00 | 110.461 | 0.01 | 25.12.2018 04:21:00 | 110.401 | \$ -60.0 |
| 2923 | Buy | 25.12.2018 04:15:00 | 110.297 | 0.01 | 25.12.2018 04:21:00 | 110.401 | \$ 104.0 |
| 2922 | Buy | 25.12.2018 01:49:00 | 110.461 | 0.01 | 25.12.2018 04:21:00 | 110.401 | \$ -60.0 |
| 2538 | Buy | 25.12.2018 08:39:00 | 110.367 | 0.01 | 25.12.2018 08:42:00 | 110.389 | \$ 22.0 |
| 2924 | Buy | 25.12.2018 08:39:00 | 110.367 | 0.02 | 25.12.2018 08:42:00 | 110.389 | \$ 44.0 |
| 2925 | Buy | 25.12.2018 09:37:00 | 110.217 | 0.01 | 25.12.2018 09:48:00 | 110.238 | \$ 21.0 |
| 2539 | Buy | 25.12.2018 11:22:00 | 110.179 | 0.01 | 25.12.2018 12:05:00 | 110.201 | \$ 22.0 |
| 2927 | Buy | 25.12.2018 11:32:00 | 110.191 | 0.02 | 25.12.2018 12:06:00 | 110.211 | \$ 40.0 |
| 2926 | Buy | 25.12.2018 11:22:00 | 110.179 | 0.01 | 25.12.2018 12:06:00 | 110.211 | \$ 32.0 |
| 2540 | Buy | 25.12.2018 13:05:00 | 110.138 | 0.01 | 25.12.2018 13:11:00 | 110.159 | \$ 21.0 |
| 2928 | Buy | 25.12.2018 14:11:00 | 110.124 | 0.02 | 25.12.2018 14:26:00 | 110.144 | \$ 40.0 |
| 2541 | Buy | 25.12.2018 14:45:00 | 110.109 | 0.01 | 26.12.2018 07:00:00 | 110.239 | \$ 133.97 |
| 2929 | Buy | 25.12.2018 14:59:00 | 110.013 | 0.01 | 26.12.2018 07:00:00 | 110.239 | \$ 229.97 |
| 3694 | Buy | 25.12.2018 14:59:00 | 110.013 | 0.01 | 26.12.2018 07:01:00 | 110.309 | \$ 299.97 |
| 3693 | Buy | 25.12.2018 14:11:00 | 110.124 | 0.03 | 26.12.2018 07:01:00 | 110.309 | \$ 566.91 |
| 3692 | Buy | 25.12.2018 11:32:00 | 110.191 | 0.03 | 26.12.2018 07:01:00 | 110.309 | \$ 365.91 |
| 3691 | Buy | 25.12.2018 11:22:00 | 110.179 | 0.01 | 26.12.2018 07:01:00 | 110.309 | \$ 133.97 |
| 3690 | Buy | 25.12.2018 09:37:00 | 110.217 | 0.01 | 26.12.2018 07:01:00 | 110.309 | \$ 95.97 |
| 3689 | Buy | 25.12.2018 09:00:00 | 110.314 | 0.03 | 26.12.2018 07:01:00 | 110.309 | \$ -3.09 |
| 3688 | Buy | 25.12.2018 04:15:00 | 110.297 | 0.01 | 26.12.2018 07:01:00 | 110.309 | \$ 15.97 |
| 3687 | Buy | 25.12.2018 01:49:00 | 110.461 | 0.01 | 26.12.2018 07:01:00 | 110.309 | \$ -148.03 |
| 3686 | Buy | 24.12.2018 23:43:00 | 110.497 | 0.01 | 26.12.2018 07:01:00 | 110.309 | \$ -180.06 |
| 3685 | Buy | 24.12.2018 22:00:00 | 110.983 | 0.01 | 26.12.2018 07:01:00 | 110.309 | \$ -666.06 |
| 3695 | Sell | 26.12.2018 09:54:00 | 110.632 | 0.03 | 26.12.2018 10:08:00 | 110.604 | \$ 84.0 |
| 2542 | Sell | 26.12.2018 10:17:00 | 110.662 | 0.01 | 26.12.2018 10:20:00 | 110.641 | \$ 21.0 |
| 2930 | Sell | 26.12.2018 10:17:00 | 110.662 | 0.01 | 26.12.2018 10:20:00 | 110.641 | \$ 21.0 |
| 3696 | Sell | 26.12.2018 12:10:00 | 110.498 | 0.03 | 26.12.2018 12:19:00 | 110.473 | \$ 75.0 |
| 3697 | Sell | 26.12.2018 17:25:00 | 110.513 | 0.03 | 26.12.2018 17:35:00 | 110.487 | \$ 78.0 |
| 2543 | Sell | 26.12.2018 21:29:00 | 110.696 | 0.01 | 26.12.2018 21:33:00 | 110.675 | \$ 21.0 |
| 2931 | Sell | 26.12.2018 21:29:00 | 110.696 | 0.01 | 26.12.2018 21:33:00 | 110.675 | \$ 21.0 |
| 3698 | Sell | 26.12.2018 21:29:00 | 110.696 | 0.03 | 26.12.2018 21:34:00 | 110.67 | \$ 78.0 |
| 2544 | Sell | 26.12.2018 23:40:00 | 110.637 | 0.01 | 26.12.2018 23:41:00 | 110.615 | \$ 22.0 |
| 2932 | Sell | 26.12.2018 23:40:00 | 110.637 | 0.02 | 26.12.2018 23:41:00 | 110.615 | \$ 44.0 |
| 3699 | Sell | 26.12.2018 23:40:00 | 110.637 | 0.05 | 26.12.2018 23:42:00 | 110.611 | \$ 130.0 |
| 3700 | Buy | 27.12.2018 01:00:00 | 110.358 | 0.01 | 27.12.2018 01:16:00 | 110.384 | \$ 26.0 |
| 3701 | Sell | 27.12.2018 02:27:00 | 110.852 | 0.03 | 27.12.2018 02:28:00 | 110.825 | \$ 81.0 |
| 2545 | Sell | 27.12.2018 02:26:00 | 110.839 | 0.01 | 27.12.2018 02:31:00 | 110.815 | \$ 24.0 |
| 2933 | Sell | 27.12.2018 02:26:00 | 110.839 | 0.01 | 27.12.2018 02:31:00 | 110.815 | \$ 24.0 |
| 2546 | Sell | 27.12.2018 04:15:00 | 110.987 | 0.01 | 27.12.2018 04:19:00 | 110.966 | \$ 21.0 |
| 2934 | Sell | 27.12.2018 04:15:00 | 110.987 | 0.01 | 27.12.2018 04:19:00 | 110.966 | \$ 21.0 |
| 3702 | Sell | 27.12.2018 04:15:00 | 110.987 | 0.03 | 27.12.2018 04:21:00 | 110.961 | \$ 78.0 |
| 1463 | Sell | 27.12.2018 05:28:00 | 111.333 | 0.02 | 27.12.2018 07:53:00 | 111.28 | \$ 106.0 |
| 1462 | Sell | 27.12.2018 05:22:00 | 111.325 | 0.02 | 27.12.2018 07:53:00 | 111.28 | \$ 90.0 |

| | | | | | | | |
|------|------|---------------------|---------|------|---------------------|---------|-----------|
| 1461 | Sell | 27.12.2018 05:17:00 | 111.399 | 0.02 | 27.12.2018 07:53:00 | 111.28 | \$ 238.0 |
| 1460 | Sell | 27.12.2018 05:12:00 | 111.357 | 0.02 | 27.12.2018 07:53:00 | 111.28 | \$ 154.0 |
| 1459 | Sell | 27.12.2018 05:07:00 | 111.355 | 0.02 | 27.12.2018 07:53:00 | 111.28 | \$ 150.0 |
| 1458 | Sell | 27.12.2018 05:02:00 | 111.373 | 0.02 | 27.12.2018 07:53:00 | 111.28 | \$ 186.0 |
| 1457 | Sell | 27.12.2018 04:57:00 | 111.268 | 0.02 | 27.12.2018 07:53:00 | 111.28 | \$ -24.0 |
| 1456 | Sell | 27.12.2018 04:52:00 | 111.177 | 0.02 | 27.12.2018 07:53:00 | 111.28 | \$ -206.0 |
| 1455 | Sell | 27.12.2018 04:47:00 | 111.138 | 0.02 | 27.12.2018 07:53:00 | 111.28 | \$ -284.0 |
| 2547 | Sell | 27.12.2018 14:22:00 | 111.153 | 0.01 | 27.12.2018 14:31:00 | 111.13 | \$ 23.0 |
| 2935 | Sell | 27.12.2018 14:22:00 | 111.153 | 0.01 | 27.12.2018 14:31:00 | 111.13 | \$ 23.0 |
| 3703 | Sell | 27.12.2018 15:00:00 | 111.2 | 0.03 | 27.12.2018 15:02:00 | 111.172 | \$ 84.0 |
| 3704 | Buy | 27.12.2018 17:10:00 | 110.841 | 0.01 | 27.12.2018 17:13:00 | 110.869 | \$ 28.0 |
| 3705 | Buy | 27.12.2018 19:19:00 | 110.79 | 0.01 | 27.12.2018 20:28:00 | 110.816 | \$ 26.0 |
| 2548 | Buy | 27.12.2018 21:20:00 | 110.787 | 0.01 | 27.12.2018 21:42:00 | 110.809 | \$ 22.0 |
| 2936 | Buy | 27.12.2018 21:20:00 | 110.787 | 0.01 | 27.12.2018 21:42:00 | 110.809 | \$ 22.0 |
| 3706 | Buy | 27.12.2018 21:20:00 | 110.787 | 0.01 | 27.12.2018 21:43:00 | 110.813 | \$ 26.0 |
| 2549 | Buy | 27.12.2018 23:00:00 | 110.738 | 0.01 | 27.12.2018 23:11:00 | 110.76 | \$ 22.0 |
| 2937 | Buy | 27.12.2018 23:00:00 | 110.738 | 0.01 | 27.12.2018 23:11:00 | 110.76 | \$ 22.0 |
| 3707 | Buy | 27.12.2018 23:00:00 | 110.738 | 0.01 | 27.12.2018 23:11:00 | 110.763 | \$ 25.0 |
| 2939 | Buy | 28.12.2018 02:08:00 | 110.664 | 0.01 | 28.12.2018 02:20:00 | 110.717 | \$ 53.0 |
| 2938 | Buy | 28.12.2018 02:05:00 | 110.713 | 0.02 | 28.12.2018 02:20:00 | 110.717 | \$ 8.0 |
| 2550 | Buy | 28.12.2018 02:05:00 | 110.713 | 0.01 | 28.12.2018 02:24:00 | 110.733 | \$ 20.0 |
| 3709 | Buy | 28.12.2018 02:08:00 | 110.664 | 0.01 | 28.12.2018 02:24:00 | 110.726 | \$ 62.0 |
| 3708 | Buy | 28.12.2018 02:05:00 | 110.713 | 0.03 | 28.12.2018 02:24:00 | 110.726 | \$ 39.0 |
| 2940 | Buy | 28.12.2018 03:50:00 | 110.526 | 0.01 | 28.12.2018 04:04:00 | 110.546 | \$ 20.0 |
| 3710 | Buy | 28.12.2018 03:50:00 | 110.526 | 0.01 | 28.12.2018 04:05:00 | 110.553 | \$ 27.0 |
| 2551 | Buy | 28.12.2018 03:45:00 | 110.55 | 0.01 | 28.12.2018 04:07:00 | 110.571 | \$ 21.0 |
| 3711 | Sell | 28.12.2018 06:03:00 | 111.014 | 0.03 | 28.12.2018 06:59:00 | 110.988 | \$ 78.0 |
| 3712 | Buy | 28.12.2018 11:00:00 | 110.76 | 0.01 | 28.12.2018 12:01:00 | 110.786 | \$ 26.0 |
| 2552 | Buy | 28.12.2018 12:21:00 | 110.616 | 0.01 | 28.12.2018 12:37:00 | 110.637 | \$ 21.0 |
| 2941 | Buy | 28.12.2018 12:21:00 | 110.616 | 0.01 | 28.12.2018 12:37:00 | 110.637 | \$ 21.0 |
| 3713 | Buy | 28.12.2018 12:50:00 | 110.603 | 0.01 | 28.12.2018 13:56:00 | 110.628 | \$ 25.0 |
| 2557 | Buy | 28.12.2018 23:35:00 | 110.286 | 0.01 | 29.12.2018 00:23:00 | 110.421 | \$ 135.0 |
| 2556 | Buy | 28.12.2018 21:02:00 | 110.274 | 0.01 | 29.12.2018 00:23:00 | 110.421 | \$ 147.0 |
| 2555 | Buy | 28.12.2018 18:30:00 | 110.409 | 0.01 | 29.12.2018 00:23:00 | 110.421 | \$ 12.0 |
| 2554 | Buy | 28.12.2018 16:45:00 | 110.429 | 0.01 | 29.12.2018 00:23:00 | 110.421 | \$ -8.0 |
| 2553 | Buy | 28.12.2018 15:05:00 | 110.606 | 0.01 | 29.12.2018 00:23:00 | 110.421 | \$ -185.0 |
| 2947 | Buy | 28.12.2018 23:35:00 | 110.286 | 0.02 | 29.12.2018 00:41:00 | 110.462 | \$ 352.0 |
| 2946 | Buy | 28.12.2018 21:02:00 | 110.274 | 0.01 | 29.12.2018 00:41:00 | 110.462 | \$ 188.0 |
| 2945 | Buy | 28.12.2018 18:30:00 | 110.409 | 0.01 | 29.12.2018 00:41:00 | 110.462 | \$ 53.0 |
| 2944 | Buy | 28.12.2018 16:45:00 | 110.429 | 0.01 | 29.12.2018 00:41:00 | 110.462 | \$ 33.0 |
| 2943 | Buy | 28.12.2018 15:05:00 | 110.618 | 0.02 | 29.12.2018 00:41:00 | 110.462 | \$ -312.0 |
| 2942 | Buy | 28.12.2018 15:05:00 | 110.606 | 0.01 | 29.12.2018 00:41:00 | 110.462 | \$ -144.0 |
| 3719 | Buy | 28.12.2018 23:35:00 | 110.286 | 0.03 | 29.12.2018 00:41:00 | 110.468 | \$ 546.0 |
| 3718 | Buy | 28.12.2018 21:02:00 | 110.274 | 0.01 | 29.12.2018 00:41:00 | 110.468 | \$ 194.0 |
| 3717 | Buy | 28.12.2018 18:30:00 | 110.409 | 0.01 | 29.12.2018 00:41:00 | 110.468 | \$ 59.0 |
| 3716 | Buy | 28.12.2018 16:45:00 | 110.429 | 0.01 | 29.12.2018 00:41:00 | 110.468 | \$ 39.0 |
| 3715 | Buy | 28.12.2018 15:05:00 | 110.618 | 0.03 | 29.12.2018 00:41:00 | 110.468 | \$ -450.0 |
| 3714 | Buy | 28.12.2018 15:05:00 | 110.606 | 0.01 | 29.12.2018 00:41:00 | 110.468 | \$ -138.0 |
| 3720 | Buy | 29.12.2018 03:25:00 | 110.344 | 0.03 | 29.12.2018 03:47:00 | 110.369 | \$ 75.0 |
| 2558 | Buy | 29.12.2018 05:53:00 | 110.239 | 0.01 | 29.12.2018 06:39:00 | 110.26 | \$ 21.0 |
| 2948 | Buy | 29.12.2018 05:53:00 | 110.239 | 0.01 | 29.12.2018 06:39:00 | 110.26 | \$ 21.0 |
| 3722 | Buy | 29.12.2018 05:28:00 | 110.304 | 0.01 | 31.12.2018 08:01:00 | 110.349 | \$ 48.97 |
| 3721 | Buy | 29.12.2018 05:21:00 | 110.327 | 0.03 | 31.12.2018 08:01:00 | 110.349 | \$ 77.91 |
| 2559 | Buy | 31.12.2018 17:23:00 | 110.109 | 0.01 | 31.12.2018 18:10:00 | 110.129 | \$ 20.0 |
| 2949 | Buy | 31.12.2018 17:23:00 | 110.109 | 0.01 | 31.12.2018 18:10:00 | 110.129 | \$ 20.0 |
| 2561 | Buy | 31.12.2018 21:16:00 | 109.931 | 0.01 | 31.12.2018 22:47:00 | 110.034 | \$ 103.0 |
| 2560 | Buy | 31.12.2018 19:22:00 | 110.093 | 0.01 | 31.12.2018 22:47:00 | 110.034 | \$ -59.0 |
| 2951 | Buy | 31.12.2018 21:16:00 | 109.931 | 0.01 | 31.12.2018 22:47:00 | 110.034 | \$ 103.0 |
| 2950 | Buy | 31.12.2018 19:22:00 | 110.093 | 0.01 | 31.12.2018 22:47:00 | 110.034 | \$ -59.0 |
| 2562 | Buy | 01.01.2019 00:32:00 | 109.933 | 0.01 | 01.01.2019 00:34:00 | 109.956 | \$ 23.0 |

| | | | | | | | |
|------|------|---------------------|---------|------|---------------------|---------|------------|
| 2952 | Buy | 01.01.2019 00:32:00 | 109.933 | 0.02 | 01.01.2019 00:34:00 | 109.956 | \$ 46.0 |
| 2563 | Buy | 01.01.2019 04:24:00 | 109.648 | 0.01 | 02.01.2019 07:00:00 | 109.668 | \$ 23.97 |
| 2955 | Buy | 01.01.2019 05:02:00 | 109.612 | 0.02 | 02.01.2019 08:14:00 | 109.703 | \$ 189.94 |
| 2954 | Buy | 01.01.2019 04:24:00 | 109.648 | 0.01 | 02.01.2019 08:14:00 | 109.703 | \$ 58.97 |
| 2953 | Buy | 01.01.2019 00:48:00 | 109.857 | 0.01 | 02.01.2019 08:14:00 | 109.703 | \$ -150.03 |
| 2564 | Buy | 02.01.2019 09:06:00 | 109.63 | 0.01 | 02.01.2019 09:42:00 | 109.651 | \$ 21.0 |
| 2956 | Buy | 02.01.2019 09:06:00 | 109.63 | 0.02 | 02.01.2019 09:42:00 | 109.651 | \$ 42.0 |
| 1469 | Buy | 02.01.2019 18:27:00 | 108.841 | 0.02 | 02.01.2019 18:38:00 | 108.884 | \$ 86.0 |
| 1468 | Buy | 02.01.2019 18:20:00 | 108.768 | 0.02 | 02.01.2019 18:38:00 | 108.884 | \$ 232.0 |
| 1467 | Buy | 02.01.2019 18:15:00 | 108.811 | 0.02 | 02.01.2019 18:38:00 | 108.884 | \$ 146.0 |
| 1466 | Buy | 02.01.2019 18:10:00 | 108.835 | 0.02 | 02.01.2019 18:38:00 | 108.884 | \$ 98.0 |
| 1465 | Buy | 02.01.2019 18:05:00 | 108.96 | 0.02 | 02.01.2019 18:38:00 | 108.884 | \$ -152.0 |
| 1464 | Buy | 02.01.2019 18:00:00 | 108.968 | 0.02 | 02.01.2019 18:38:00 | 108.884 | \$ -168.0 |
| 2963 | Buy | 02.01.2019 22:28:00 | 108.841 | 0.01 | 02.01.2019 23:32:00 | 109.321 | \$ 480.0 |
| 2962 | Buy | 02.01.2019 22:04:00 | 109.111 | 0.02 | 02.01.2019 23:32:00 | 109.321 | \$ 420.0 |
| 2961 | Buy | 02.01.2019 17:13:00 | 109.208 | 0.01 | 02.01.2019 23:32:00 | 109.321 | \$ 113.0 |
| 2960 | Buy | 02.01.2019 14:58:00 | 109.323 | 0.01 | 02.01.2019 23:32:00 | 109.321 | \$ -2.0 |
| 2959 | Buy | 02.01.2019 13:08:00 | 109.378 | 0.01 | 02.01.2019 23:32:00 | 109.321 | \$ -57.0 |
| 2958 | Buy | 02.01.2019 11:18:00 | 109.515 | 0.01 | 02.01.2019 23:32:00 | 109.321 | \$ -194.0 |
| 2957 | Buy | 02.01.2019 11:01:00 | 109.607 | 0.02 | 02.01.2019 23:32:00 | 109.321 | \$ -572.0 |
| 2569 | Buy | 02.01.2019 22:04:00 | 109.111 | 0.01 | 02.01.2019 23:47:00 | 109.348 | \$ 237.0 |
| 2568 | Buy | 02.01.2019 17:13:00 | 109.208 | 0.01 | 02.01.2019 23:47:00 | 109.348 | \$ 140.0 |
| 2567 | Buy | 02.01.2019 14:58:00 | 109.323 | 0.01 | 02.01.2019 23:47:00 | 109.348 | \$ 25.0 |
| 2566 | Buy | 02.01.2019 13:08:00 | 109.378 | 0.01 | 02.01.2019 23:47:00 | 109.348 | \$ -30.0 |
| 2565 | Buy | 02.01.2019 11:01:00 | 109.607 | 0.01 | 02.01.2019 23:47:00 | 109.348 | \$ -259.0 |
| 3735 | Sell | 03.01.2019 03:00:00 | 109.443 | 0.03 | 03.01.2019 03:16:00 | 109.417 | \$ 78.0 |
| 2570 | Buy | 03.01.2019 06:34:00 | 108.968 | 0.01 | 03.01.2019 06:34:00 | 108.99 | \$ 22.0 |
| 2964 | Buy | 03.01.2019 06:34:00 | 108.968 | 0.01 | 03.01.2019 06:34:00 | 108.99 | \$ 22.0 |
| 1474 | Buy | 03.01.2019 08:02:00 | 106.937 | 0.02 | 03.01.2019 08:02:00 | 107.082 | \$ 290.0 |
| 1473 | Buy | 03.01.2019 07:57:00 | 106.697 | 0.02 | 03.01.2019 08:02:00 | 107.082 | \$ 770.0 |
| 1472 | Buy | 03.01.2019 07:52:00 | 106.817 | 0.02 | 03.01.2019 08:02:00 | 107.082 | \$ 530.0 |
| 1471 | Buy | 03.01.2019 07:47:00 | 106.504 | 0.02 | 03.01.2019 08:02:00 | 107.082 | \$ 1156.0 |
| 1470 | Buy | 03.01.2019 07:34:00 | 108.34 | 0.02 | 03.01.2019 08:02:00 | 107.082 | \$ -2516.0 |
| 1475 | Buy | 03.01.2019 08:07:00 | 107.018 | 0.02 | 03.01.2019 08:09:00 | 107.039 | \$ 42.0 |
| 1476 | Buy | 03.01.2019 08:12:00 | 107.161 | 0.02 | 03.01.2019 08:12:00 | 107.182 | \$ 42.0 |
| 1477 | Buy | 03.01.2019 08:17:00 | 106.994 | 0.02 | 03.01.2019 08:17:00 | 107.017 | \$ 46.0 |
| 1478 | Buy | 03.01.2019 08:22:00 | 107.173 | 0.02 | 03.01.2019 08:23:00 | 107.195 | \$ 44.0 |
| 1479 | Buy | 03.01.2019 08:27:00 | 107.27 | 0.02 | 03.01.2019 08:27:00 | 107.29 | \$ 40.0 |
| 2571 | Buy | 03.01.2019 08:50:00 | 107.407 | 0.01 | 03.01.2019 08:50:00 | 107.452 | \$ 45.0 |
| 2965 | Buy | 03.01.2019 08:50:00 | 107.407 | 0.01 | 03.01.2019 08:50:00 | 107.452 | \$ 45.0 |
| 1490 | Buy | 03.01.2019 12:21:00 | 107.095 | 0.02 | 03.01.2019 13:29:00 | 107.209 | \$ 228.0 |
| 1489 | Buy | 03.01.2019 12:16:00 | 107.086 | 0.02 | 03.01.2019 13:29:00 | 107.209 | \$ 246.0 |
| 1488 | Buy | 03.01.2019 12:11:00 | 107.105 | 0.02 | 03.01.2019 13:29:00 | 107.209 | \$ 208.0 |
| 1487 | Buy | 03.01.2019 12:06:00 | 107.173 | 0.02 | 03.01.2019 13:29:00 | 107.209 | \$ 72.0 |
| 1486 | Buy | 03.01.2019 12:01:00 | 107.168 | 0.02 | 03.01.2019 13:29:00 | 107.209 | \$ 82.0 |
| 1485 | Buy | 03.01.2019 11:56:00 | 107.175 | 0.02 | 03.01.2019 13:29:00 | 107.209 | \$ 68.0 |
| 1484 | Buy | 03.01.2019 11:51:00 | 107.205 | 0.02 | 03.01.2019 13:29:00 | 107.209 | \$ 8.0 |
| 1483 | Buy | 03.01.2019 11:46:00 | 107.209 | 0.02 | 03.01.2019 13:29:00 | 107.209 | \$ 0.0 |
| 1482 | Buy | 03.01.2019 11:41:00 | 107.173 | 0.02 | 03.01.2019 13:29:00 | 107.209 | \$ 72.0 |
| 1481 | Buy | 03.01.2019 11:36:00 | 107.319 | 0.02 | 03.01.2019 13:29:00 | 107.209 | \$ -220.0 |
| 1480 | Buy | 03.01.2019 11:31:00 | 107.371 | 0.02 | 03.01.2019 13:29:00 | 107.209 | \$ -324.0 |
| 1491 | Buy | 03.01.2019 14:17:00 | 106.96 | 0.02 | 03.01.2019 14:18:00 | 106.983 | \$ 46.0 |
| 1497 | Buy | 03.01.2019 14:47:00 | 106.877 | 0.02 | 03.01.2019 14:52:00 | 106.919 | \$ 84.0 |
| 1496 | Buy | 03.01.2019 14:42:00 | 106.866 | 0.02 | 03.01.2019 14:52:00 | 106.919 | \$ 106.0 |
| 1495 | Buy | 03.01.2019 14:37:00 | 106.896 | 0.02 | 03.01.2019 14:52:00 | 106.919 | \$ 46.0 |
| 1494 | Buy | 03.01.2019 14:32:00 | 106.873 | 0.02 | 03.01.2019 14:52:00 | 106.919 | \$ 92.0 |
| 1493 | Buy | 03.01.2019 14:27:00 | 106.887 | 0.02 | 03.01.2019 14:52:00 | 106.919 | \$ 64.0 |
| 1492 | Buy | 03.01.2019 14:22:00 | 106.994 | 0.02 | 03.01.2019 14:52:00 | 106.919 | \$ -150.0 |
| 2574 | Buy | 03.01.2019 14:04:00 | 107.134 | 0.01 | 03.01.2019 16:21:00 | 107.294 | \$ 160.0 |
| 2573 | Buy | 03.01.2019 12:11:00 | 107.105 | 0.01 | 03.01.2019 16:21:00 | 107.294 | \$ 189.0 |

| | | | | | | | |
|------|------|---------------------|---------|------|---------------------|---------|-------------|
| 2572 | Buy | 03.01.2019 10:30:00 | 107.581 | 0.01 | 03.01.2019 16:21:00 | 107.294 | \$ -287.0 |
| 2970 | Buy | 03.01.2019 14:28:00 | 106.804 | 0.01 | 03.01.2019 16:21:00 | 107.265 | \$ 461.0 |
| 2969 | Buy | 03.01.2019 14:04:00 | 107.134 | 0.02 | 03.01.2019 16:21:00 | 107.265 | \$ 262.0 |
| 2968 | Buy | 03.01.2019 12:11:00 | 107.105 | 0.01 | 03.01.2019 16:21:00 | 107.265 | \$ 160.0 |
| 2967 | Buy | 03.01.2019 11:18:00 | 107.473 | 0.02 | 03.01.2019 16:21:00 | 107.265 | \$ -416.0 |
| 2966 | Buy | 03.01.2019 10:30:00 | 107.581 | 0.01 | 03.01.2019 16:21:00 | 107.265 | \$ -316.0 |
| 2576 | Buy | 03.01.2019 20:55:00 | 107.534 | 0.01 | 03.01.2019 21:03:00 | 107.619 | \$ 85.0 |
| 2575 | Buy | 03.01.2019 19:02:00 | 107.663 | 0.01 | 03.01.2019 21:03:00 | 107.619 | \$ -44.0 |
| 2972 | Buy | 03.01.2019 20:55:00 | 107.534 | 0.02 | 03.01.2019 21:03:00 | 107.619 | \$ 170.0 |
| 2971 | Buy | 03.01.2019 19:02:00 | 107.663 | 0.02 | 03.01.2019 21:03:00 | 107.619 | \$ -88.0 |
| 3742 | Sell | 03.01.2019 23:26:00 | 107.883 | 0.03 | 03.01.2019 23:33:00 | 107.855 | \$ 84.0 |
| 2577 | Buy | 04.01.2019 00:01:00 | 107.311 | 0.01 | 04.01.2019 00:01:00 | 107.334 | \$ 23.0 |
| 2973 | Buy | 04.01.2019 00:01:00 | 107.311 | 0.01 | 04.01.2019 00:01:00 | 107.334 | \$ 23.0 |
| 2578 | Sell | 04.01.2019 01:44:00 | 108.122 | 0.01 | 04.01.2019 01:44:00 | 108.1 | \$ 22.0 |
| 2974 | Sell | 04.01.2019 01:44:00 | 108.122 | 0.01 | 04.01.2019 01:44:00 | 108.1 | \$ 22.0 |
| 3744 | Sell | 04.01.2019 01:39:00 | 107.842 | 0.03 | 04.01.2019 03:17:00 | 107.814 | \$ 84.0 |
| 3746 | Sell | 04.01.2019 08:10:00 | 107.858 | 0.03 | 04.01.2019 08:10:00 | 107.818 | \$ 120.0 |
| 3748 | Sell | 04.01.2019 10:51:00 | 107.893 | 0.03 | 04.01.2019 10:56:00 | 107.868 | \$ 75.0 |
| 2579 | Sell | 04.01.2019 11:28:00 | 108.064 | 0.01 | 04.01.2019 11:29:00 | 108.043 | \$ 21.0 |
| 2975 | Sell | 04.01.2019 11:28:00 | 108.064 | 0.01 | 04.01.2019 11:29:00 | 108.043 | \$ 21.0 |
| 3749 | Sell | 04.01.2019 12:31:00 | 108.347 | 0.03 | 04.01.2019 12:46:00 | 108.318 | \$ 87.0 |
| 2580 | Sell | 04.01.2019 13:08:00 | 108.38 | 0.01 | 04.01.2019 13:12:00 | 108.357 | \$ 23.0 |
| 2976 | Sell | 04.01.2019 13:08:00 | 108.38 | 0.01 | 04.01.2019 13:12:00 | 108.357 | \$ 23.0 |
| 2581 | Sell | 04.01.2019 22:31:00 | 108.322 | 0.01 | 04.01.2019 22:31:00 | 108.301 | \$ 21.0 |
| 2977 | Sell | 04.01.2019 22:31:00 | 108.322 | 0.01 | 04.01.2019 22:31:00 | 108.301 | \$ 21.0 |
| 2582 | Sell | 05.01.2019 01:50:00 | 108.334 | 0.01 | 05.01.2019 01:54:00 | 108.313 | \$ 21.0 |
| 2978 | Sell | 05.01.2019 01:50:00 | 108.334 | 0.01 | 05.01.2019 01:54:00 | 108.313 | \$ 21.0 |
| 2583 | Sell | 05.01.2019 04:15:00 | 108.521 | 0.01 | 05.01.2019 04:26:00 | 108.5 | \$ 21.0 |
| 2584 | Sell | 07.01.2019 08:26:00 | 108.533 | 0.01 | 07.01.2019 08:50:00 | 108.512 | \$ 21.0 |
| 2982 | Sell | 07.01.2019 08:28:00 | 108.607 | 0.01 | 07.01.2019 10:03:00 | 108.452 | \$ 155.0 |
| 2981 | Sell | 07.01.2019 08:26:00 | 108.533 | 0.02 | 07.01.2019 10:03:00 | 108.452 | \$ 162.0 |
| 2980 | Sell | 05.01.2019 04:15:00 | 108.521 | 0.01 | 07.01.2019 10:03:00 | 108.452 | \$ 59.17 |
| 2979 | Sell | 05.01.2019 02:10:00 | 108.322 | 0.02 | 07.01.2019 10:03:00 | 108.452 | \$ -279.66 |
| 3755 | Sell | 07.01.2019 08:28:00 | 108.607 | 0.03 | 07.01.2019 11:15:00 | 108.322 | \$ 855.0 |
| 3754 | Sell | 07.01.2019 08:26:00 | 108.533 | 0.05 | 07.01.2019 11:15:00 | 108.322 | \$ 1055.0 |
| 3753 | Sell | 05.01.2019 04:15:00 | 108.521 | 0.03 | 07.01.2019 11:15:00 | 108.322 | \$ 567.51 |
| 3752 | Sell | 05.01.2019 01:50:00 | 108.334 | 0.03 | 07.01.2019 11:15:00 | 108.322 | \$ 6.51 |
| 3751 | Sell | 04.01.2019 22:18:00 | 108.07 | 0.05 | 07.01.2019 11:15:00 | 108.322 | \$ -1309.15 |
| 3750 | Sell | 04.01.2019 22:18:00 | 108.08 | 0.03 | 07.01.2019 11:15:00 | 108.322 | \$ -755.49 |
| 2585 | Buy | 07.01.2019 13:10:00 | 108.071 | 0.01 | 07.01.2019 13:13:00 | 108.092 | \$ 21.0 |
| 2983 | Buy | 07.01.2019 13:10:00 | 108.071 | 0.01 | 07.01.2019 13:13:00 | 108.092 | \$ 21.0 |
| 2586 | Buy | 07.01.2019 16:05:00 | 108.134 | 0.01 | 07.01.2019 16:08:00 | 108.155 | \$ 21.0 |
| 2984 | Buy | 07.01.2019 16:05:00 | 108.134 | 0.01 | 07.01.2019 16:08:00 | 108.155 | \$ 21.0 |
| 3759 | Sell | 07.01.2019 22:46:00 | 108.365 | 0.03 | 07.01.2019 23:10:00 | 108.339 | \$ 78.0 |
| 2587 | Sell | 08.01.2019 01:36:00 | 108.564 | 0.01 | 08.01.2019 01:39:00 | 108.54 | \$ 24.0 |
| 2985 | Sell | 08.01.2019 01:36:00 | 108.564 | 0.01 | 08.01.2019 01:39:00 | 108.54 | \$ 24.0 |
| 2589 | Sell | 08.01.2019 06:45:00 | 108.743 | 0.01 | 08.01.2019 07:16:00 | 108.673 | \$ 70.0 |
| 2588 | Sell | 08.01.2019 05:05:00 | 108.648 | 0.01 | 08.01.2019 07:16:00 | 108.673 | \$ -25.0 |
| 2987 | Sell | 08.01.2019 06:45:00 | 108.743 | 0.01 | 08.01.2019 07:16:00 | 108.673 | \$ 70.0 |
| 2986 | Sell | 08.01.2019 05:05:00 | 108.648 | 0.01 | 08.01.2019 07:16:00 | 108.673 | \$ -25.0 |
| 2590 | Sell | 08.01.2019 09:15:00 | 108.699 | 0.01 | 08.01.2019 10:13:00 | 108.678 | \$ 21.0 |
| 2988 | Sell | 08.01.2019 09:15:00 | 108.699 | 0.02 | 08.01.2019 10:13:00 | 108.678 | \$ 42.0 |
| 3764 | Sell | 08.01.2019 09:15:00 | 108.699 | 0.05 | 08.01.2019 10:13:00 | 108.615 | \$ 420.0 |
| 3763 | Sell | 08.01.2019 06:45:00 | 108.743 | 0.03 | 08.01.2019 10:13:00 | 108.615 | \$ 384.0 |
| 3762 | Sell | 08.01.2019 05:05:00 | 108.648 | 0.03 | 08.01.2019 10:13:00 | 108.615 | \$ 99.0 |
| 3761 | Sell | 08.01.2019 02:57:00 | 108.645 | 0.03 | 08.01.2019 10:13:00 | 108.615 | \$ 90.0 |
| 3760 | Sell | 08.01.2019 00:26:00 | 108.439 | 0.03 | 08.01.2019 10:13:00 | 108.615 | \$ -528.0 |
| 3765 | Sell | 08.01.2019 11:43:00 | 108.702 | 0.05 | 08.01.2019 12:29:00 | 108.676 | \$ 130.0 |
| 3758 | Buy | 07.01.2019 17:16:00 | 108.11 | 0.01 | 08.01.2019 12:49:00 | 108.843 | \$ 736.97 |
| 3757 | Buy | 07.01.2019 14:54:00 | 108.171 | 0.01 | 08.01.2019 12:49:00 | 108.843 | \$ 675.97 |

| | | | | | | | |
|------|------|---------------------|---------|------|---------------------|---------|-------------|
| 3756 | Buy | 07.01.2019 12:08:00 | 108.187 | 0.01 | 08.01.2019 12:49:00 | 108.843 | \$ 659.97 |
| 3747 | Buy | 04.01.2019 10:00:00 | 107.539 | 0.01 | 08.01.2019 12:49:00 | 108.843 | \$ 1311.94 |
| 3745 | Buy | 04.01.2019 05:10:00 | 107.482 | 0.01 | 08.01.2019 12:49:00 | 108.843 | \$ 1368.94 |
| 3743 | Buy | 04.01.2019 00:01:00 | 107.311 | 0.01 | 08.01.2019 12:49:00 | 108.843 | \$ 1539.94 |
| 3741 | Buy | 03.01.2019 14:28:00 | 106.804 | 0.01 | 08.01.2019 12:49:00 | 108.843 | \$ 2050.91 |
| 3740 | Buy | 03.01.2019 14:04:00 | 107.134 | 0.03 | 08.01.2019 12:49:00 | 108.843 | \$ 5162.73 |
| 3739 | Buy | 03.01.2019 12:11:00 | 107.047 | 0.01 | 08.01.2019 12:49:00 | 108.843 | \$ 1807.91 |
| 3738 | Buy | 03.01.2019 08:50:00 | 107.407 | 0.01 | 08.01.2019 12:49:00 | 108.843 | \$ 1447.91 |
| 3737 | Buy | 03.01.2019 06:40:00 | 108.961 | 0.01 | 08.01.2019 12:49:00 | 108.843 | \$ -106.09 |
| 3736 | Buy | 03.01.2019 05:00:00 | 109.213 | 0.01 | 08.01.2019 12:49:00 | 108.843 | \$ -358.09 |
| 3734 | Buy | 02.01.2019 17:13:00 | 109.208 | 0.01 | 08.01.2019 12:49:00 | 108.843 | \$ -341.18 |
| 3733 | Buy | 02.01.2019 14:58:00 | 109.323 | 0.01 | 08.01.2019 12:49:00 | 108.843 | \$ -456.18 |
| 3732 | Buy | 02.01.2019 13:08:00 | 109.378 | 0.01 | 08.01.2019 12:49:00 | 108.843 | \$ -511.18 |
| 3731 | Buy | 02.01.2019 11:18:00 | 109.515 | 0.01 | 08.01.2019 12:49:00 | 108.843 | \$ -648.18 |
| 3730 | Buy | 02.01.2019 10:05:00 | 109.6 | 0.03 | 08.01.2019 12:49:00 | 108.843 | \$ -2199.54 |
| 3729 | Buy | 01.01.2019 05:02:00 | 109.612 | 0.03 | 08.01.2019 12:49:00 | 108.843 | \$ -2223.63 |
| 3728 | Buy | 01.01.2019 04:24:00 | 109.648 | 0.01 | 08.01.2019 12:49:00 | 108.843 | \$ -777.21 |
| 3727 | Buy | 01.01.2019 00:48:00 | 109.857 | 0.01 | 08.01.2019 12:49:00 | 108.843 | \$ -986.21 |
| 3726 | Buy | 01.01.2019 00:45:00 | 109.873 | 0.03 | 08.01.2019 12:49:00 | 108.843 | \$ -3006.63 |
| 3725 | Buy | 31.12.2018 21:16:00 | 109.931 | 0.01 | 08.01.2019 12:49:00 | 108.843 | \$ -1056.24 |
| 3724 | Buy | 31.12.2018 19:22:00 | 110.093 | 0.01 | 08.01.2019 12:49:00 | 108.843 | \$ -1218.24 |
| 3723 | Buy | 31.12.2018 16:56:00 | 110.269 | 0.01 | 08.01.2019 12:49:00 | 108.843 | \$ -1394.24 |
| 1500 | Sell | 08.01.2019 13:17:00 | 108.963 | 0.02 | 08.01.2019 13:28:00 | 108.931 | \$ 64.0 |
| 1499 | Sell | 08.01.2019 13:12:00 | 108.947 | 0.02 | 08.01.2019 13:28:00 | 108.931 | \$ 32.0 |
| 1498 | Sell | 08.01.2019 13:03:00 | 108.947 | 0.02 | 08.01.2019 13:28:00 | 108.931 | \$ 32.0 |
| 2592 | Sell | 08.01.2019 13:56:00 | 108.977 | 0.01 | 08.01.2019 15:07:00 | 108.791 | \$ 186.0 |
| 2591 | Sell | 08.01.2019 11:40:00 | 108.65 | 0.01 | 08.01.2019 15:07:00 | 108.791 | \$ -141.0 |
| 2593 | Sell | 08.01.2019 16:17:00 | 108.959 | 0.01 | 08.01.2019 17:01:00 | 108.936 | \$ 23.0 |
| 3767 | Sell | 08.01.2019 16:17:00 | 108.961 | 0.03 | 08.01.2019 18:33:00 | 108.837 | \$ 372.0 |
| 3766 | Sell | 08.01.2019 12:46:00 | 108.765 | 0.03 | 08.01.2019 18:33:00 | 108.837 | \$ -216.0 |
| 2991 | Sell | 08.01.2019 16:17:00 | 108.961 | 0.01 | 08.01.2019 19:51:00 | 108.734 | \$ 227.0 |
| 2990 | Sell | 08.01.2019 12:46:00 | 108.765 | 0.01 | 08.01.2019 19:51:00 | 108.734 | \$ 31.0 |
| 2989 | Sell | 08.01.2019 11:40:00 | 108.65 | 0.02 | 08.01.2019 19:51:00 | 108.734 | \$ -168.0 |
| 3768 | Sell | 08.01.2019 23:01:00 | 108.878 | 0.03 | 08.01.2019 23:57:00 | 108.852 | \$ 78.0 |
| 3769 | Buy | 09.01.2019 01:00:00 | 108.636 | 0.01 | 09.01.2019 01:08:00 | 108.661 | \$ 25.0 |
| 2594 | Buy | 09.01.2019 01:37:00 | 108.464 | 0.01 | 09.01.2019 01:38:00 | 108.486 | \$ 22.0 |
| 2992 | Buy | 09.01.2019 01:37:00 | 108.464 | 0.01 | 09.01.2019 01:38:00 | 108.486 | \$ 22.0 |
| 3770 | Buy | 09.01.2019 02:40:00 | 108.55 | 0.01 | 09.01.2019 02:58:00 | 108.575 | \$ 25.0 |
| 3771 | Sell | 09.01.2019 09:51:00 | 108.832 | 0.03 | 09.01.2019 09:53:00 | 108.806 | \$ 78.0 |
| 3772 | Sell | 09.01.2019 11:31:00 | 108.9 | 0.03 | 09.01.2019 12:38:00 | 108.873 | \$ 81.0 |
| 2595 | Sell | 09.01.2019 13:10:00 | 108.944 | 0.01 | 09.01.2019 13:18:00 | 108.923 | \$ 21.0 |
| 2993 | Sell | 09.01.2019 13:10:00 | 108.944 | 0.01 | 09.01.2019 13:18:00 | 108.923 | \$ 21.0 |
| 3773 | Sell | 09.01.2019 13:11:00 | 108.935 | 0.03 | 09.01.2019 13:21:00 | 108.909 | \$ 78.0 |
| 3774 | Sell | 09.01.2019 16:30:00 | 108.974 | 0.03 | 09.01.2019 16:35:00 | 108.948 | \$ 78.0 |
| 3775 | Sell | 09.01.2019 18:17:00 | 108.947 | 0.03 | 09.01.2019 18:30:00 | 108.919 | \$ 84.0 |
| 2596 | Buy | 09.01.2019 23:41:00 | 108.491 | 0.01 | 09.01.2019 23:43:00 | 108.512 | \$ 21.0 |
| 2994 | Buy | 09.01.2019 23:41:00 | 108.491 | 0.01 | 09.01.2019 23:43:00 | 108.512 | \$ 21.0 |
| 2597 | Buy | 10.01.2019 03:06:00 | 108.265 | 0.01 | 10.01.2019 03:16:00 | 108.286 | \$ 21.0 |
| 2995 | Buy | 10.01.2019 03:06:00 | 108.265 | 0.01 | 10.01.2019 03:16:00 | 108.286 | \$ 21.0 |
| 1501 | Buy | 10.01.2019 04:25:00 | 108.069 | 0.02 | 10.01.2019 04:26:00 | 108.09 | \$ 42.0 |
| 1502 | Buy | 10.01.2019 05:41:00 | 108.018 | 0.02 | 10.01.2019 05:43:00 | 108.04 | \$ 44.0 |
| 1503 | Buy | 10.01.2019 05:55:00 | 108.019 | 0.02 | 10.01.2019 05:56:00 | 108.04 | \$ 42.0 |
| 1504 | Buy | 10.01.2019 06:00:00 | 108.024 | 0.02 | 10.01.2019 06:27:00 | 108.047 | \$ 46.0 |
| 2598 | Buy | 10.01.2019 05:28:00 | 108.199 | 0.01 | 10.01.2019 08:24:00 | 108.222 | \$ 23.0 |
| 2996 | Buy | 10.01.2019 05:28:00 | 108.199 | 0.01 | 10.01.2019 08:24:00 | 108.222 | \$ 23.0 |
| 2599 | Buy | 10.01.2019 09:20:00 | 108.155 | 0.01 | 10.01.2019 09:27:00 | 108.176 | \$ 21.0 |
| 2997 | Buy | 10.01.2019 09:20:00 | 108.155 | 0.02 | 10.01.2019 09:27:00 | 108.176 | \$ 42.0 |
| 2600 | Buy | 10.01.2019 11:14:00 | 107.934 | 0.01 | 10.01.2019 11:29:00 | 107.958 | \$ 24.0 |
| 2601 | Buy | 10.01.2019 13:01:00 | 107.839 | 0.01 | 10.01.2019 13:03:00 | 107.86 | \$ 21.0 |
| 2999 | Buy | 10.01.2019 12:16:00 | 107.901 | 0.01 | 10.01.2019 13:58:00 | 107.976 | \$ 75.0 |

| | | | | | | | |
|------|------|---------------------|---------|------|---------------------|---------|------------|
| 2998 | Buy | 10.01.2019 10:00:00 | 108.008 | 0.01 | 10.01.2019 13:58:00 | 107.976 | \$ -32.0 |
| 3001 | Buy | 10.01.2019 15:50:00 | 107.792 | 0.01 | 10.01.2019 16:12:00 | 107.875 | \$ 83.0 |
| 3000 | Buy | 10.01.2019 15:40:00 | 107.885 | 0.02 | 10.01.2019 16:12:00 | 107.875 | \$ -20.0 |
| 2602 | Buy | 10.01.2019 15:40:00 | 107.885 | 0.01 | 10.01.2019 16:31:00 | 107.906 | \$ 21.0 |
| 3784 | Buy | 10.01.2019 15:50:00 | 107.792 | 0.01 | 10.01.2019 18:00:00 | 108.099 | \$ 307.0 |
| 3783 | Buy | 10.01.2019 15:40:00 | 107.885 | 0.03 | 10.01.2019 18:00:00 | 108.099 | \$ 642.0 |
| 3782 | Buy | 10.01.2019 12:16:00 | 107.901 | 0.01 | 10.01.2019 18:00:00 | 108.099 | \$ 198.0 |
| 3781 | Buy | 10.01.2019 10:00:00 | 108.008 | 0.01 | 10.01.2019 18:00:00 | 108.099 | \$ 91.0 |
| 3780 | Buy | 10.01.2019 09:56:00 | 108.102 | 0.03 | 10.01.2019 18:00:00 | 108.099 | \$ -9.0 |
| 3779 | Buy | 10.01.2019 05:28:00 | 108.199 | 0.01 | 10.01.2019 18:00:00 | 108.099 | \$ -100.0 |
| 3778 | Buy | 10.01.2019 03:06:00 | 108.265 | 0.01 | 10.01.2019 18:00:00 | 108.099 | \$ -166.0 |
| 3777 | Buy | 10.01.2019 00:44:00 | 108.098 | 0.01 | 10.01.2019 18:00:00 | 108.099 | \$ 1.0 |
| 3776 | Buy | 09.01.2019 23:03:00 | 108.714 | 0.01 | 10.01.2019 18:00:00 | 108.099 | \$ -603.09 |
| 3785 | Sell | 10.01.2019 23:01:00 | 108.195 | 0.03 | 10.01.2019 23:09:00 | 108.169 | \$ 78.0 |
| 2603 | Sell | 11.01.2019 02:37:00 | 108.333 | 0.01 | 11.01.2019 03:07:00 | 108.308 | \$ 25.0 |
| 3002 | Sell | 11.01.2019 02:37:00 | 108.333 | 0.01 | 11.01.2019 03:07:00 | 108.308 | \$ 25.0 |
| 3787 | Sell | 11.01.2019 02:37:00 | 108.333 | 0.03 | 11.01.2019 03:15:00 | 108.23 | \$ 309.0 |
| 3786 | Sell | 11.01.2019 00:41:00 | 108.178 | 0.03 | 11.01.2019 03:15:00 | 108.23 | \$ -156.0 |
| 2605 | Sell | 11.01.2019 06:00:00 | 108.48 | 0.01 | 11.01.2019 07:17:00 | 108.422 | \$ 58.0 |
| 2604 | Sell | 11.01.2019 04:17:00 | 108.405 | 0.01 | 11.01.2019 07:17:00 | 108.422 | \$ -17.0 |
| 3004 | Sell | 11.01.2019 06:00:00 | 108.48 | 0.01 | 11.01.2019 07:17:00 | 108.422 | \$ 58.0 |
| 3003 | Sell | 11.01.2019 04:17:00 | 108.405 | 0.01 | 11.01.2019 07:17:00 | 108.422 | \$ -17.0 |
| 3789 | Sell | 11.01.2019 06:00:00 | 108.48 | 0.03 | 11.01.2019 07:17:00 | 108.417 | \$ 189.0 |
| 3788 | Sell | 11.01.2019 04:17:00 | 108.405 | 0.03 | 11.01.2019 07:17:00 | 108.417 | \$ -36.0 |
| 2606 | Sell | 11.01.2019 09:55:00 | 108.398 | 0.01 | 11.01.2019 10:13:00 | 108.374 | \$ 24.0 |
| 3005 | Sell | 11.01.2019 09:55:00 | 108.398 | 0.02 | 11.01.2019 10:13:00 | 108.374 | \$ 48.0 |
| 3790 | Buy | 11.01.2019 22:39:00 | 108.193 | 0.01 | 11.01.2019 22:57:00 | 108.218 | \$ 25.0 |
| 3791 | Sell | 11.01.2019 23:22:00 | 108.461 | 0.03 | 12.01.2019 00:00:00 | 108.431 | \$ 90.0 |
| 3792 | Sell | 12.01.2019 03:43:00 | 108.483 | 0.03 | 14.01.2019 08:13:00 | 108.454 | \$ 57.51 |
| 2608 | Buy | 14.01.2019 14:05:00 | 108.107 | 0.01 | 14.01.2019 16:00:00 | 108.172 | \$ 65.0 |
| 2607 | Buy | 14.01.2019 12:05:00 | 108.196 | 0.01 | 14.01.2019 16:00:00 | 108.172 | \$ -24.0 |
| 3007 | Buy | 14.01.2019 14:05:00 | 108.107 | 0.01 | 14.01.2019 16:00:00 | 108.172 | \$ 65.0 |
| 3006 | Buy | 14.01.2019 12:05:00 | 108.196 | 0.01 | 14.01.2019 16:00:00 | 108.172 | \$ -24.0 |
| 2609 | Buy | 14.01.2019 16:50:00 | 108.105 | 0.01 | 14.01.2019 17:17:00 | 108.126 | \$ 21.0 |
| 3008 | Buy | 14.01.2019 16:50:00 | 108.105 | 0.01 | 14.01.2019 17:17:00 | 108.126 | \$ 21.0 |
| 3795 | Buy | 14.01.2019 16:50:00 | 108.105 | 0.01 | 14.01.2019 17:40:00 | 108.179 | \$ 74.0 |
| 3794 | Buy | 14.01.2019 14:05:00 | 108.107 | 0.01 | 14.01.2019 17:40:00 | 108.179 | \$ 72.0 |
| 3793 | Buy | 14.01.2019 10:50:00 | 108.243 | 0.01 | 14.01.2019 17:40:00 | 108.179 | \$ -64.0 |
| 2610 | Buy | 14.01.2019 19:05:00 | 108.117 | 0.01 | 14.01.2019 19:47:00 | 108.138 | \$ 21.0 |
| 3009 | Buy | 14.01.2019 19:05:00 | 108.117 | 0.02 | 14.01.2019 19:47:00 | 108.138 | \$ 42.0 |
| 3010 | Buy | 14.01.2019 20:18:00 | 108.068 | 0.01 | 14.01.2019 20:53:00 | 108.089 | \$ 21.0 |
| 3797 | Buy | 14.01.2019 20:18:00 | 108.068 | 0.01 | 14.01.2019 21:00:00 | 108.111 | \$ 43.0 |
| 3796 | Buy | 14.01.2019 20:15:00 | 108.091 | 0.03 | 14.01.2019 21:00:00 | 108.111 | \$ 60.0 |
| 1505 | Sell | 15.01.2019 14:26:00 | 108.748 | 0.02 | 15.01.2019 14:35:00 | 108.726 | \$ 44.0 |
| 2612 | Sell | 15.01.2019 14:17:00 | 108.674 | 0.01 | 15.01.2019 18:00:00 | 108.564 | \$ 110.0 |
| 2611 | Sell | 15.01.2019 12:06:00 | 108.496 | 0.01 | 15.01.2019 18:00:00 | 108.564 | \$ -68.0 |
| 3012 | Sell | 15.01.2019 14:17:00 | 108.674 | 0.01 | 15.01.2019 18:00:00 | 108.564 | \$ 110.0 |
| 3011 | Sell | 15.01.2019 12:06:00 | 108.496 | 0.01 | 15.01.2019 18:00:00 | 108.564 | \$ -68.0 |
| 3800 | Sell | 15.01.2019 14:17:00 | 108.674 | 0.03 | 15.01.2019 20:53:00 | 108.457 | \$ 651.0 |
| 3799 | Sell | 15.01.2019 12:06:00 | 108.496 | 0.03 | 15.01.2019 20:53:00 | 108.457 | \$ 117.0 |
| 3798 | Sell | 15.01.2019 09:11:00 | 108.285 | 0.03 | 15.01.2019 20:53:00 | 108.457 | \$ -516.0 |
| 3801 | Sell | 16.01.2019 01:19:00 | 108.626 | 0.03 | 16.01.2019 01:20:00 | 108.598 | \$ 84.0 |
| 2613 | Sell | 16.01.2019 02:01:00 | 108.723 | 0.01 | 16.01.2019 02:03:00 | 108.702 | \$ 21.0 |
| 3013 | Sell | 16.01.2019 02:01:00 | 108.723 | 0.01 | 16.01.2019 02:03:00 | 108.702 | \$ 21.0 |
| 2614 | Sell | 16.01.2019 06:01:00 | 108.701 | 0.01 | 16.01.2019 06:04:00 | 108.679 | \$ 22.0 |
| 3014 | Sell | 16.01.2019 06:01:00 | 108.701 | 0.01 | 16.01.2019 06:04:00 | 108.679 | \$ 22.0 |
| 3803 | Sell | 16.01.2019 05:37:00 | 108.649 | 0.03 | 16.01.2019 09:05:00 | 108.601 | \$ 144.0 |
| 3802 | Sell | 16.01.2019 05:32:00 | 108.616 | 0.05 | 16.01.2019 09:05:00 | 108.601 | \$ 75.0 |
| 3804 | Buy | 16.01.2019 10:00:00 | 108.47 | 0.01 | 16.01.2019 11:18:00 | 108.496 | \$ 26.0 |
| 2616 | Sell | 16.01.2019 23:47:00 | 108.859 | 0.01 | 17.01.2019 00:32:00 | 108.803 | \$ 26.51 |

| | | | | | | | |
|------|------|---------------------|---------|------|---------------------|---------|------------|
| 2615 | Sell | 16.01.2019 20:02:00 | 108.789 | 0.01 | 17.01.2019 00:32:00 | 108.803 | \$ -43.49 |
| 3016 | Sell | 16.01.2019 23:47:00 | 108.859 | 0.01 | 17.01.2019 00:32:00 | 108.803 | \$ 26.51 |
| 3015 | Sell | 16.01.2019 20:02:00 | 108.789 | 0.01 | 17.01.2019 00:32:00 | 108.803 | \$ -43.49 |
| 3806 | Sell | 16.01.2019 23:47:00 | 108.859 | 0.03 | 17.01.2019 00:38:00 | 108.743 | \$ 259.53 |
| 3805 | Sell | 16.01.2019 19:13:00 | 108.677 | 0.03 | 17.01.2019 00:38:00 | 108.743 | \$ -286.47 |
| 2617 | Sell | 17.01.2019 01:31:00 | 108.896 | 0.01 | 17.01.2019 01:39:00 | 108.874 | \$ 22.0 |
| 3018 | Sell | 17.01.2019 01:31:00 | 108.896 | 0.01 | 17.01.2019 01:48:00 | 108.843 | \$ 53.0 |
| 3017 | Sell | 17.01.2019 01:20:00 | 108.849 | 0.02 | 17.01.2019 01:48:00 | 108.843 | \$ 12.0 |
| 3808 | Sell | 17.01.2019 01:31:00 | 108.896 | 0.03 | 17.01.2019 01:48:00 | 108.84 | \$ 168.0 |
| 3807 | Sell | 17.01.2019 01:20:00 | 108.849 | 0.05 | 17.01.2019 01:48:00 | 108.84 | \$ 45.0 |
| 2618 | Sell | 17.01.2019 04:25:00 | 108.938 | 0.01 | 17.01.2019 04:53:00 | 108.917 | \$ 21.0 |
| 3020 | Sell | 17.01.2019 04:33:00 | 108.97 | 0.01 | 17.01.2019 04:53:00 | 108.927 | \$ 43.0 |
| 3019 | Sell | 17.01.2019 04:25:00 | 108.938 | 0.02 | 17.01.2019 04:53:00 | 108.927 | \$ 22.0 |
| 3810 | Sell | 17.01.2019 04:33:00 | 108.97 | 0.03 | 17.01.2019 04:53:00 | 108.924 | \$ 138.0 |
| 3809 | Sell | 17.01.2019 04:25:00 | 108.938 | 0.05 | 17.01.2019 04:53:00 | 108.924 | \$ 70.0 |
| 1506 | Sell | 17.01.2019 05:28:00 | 109.15 | 0.02 | 17.01.2019 05:32:00 | 109.128 | \$ 44.0 |
| 2619 | Sell | 17.01.2019 06:27:00 | 109.071 | 0.01 | 17.01.2019 07:03:00 | 109.049 | \$ 22.0 |
| 3021 | Sell | 17.01.2019 06:27:00 | 109.071 | 0.01 | 17.01.2019 07:03:00 | 109.049 | \$ 22.0 |
| 3811 | Sell | 17.01.2019 06:27:00 | 109.071 | 0.03 | 17.01.2019 07:03:00 | 109.045 | \$ 78.0 |
| 3813 | Sell | 17.01.2019 13:04:00 | 109.044 | 0.03 | 17.01.2019 13:45:00 | 109.011 | \$ 99.0 |
| 3812 | Sell | 17.01.2019 13:04:00 | 109.034 | 0.05 | 17.01.2019 13:45:00 | 109.011 | \$ 115.0 |
| 3814 | Buy | 17.01.2019 16:00:00 | 108.843 | 0.01 | 17.01.2019 16:01:00 | 108.871 | \$ 28.0 |
| 3815 | Buy | 17.01.2019 18:54:00 | 108.735 | 0.01 | 17.01.2019 19:01:00 | 108.76 | \$ 25.0 |
| 2620 | Buy | 17.01.2019 22:27:00 | 108.702 | 0.01 | 17.01.2019 22:29:00 | 108.723 | \$ 21.0 |
| 3022 | Buy | 17.01.2019 22:27:00 | 108.702 | 0.01 | 17.01.2019 22:29:00 | 108.723 | \$ 21.0 |
| 3816 | Buy | 17.01.2019 22:27:00 | 108.718 | 0.01 | 17.01.2019 22:30:00 | 108.745 | \$ 27.0 |
| 3817 | Sell | 18.01.2019 00:17:00 | 108.999 | 0.03 | 18.01.2019 00:19:00 | 108.971 | \$ 84.0 |
| 1507 | Sell | 18.01.2019 04:44:00 | 109.331 | 0.02 | 18.01.2019 04:44:00 | 109.31 | \$ 42.0 |
| 1508 | Sell | 18.01.2019 04:49:00 | 109.367 | 0.02 | 18.01.2019 04:49:00 | 109.346 | \$ 42.0 |
| 1509 | Sell | 18.01.2019 04:54:00 | 109.329 | 0.02 | 18.01.2019 04:55:00 | 109.306 | \$ 46.0 |
| 2622 | Sell | 18.01.2019 06:55:00 | 109.244 | 0.01 | 18.01.2019 08:10:00 | 109.149 | \$ 95.0 |
| 2621 | Sell | 18.01.2019 04:40:00 | 109.101 | 0.01 | 18.01.2019 08:10:00 | 109.149 | \$ -48.0 |
| 3024 | Sell | 18.01.2019 06:55:00 | 109.244 | 0.01 | 18.01.2019 08:10:00 | 109.149 | \$ 95.0 |
| 3023 | Sell | 18.01.2019 04:40:00 | 109.101 | 0.01 | 18.01.2019 08:10:00 | 109.149 | \$ -48.0 |
| 3819 | Sell | 18.01.2019 06:55:00 | 109.244 | 0.03 | 18.01.2019 08:11:00 | 109.145 | \$ 297.0 |
| 3818 | Sell | 18.01.2019 04:40:00 | 109.101 | 0.03 | 18.01.2019 08:11:00 | 109.145 | \$ -132.0 |
| 1510 | Sell | 18.01.2019 09:31:00 | 109.357 | 0.02 | 18.01.2019 09:36:00 | 109.336 | \$ 42.0 |
| 2628 | Sell | 18.01.2019 21:01:00 | 109.52 | 0.01 | 18.01.2019 21:51:00 | 109.397 | \$ 123.0 |
| 2627 | Sell | 18.01.2019 18:07:00 | 109.526 | 0.01 | 18.01.2019 21:51:00 | 109.397 | \$ 129.0 |
| 2626 | Sell | 18.01.2019 16:15:00 | 109.453 | 0.01 | 18.01.2019 21:51:00 | 109.397 | \$ 56.0 |
| 2625 | Sell | 18.01.2019 13:26:00 | 109.436 | 0.01 | 18.01.2019 21:51:00 | 109.397 | \$ 39.0 |
| 2624 | Sell | 18.01.2019 10:45:00 | 109.371 | 0.01 | 18.01.2019 21:51:00 | 109.397 | \$ -26.0 |
| 2623 | Sell | 18.01.2019 09:05:00 | 109.211 | 0.01 | 18.01.2019 21:51:00 | 109.397 | \$ -186.0 |
| 3031 | Sell | 18.01.2019 21:01:00 | 109.52 | 0.02 | 18.01.2019 21:57:00 | 109.377 | \$ 286.0 |
| 3030 | Sell | 18.01.2019 17:36:00 | 109.485 | 0.01 | 18.01.2019 21:57:00 | 109.377 | \$ 108.0 |
| 3029 | Sell | 18.01.2019 16:15:00 | 109.453 | 0.02 | 18.01.2019 21:57:00 | 109.377 | \$ 152.0 |
| 3028 | Sell | 18.01.2019 13:29:00 | 109.388 | 0.02 | 18.01.2019 21:57:00 | 109.377 | \$ 22.0 |
| 3027 | Sell | 18.01.2019 13:26:00 | 109.436 | 0.01 | 18.01.2019 21:57:00 | 109.377 | \$ 59.0 |
| 3026 | Sell | 18.01.2019 09:21:00 | 109.318 | 0.01 | 18.01.2019 21:57:00 | 109.377 | \$ -59.0 |
| 3025 | Sell | 18.01.2019 09:05:00 | 109.211 | 0.02 | 18.01.2019 21:57:00 | 109.377 | \$ -332.0 |
| 2629 | Sell | 18.01.2019 23:29:00 | 109.529 | 0.01 | 18.01.2019 23:30:00 | 109.507 | \$ 22.0 |
| 3032 | Sell | 18.01.2019 23:29:00 | 109.529 | 0.02 | 18.01.2019 23:30:00 | 109.507 | \$ 44.0 |
| 3033 | Sell | 19.01.2019 00:20:00 | 109.67 | 0.01 | 19.01.2019 00:20:00 | 109.649 | \$ 21.0 |
| 2630 | Sell | 19.01.2019 01:23:00 | 109.757 | 0.01 | 19.01.2019 01:26:00 | 109.736 | \$ 21.0 |
| 3034 | Sell | 19.01.2019 02:00:00 | 109.794 | 0.01 | 19.01.2019 02:08:00 | 109.77 | \$ 24.0 |
| 3829 | Buy | 22.01.2019 10:07:00 | 109.575 | 0.01 | 22.01.2019 10:12:00 | 109.602 | \$ 27.0 |
| 3828 | Sell | 21.01.2019 12:00:00 | 109.701 | 0.05 | 22.01.2019 12:43:00 | 109.459 | \$ 1160.85 |
| 3827 | Sell | 19.01.2019 02:00:00 | 109.794 | 0.03 | 22.01.2019 12:43:00 | 109.459 | \$ 946.02 |
| 3826 | Sell | 19.01.2019 00:20:00 | 109.67 | 0.03 | 22.01.2019 12:43:00 | 109.459 | \$ 574.02 |
| 3825 | Sell | 18.01.2019 17:36:00 | 109.485 | 0.03 | 22.01.2019 12:43:00 | 109.459 | \$ 19.02 |

| | | | | | | | |
|------|------|---------------------|---------|------|---------------------|---------|------------|
| 3824 | Sell | 18.01.2019 16:15:00 | 109.453 | 0.05 | 22.01.2019 12:43:00 | 109.459 | \$ -128.3 |
| 3823 | Sell | 18.01.2019 13:29:00 | 109.388 | 0.05 | 22.01.2019 12:43:00 | 109.459 | \$ -453.3 |
| 3822 | Sell | 18.01.2019 13:26:00 | 109.436 | 0.03 | 22.01.2019 12:43:00 | 109.459 | \$ -127.98 |
| 3821 | Sell | 18.01.2019 09:21:00 | 109.318 | 0.03 | 22.01.2019 12:43:00 | 109.459 | \$ -481.98 |
| 3820 | Sell | 18.01.2019 09:05:00 | 109.233 | 0.05 | 22.01.2019 12:43:00 | 109.459 | \$ -1228.3 |
| 2631 | Buy | 22.01.2019 14:41:00 | 109.408 | 0.01 | 22.01.2019 14:59:00 | 109.429 | \$ 21.0 |
| 3035 | Buy | 22.01.2019 14:41:00 | 109.408 | 0.01 | 22.01.2019 14:59:00 | 109.429 | \$ 21.0 |
| 2632 | Buy | 22.01.2019 16:21:00 | 109.38 | 0.01 | 22.01.2019 16:24:00 | 109.401 | \$ 21.0 |
| 3036 | Buy | 22.01.2019 16:21:00 | 109.38 | 0.01 | 22.01.2019 16:24:00 | 109.401 | \$ 21.0 |
| 3832 | Buy | 22.01.2019 16:21:00 | 109.38 | 0.01 | 22.01.2019 18:03:00 | 109.478 | \$ 98.0 |
| 3831 | Buy | 22.01.2019 14:41:00 | 109.408 | 0.01 | 22.01.2019 18:03:00 | 109.478 | \$ 70.0 |
| 3830 | Buy | 22.01.2019 11:48:00 | 109.569 | 0.01 | 22.01.2019 18:03:00 | 109.478 | \$ -91.0 |
| 3834 | Buy | 22.01.2019 23:55:00 | 109.412 | 0.03 | 23.01.2019 00:32:00 | 109.434 | \$ 77.91 |
| 3833 | Buy | 22.01.2019 23:54:00 | 109.393 | 0.01 | 23.01.2019 00:32:00 | 109.434 | \$ 44.97 |
| 3835 | Buy | 23.01.2019 02:03:00 | 109.344 | 0.01 | 23.01.2019 02:07:00 | 109.37 | \$ 26.0 |
| 2633 | Buy | 23.01.2019 03:02:00 | 109.294 | 0.01 | 23.01.2019 05:26:00 | 109.316 | \$ 22.0 |
| 3037 | Buy | 23.01.2019 03:02:00 | 109.294 | 0.01 | 23.01.2019 05:26:00 | 109.316 | \$ 22.0 |
| 2634 | Sell | 23.01.2019 11:00:00 | 109.658 | 0.01 | 23.01.2019 11:59:00 | 109.636 | \$ 22.0 |
| 3038 | Sell | 23.01.2019 11:00:00 | 109.658 | 0.01 | 23.01.2019 11:59:00 | 109.636 | \$ 22.0 |
| 3837 | Sell | 23.01.2019 12:04:00 | 109.768 | 0.03 | 23.01.2019 14:43:00 | 109.615 | \$ 459.0 |
| 3836 | Sell | 23.01.2019 10:14:00 | 109.516 | 0.03 | 23.01.2019 14:43:00 | 109.615 | \$ -297.0 |
| 2635 | Sell | 23.01.2019 16:05:00 | 109.712 | 0.01 | 23.01.2019 16:07:00 | 109.69 | \$ 22.0 |
| 3039 | Sell | 23.01.2019 16:05:00 | 109.712 | 0.02 | 23.01.2019 16:07:00 | 109.69 | \$ 44.0 |
| 1512 | Sell | 23.01.2019 23:13:00 | 109.972 | 0.02 | 23.01.2019 23:18:00 | 109.926 | \$ 92.0 |
| 1511 | Sell | 23.01.2019 23:08:00 | 109.925 | 0.02 | 23.01.2019 23:18:00 | 109.926 | \$ -2.0 |
| 2636 | Sell | 23.01.2019 22:39:00 | 109.781 | 0.01 | 24.01.2019 00:40:00 | 109.759 | \$ -7.49 |
| 3040 | Sell | 23.01.2019 22:39:00 | 109.781 | 0.01 | 24.01.2019 00:40:00 | 109.759 | \$ -7.49 |
| 3838 | Sell | 23.01.2019 22:16:00 | 109.728 | 0.03 | 24.01.2019 00:44:00 | 109.702 | \$ -10.47 |
| 3839 | Buy | 24.01.2019 02:00:00 | 109.462 | 0.01 | 24.01.2019 02:24:00 | 109.489 | \$ 27.0 |
| 3840 | Buy | 24.01.2019 09:59:00 | 109.485 | 0.01 | 24.01.2019 10:03:00 | 109.51 | \$ 25.0 |
| 3841 | Sell | 24.01.2019 15:04:00 | 109.651 | 0.03 | 24.01.2019 17:22:00 | 109.625 | \$ 78.0 |
| 3842 | Sell | 24.01.2019 18:34:00 | 109.714 | 0.03 | 24.01.2019 22:32:00 | 109.687 | \$ 81.0 |
| 3843 | Buy | 24.01.2019 23:29:00 | 109.51 | 0.01 | 24.01.2019 23:45:00 | 109.538 | \$ 28.0 |
| 3844 | Sell | 25.01.2019 02:00:00 | 109.725 | 0.03 | 25.01.2019 02:14:00 | 109.699 | \$ 78.0 |
| 3845 | Buy | 25.01.2019 07:25:00 | 109.575 | 0.01 | 25.01.2019 08:57:00 | 109.602 | \$ 27.0 |
| 3846 | Sell | 25.01.2019 10:02:00 | 109.711 | 0.03 | 25.01.2019 10:05:00 | 109.683 | \$ 84.0 |
| 3847 | Sell | 25.01.2019 12:42:00 | 109.793 | 0.03 | 25.01.2019 13:59:00 | 109.765 | \$ 84.0 |
| 3848 | Sell | 25.01.2019 15:23:00 | 109.842 | 0.03 | 25.01.2019 16:02:00 | 109.815 | \$ 81.0 |
| 2637 | Sell | 25.01.2019 17:55:00 | 109.894 | 0.01 | 25.01.2019 18:02:00 | 109.871 | \$ 23.0 |
| 3041 | Sell | 25.01.2019 17:55:00 | 109.894 | 0.01 | 25.01.2019 18:02:00 | 109.871 | \$ 23.0 |
| 3849 | Sell | 25.01.2019 17:44:00 | 109.859 | 0.03 | 25.01.2019 18:29:00 | 109.833 | \$ 78.0 |
| 3851 | Sell | 25.01.2019 22:04:00 | 109.9 | 0.03 | 25.01.2019 23:19:00 | 109.842 | \$ 174.0 |
| 3850 | Sell | 25.01.2019 21:25:00 | 109.848 | 0.05 | 25.01.2019 23:19:00 | 109.842 | \$ 30.0 |
| 3852 | Buy | 26.01.2019 00:00:00 | 109.643 | 0.01 | 26.01.2019 00:10:00 | 109.669 | \$ 26.0 |
| 3853 | Buy | 26.01.2019 04:22:00 | 109.624 | 0.01 | 26.01.2019 04:41:00 | 109.649 | \$ 25.0 |
| 2638 | Buy | 26.01.2019 05:54:00 | 109.518 | 0.01 | 26.01.2019 06:53:00 | 109.539 | \$ 21.0 |
| 3042 | Buy | 26.01.2019 05:54:00 | 109.518 | 0.01 | 26.01.2019 06:53:00 | 109.539 | \$ 21.0 |
| 3854 | Buy | 26.01.2019 06:03:00 | 109.508 | 0.01 | 26.01.2019 06:53:00 | 109.533 | \$ 25.0 |
| 3856 | Buy | 28.01.2019 14:45:00 | 109.355 | 0.03 | 28.01.2019 16:58:00 | 109.417 | \$ 186.0 |
| 3855 | Buy | 28.01.2019 08:37:00 | 109.502 | 0.01 | 28.01.2019 16:58:00 | 109.417 | \$ -85.0 |
| 3044 | Buy | 28.01.2019 14:45:00 | 109.355 | 0.02 | 28.01.2019 17:00:00 | 109.425 | \$ 140.0 |
| 3043 | Buy | 28.01.2019 08:37:00 | 109.502 | 0.01 | 28.01.2019 17:00:00 | 109.425 | \$ -77.0 |
| 2640 | Buy | 28.01.2019 14:45:00 | 109.355 | 0.01 | 28.01.2019 17:09:00 | 109.449 | \$ 94.0 |
| 2639 | Buy | 28.01.2019 08:37:00 | 109.502 | 0.01 | 28.01.2019 17:09:00 | 109.449 | \$ -53.0 |
| 2641 | Buy | 29.01.2019 01:34:00 | 109.233 | 0.01 | 29.01.2019 02:17:00 | 109.255 | \$ 22.0 |
| 3045 | Buy | 29.01.2019 01:34:00 | 109.233 | 0.01 | 29.01.2019 02:17:00 | 109.255 | \$ 22.0 |
| 3858 | Buy | 29.01.2019 01:34:00 | 109.233 | 0.01 | 29.01.2019 04:30:00 | 109.318 | \$ 85.0 |
| 3857 | Buy | 28.01.2019 23:06:00 | 109.352 | 0.01 | 29.01.2019 04:30:00 | 109.318 | \$ -30.03 |
| 3859 | Buy | 29.01.2019 08:12:00 | 109.269 | 0.01 | 29.01.2019 08:38:00 | 109.295 | \$ 26.0 |
| 2642 | Buy | 29.01.2019 10:00:00 | 109.166 | 0.01 | 29.01.2019 10:07:00 | 109.186 | \$ 20.0 |

| | | | | | | | |
|------|------|---------------------|---------|------|---------------------|---------|------------|
| 3046 | Buy | 29.01.2019 10:00:00 | 109.166 | 0.01 | 29.01.2019 10:07:00 | 109.186 | \$ 20.0 |
| 3860 | Buy | 29.01.2019 09:55:00 | 109.198 | 0.01 | 29.01.2019 10:16:00 | 109.225 | \$ 27.0 |
| 3861 | Sell | 29.01.2019 18:05:00 | 109.363 | 0.03 | 30.01.2019 00:57:00 | 109.337 | \$ 48.51 |
| 3862 | Buy | 30.01.2019 05:00:00 | 109.291 | 0.01 | 30.01.2019 05:01:00 | 109.316 | \$ 25.0 |
| 3863 | Buy | 30.01.2019 15:00:00 | 109.291 | 0.01 | 30.01.2019 16:14:00 | 109.318 | \$ 27.0 |
| 1513 | Sell | 30.01.2019 23:12:00 | 109.743 | 0.02 | 30.01.2019 23:14:00 | 109.722 | \$ 42.0 |
| 2643 | Sell | 30.01.2019 23:02:00 | 109.647 | 0.01 | 31.01.2019 00:01:00 | 109.626 | \$ -8.49 |
| 3047 | Sell | 30.01.2019 23:02:00 | 109.647 | 0.01 | 31.01.2019 00:01:00 | 109.626 | \$ -8.49 |
| 3864 | Sell | 30.01.2019 22:22:00 | 109.505 | 0.03 | 31.01.2019 04:00:00 | 109.478 | \$ -7.47 |
| 3865 | Buy | 31.01.2019 04:15:00 | 109.187 | 0.01 | 31.01.2019 04:17:00 | 109.212 | \$ 25.0 |
| 2644 | Buy | 31.01.2019 04:37:00 | 108.907 | 0.01 | 31.01.2019 04:50:00 | 108.927 | \$ 20.0 |
| 3048 | Buy | 31.01.2019 04:37:00 | 108.907 | 0.01 | 31.01.2019 04:50:00 | 108.927 | \$ 20.0 |
| 2645 | Buy | 31.01.2019 08:20:00 | 108.987 | 0.01 | 31.01.2019 08:54:00 | 109.008 | \$ 21.0 |
| 3049 | Buy | 31.01.2019 08:20:00 | 108.987 | 0.01 | 31.01.2019 08:54:00 | 109.008 | \$ 21.0 |
| 3866 | Buy | 31.01.2019 08:20:00 | 108.987 | 0.01 | 31.01.2019 08:54:00 | 109.012 | \$ 25.0 |
| 2646 | Buy | 31.01.2019 11:16:00 | 108.871 | 0.01 | 31.01.2019 11:47:00 | 108.891 | \$ 20.0 |
| 3050 | Buy | 31.01.2019 11:16:00 | 108.871 | 0.01 | 31.01.2019 11:47:00 | 108.891 | \$ 20.0 |
| 3867 | Buy | 31.01.2019 11:16:00 | 108.871 | 0.01 | 31.01.2019 12:40:00 | 108.897 | \$ 26.0 |
| 2647 | Buy | 31.01.2019 14:30:00 | 108.78 | 0.01 | 31.01.2019 15:53:00 | 108.803 | \$ 23.0 |
| 3051 | Buy | 31.01.2019 14:30:00 | 108.777 | 0.01 | 31.01.2019 15:53:00 | 108.799 | \$ 22.0 |
| 3868 | Buy | 31.01.2019 14:30:00 | 108.777 | 0.01 | 31.01.2019 15:53:00 | 108.803 | \$ 26.0 |
| 3053 | Buy | 31.01.2019 16:30:00 | 108.702 | 0.01 | 31.01.2019 16:58:00 | 108.737 | \$ 35.0 |
| 3052 | Buy | 31.01.2019 16:30:00 | 108.723 | 0.02 | 31.01.2019 16:58:00 | 108.737 | \$ 28.0 |
| 2648 | Buy | 31.01.2019 16:30:00 | 108.723 | 0.01 | 31.01.2019 17:39:00 | 108.746 | \$ 23.0 |
| 3870 | Buy | 31.01.2019 16:30:00 | 108.702 | 0.01 | 31.01.2019 17:39:00 | 108.743 | \$ 41.0 |
| 3869 | Buy | 31.01.2019 16:30:00 | 108.723 | 0.03 | 31.01.2019 17:39:00 | 108.743 | \$ 60.0 |
| 2650 | Buy | 31.01.2019 22:31:00 | 108.569 | 0.01 | 31.01.2019 23:51:00 | 108.652 | \$ 83.0 |
| 2649 | Buy | 31.01.2019 18:25:00 | 108.689 | 0.01 | 31.01.2019 23:51:00 | 108.652 | \$ -37.0 |
| 3056 | Buy | 31.01.2019 22:31:00 | 108.569 | 0.02 | 31.01.2019 23:51:00 | 108.655 | \$ 172.0 |
| 3055 | Buy | 31.01.2019 18:30:00 | 108.649 | 0.01 | 31.01.2019 23:51:00 | 108.655 | \$ 6.0 |
| 3054 | Buy | 31.01.2019 18:25:00 | 108.689 | 0.02 | 31.01.2019 23:51:00 | 108.655 | \$ -68.0 |
| 3873 | Buy | 31.01.2019 22:31:00 | 108.569 | 0.03 | 31.01.2019 23:51:00 | 108.661 | \$ 276.0 |
| 3872 | Buy | 31.01.2019 18:30:00 | 108.649 | 0.01 | 31.01.2019 23:51:00 | 108.661 | \$ 12.0 |
| 3871 | Buy | 31.01.2019 18:25:00 | 108.689 | 0.03 | 31.01.2019 23:51:00 | 108.661 | \$ -84.0 |
| 3874 | Sell | 01.02.2019 05:57:00 | 108.914 | 0.03 | 01.02.2019 06:46:00 | 108.889 | \$ 75.0 |
| 3875 | Sell | 01.02.2019 09:10:00 | 108.938 | 0.03 | 01.02.2019 09:52:00 | 108.912 | \$ 78.0 |
| 3876 | Sell | 01.02.2019 16:25:00 | 108.937 | 0.03 | 01.02.2019 18:38:00 | 108.91 | \$ 81.0 |
| 3877 | Sell | 01.02.2019 22:32:00 | 109.03 | 0.03 | 01.02.2019 22:37:00 | 109.005 | \$ 75.0 |
| 2651 | Sell | 01.02.2019 23:54:00 | 109.14 | 0.01 | 01.02.2019 23:59:00 | 109.116 | \$ 24.0 |
| 3057 | Sell | 01.02.2019 23:54:00 | 109.14 | 0.01 | 01.02.2019 23:59:00 | 109.116 | \$ 24.0 |
| 1522 | Sell | 02.02.2019 00:42:00 | 109.44 | 0.02 | 02.02.2019 00:59:00 | 109.377 | \$ 126.0 |
| 1521 | Sell | 02.02.2019 00:37:00 | 109.448 | 0.02 | 02.02.2019 00:59:00 | 109.377 | \$ 142.0 |
| 1520 | Sell | 02.02.2019 00:32:00 | 109.435 | 0.02 | 02.02.2019 00:59:00 | 109.377 | \$ 116.0 |
| 1519 | Sell | 02.02.2019 00:27:00 | 109.439 | 0.02 | 02.02.2019 00:59:00 | 109.377 | \$ 124.0 |
| 1518 | Sell | 02.02.2019 00:22:00 | 109.431 | 0.02 | 02.02.2019 00:59:00 | 109.377 | \$ 108.0 |
| 1517 | Sell | 02.02.2019 00:17:00 | 109.42 | 0.02 | 02.02.2019 00:59:00 | 109.377 | \$ 86.0 |
| 1516 | Sell | 02.02.2019 00:12:00 | 109.343 | 0.02 | 02.02.2019 00:59:00 | 109.377 | \$ -68.0 |
| 1515 | Sell | 02.02.2019 00:07:00 | 109.365 | 0.02 | 02.02.2019 00:59:00 | 109.377 | \$ -24.0 |
| 1514 | Sell | 02.02.2019 00:02:00 | 109.269 | 0.02 | 02.02.2019 00:59:00 | 109.377 | \$ -216.0 |
| 2652 | Sell | 02.02.2019 01:41:00 | 109.526 | 0.01 | 02.02.2019 01:43:00 | 109.505 | \$ 21.0 |
| 3058 | Sell | 02.02.2019 01:41:00 | 109.526 | 0.01 | 02.02.2019 01:43:00 | 109.505 | \$ 21.0 |
| 2653 | Sell | 04.02.2019 09:05:00 | 109.567 | 0.01 | 04.02.2019 09:11:00 | 109.546 | \$ 21.0 |
| 3059 | Sell | 04.02.2019 09:05:00 | 109.567 | 0.02 | 04.02.2019 09:11:00 | 109.546 | \$ 42.0 |
| 2657 | Sell | 04.02.2019 22:33:00 | 109.951 | 0.01 | 05.02.2019 14:57:00 | 109.796 | \$ 145.17 |
| 2656 | Sell | 04.02.2019 18:17:00 | 109.904 | 0.01 | 05.02.2019 14:57:00 | 109.796 | \$ 98.17 |
| 2655 | Sell | 04.02.2019 15:37:00 | 109.806 | 0.01 | 05.02.2019 14:57:00 | 109.796 | \$ 0.17 |
| 2654 | Sell | 04.02.2019 12:41:00 | 109.617 | 0.01 | 05.02.2019 14:57:00 | 109.796 | \$ -188.83 |
| 3065 | Sell | 04.02.2019 22:57:00 | 110.02 | 0.01 | 05.02.2019 14:57:00 | 109.796 | \$ 214.17 |
| 3064 | Sell | 04.02.2019 22:33:00 | 109.951 | 0.02 | 05.02.2019 14:57:00 | 109.796 | \$ 290.34 |
| 3063 | Sell | 04.02.2019 18:17:00 | 109.904 | 0.01 | 05.02.2019 14:57:00 | 109.796 | \$ 98.17 |

| | | | | | | | |
|------|------|---------------------|---------|------|---------------------|---------|-------------|
| 3062 | Sell | 04.02.2019 15:37:00 | 109.806 | 0.01 | 05.02.2019 14:57:00 | 109.796 | \$ 0.17 |
| 3061 | Sell | 04.02.2019 13:19:00 | 109.664 | 0.01 | 05.02.2019 14:57:00 | 109.796 | \$ -141.83 |
| 3060 | Sell | 04.02.2019 12:41:00 | 109.617 | 0.02 | 05.02.2019 14:57:00 | 109.796 | \$ -377.66 |
| 3887 | Buy | 05.02.2019 14:58:00 | 109.803 | 0.01 | 05.02.2019 15:01:00 | 109.828 | \$ 25.0 |
| 3889 | Buy | 05.02.2019 22:38:00 | 109.828 | 0.01 | 05.02.2019 22:51:00 | 109.854 | \$ 26.0 |
| 3890 | Buy | 06.02.2019 00:26:00 | 109.858 | 0.01 | 06.02.2019 00:37:00 | 109.885 | \$ 27.0 |
| 3893 | Buy | 06.02.2019 09:55:00 | 109.86 | 0.01 | 06.02.2019 10:09:00 | 109.885 | \$ 25.0 |
| 3894 | Sell | 06.02.2019 11:03:00 | 110.008 | 0.03 | 06.02.2019 11:25:00 | 109.766 | \$ 726.0 |
| 3892 | Sell | 06.02.2019 04:06:00 | 109.987 | 0.03 | 06.02.2019 11:25:00 | 109.766 | \$ 663.0 |
| 3891 | Sell | 06.02.2019 02:00:00 | 109.987 | 0.03 | 06.02.2019 11:25:00 | 109.766 | \$ 663.0 |
| 3888 | Sell | 05.02.2019 19:13:00 | 110.035 | 0.03 | 06.02.2019 11:25:00 | 109.766 | \$ 777.51 |
| 3886 | Sell | 04.02.2019 22:57:00 | 110.02 | 0.03 | 06.02.2019 11:25:00 | 109.766 | \$ 703.02 |
| 3885 | Sell | 04.02.2019 22:33:00 | 109.951 | 0.05 | 06.02.2019 11:25:00 | 109.766 | \$ 826.7 |
| 3884 | Sell | 04.02.2019 18:17:00 | 109.904 | 0.03 | 06.02.2019 11:25:00 | 109.766 | \$ 355.02 |
| 3883 | Sell | 04.02.2019 15:37:00 | 109.806 | 0.03 | 06.02.2019 11:25:00 | 109.766 | \$ 61.02 |
| 3882 | Sell | 04.02.2019 13:19:00 | 109.664 | 0.03 | 06.02.2019 11:25:00 | 109.766 | \$ -364.98 |
| 3881 | Sell | 04.02.2019 12:41:00 | 109.617 | 0.05 | 06.02.2019 11:25:00 | 109.766 | \$ -843.3 |
| 3880 | Sell | 04.02.2019 10:02:00 | 109.574 | 0.05 | 06.02.2019 11:25:00 | 109.766 | \$ -1058.3 |
| 3879 | Sell | 02.02.2019 01:57:00 | 109.557 | 0.03 | 06.02.2019 11:25:00 | 109.766 | \$ -715.47 |
| 3878 | Sell | 02.02.2019 00:12:00 | 109.343 | 0.03 | 06.02.2019 11:25:00 | 109.766 | \$ -1357.47 |
| 3895 | Buy | 06.02.2019 11:35:00 | 109.751 | 0.01 | 06.02.2019 11:35:00 | 109.777 | \$ 26.0 |
| 2658 | Buy | 06.02.2019 12:00:00 | 109.715 | 0.01 | 06.02.2019 12:02:00 | 109.736 | \$ 21.0 |
| 3066 | Buy | 06.02.2019 12:00:00 | 109.715 | 0.01 | 06.02.2019 12:02:00 | 109.736 | \$ 21.0 |
| 3896 | Buy | 06.02.2019 14:00:00 | 109.776 | 0.01 | 06.02.2019 15:54:00 | 109.801 | \$ 25.0 |
| 2659 | Buy | 06.02.2019 16:21:00 | 109.718 | 0.01 | 06.02.2019 20:21:00 | 109.74 | \$ 22.0 |
| 3067 | Buy | 06.02.2019 16:21:00 | 109.718 | 0.01 | 06.02.2019 20:21:00 | 109.74 | \$ 22.0 |
| 3897 | Buy | 06.02.2019 16:21:00 | 109.726 | 0.01 | 06.02.2019 20:57:00 | 109.751 | \$ 25.0 |
| 2660 | Sell | 07.02.2019 06:52:00 | 110.04 | 0.01 | 07.02.2019 06:53:00 | 110.017 | \$ 23.0 |
| 3068 | Sell | 07.02.2019 06:52:00 | 110.04 | 0.01 | 07.02.2019 06:53:00 | 110.017 | \$ 23.0 |
| 3899 | Sell | 07.02.2019 06:52:00 | 110.04 | 0.03 | 07.02.2019 08:36:00 | 109.929 | \$ 333.0 |
| 3898 | Sell | 07.02.2019 03:14:00 | 109.87 | 0.03 | 07.02.2019 08:36:00 | 109.929 | \$ -177.0 |
| 2661 | Sell | 07.02.2019 09:00:00 | 109.99 | 0.01 | 07.02.2019 09:01:00 | 109.969 | \$ 21.0 |
| 3069 | Sell | 07.02.2019 09:00:00 | 109.99 | 0.01 | 07.02.2019 09:01:00 | 109.969 | \$ 21.0 |
| 3900 | Sell | 07.02.2019 09:00:00 | 109.99 | 0.03 | 07.02.2019 09:01:00 | 109.96 | \$ 90.0 |
| 3901 | Sell | 07.02.2019 13:15:00 | 109.96 | 0.03 | 07.02.2019 13:57:00 | 109.934 | \$ 78.0 |
| 3902 | Sell | 07.02.2019 17:10:00 | 109.991 | 0.03 | 07.02.2019 19:09:00 | 109.964 | \$ 81.0 |
| 2662 | Buy | 07.02.2019 22:00:00 | 109.675 | 0.01 | 07.02.2019 22:11:00 | 109.696 | \$ 21.0 |
| 3070 | Buy | 07.02.2019 22:00:00 | 109.675 | 0.01 | 07.02.2019 22:11:00 | 109.696 | \$ 21.0 |
| 2663 | Buy | 07.02.2019 23:41:00 | 109.689 | 0.01 | 07.02.2019 23:43:00 | 109.712 | \$ 23.0 |
| 3071 | Buy | 07.02.2019 23:41:00 | 109.689 | 0.01 | 07.02.2019 23:43:00 | 109.712 | \$ 23.0 |
| 3904 | Buy | 07.02.2019 23:41:00 | 109.689 | 0.01 | 07.02.2019 23:56:00 | 109.769 | \$ 80.0 |
| 3903 | Buy | 07.02.2019 21:03:00 | 109.796 | 0.01 | 07.02.2019 23:56:00 | 109.769 | \$ -27.0 |
| 2664 | Buy | 08.02.2019 01:33:00 | 109.681 | 0.01 | 08.02.2019 01:39:00 | 109.702 | \$ 21.0 |
| 3072 | Buy | 08.02.2019 01:33:00 | 109.681 | 0.01 | 08.02.2019 01:39:00 | 109.702 | \$ 21.0 |
| 3905 | Buy | 08.02.2019 01:33:00 | 109.681 | 0.01 | 08.02.2019 01:42:00 | 109.706 | \$ 25.0 |
| 3906 | Buy | 08.02.2019 10:00:00 | 109.755 | 0.01 | 08.02.2019 12:00:00 | 109.78 | \$ 25.0 |
| 3907 | Buy | 08.02.2019 15:25:00 | 109.698 | 0.01 | 08.02.2019 15:35:00 | 109.727 | \$ 29.0 |
| 3908 | Sell | 08.02.2019 18:10:00 | 109.879 | 0.03 | 08.02.2019 18:34:00 | 109.854 | \$ 75.0 |
| 3909 | Buy | 09.02.2019 01:06:00 | 109.708 | 0.01 | 09.02.2019 01:54:00 | 109.733 | \$ 25.0 |
| 3910 | Sell | 11.02.2019 08:28:00 | 109.864 | 0.03 | 11.02.2019 08:51:00 | 109.838 | \$ 78.0 |
| 2665 | Sell | 11.02.2019 13:58:00 | 109.994 | 0.01 | 11.02.2019 14:28:00 | 109.972 | \$ 22.0 |
| 3073 | Sell | 11.02.2019 13:58:00 | 109.994 | 0.01 | 11.02.2019 14:28:00 | 109.972 | \$ 22.0 |
| 1523 | Sell | 11.02.2019 18:04:00 | 110.26 | 0.02 | 11.02.2019 18:07:00 | 110.239 | \$ 42.0 |
| 1524 | Sell | 11.02.2019 18:09:00 | 110.219 | 0.02 | 11.02.2019 19:41:00 | 110.197 | \$ 44.0 |
| 3079 | Sell | 12.02.2019 09:55:00 | 110.496 | 0.02 | 12.02.2019 10:18:00 | 110.377 | \$ 238.0 |
| 3078 | Sell | 12.02.2019 09:07:00 | 110.505 | 0.01 | 12.02.2019 10:18:00 | 110.377 | \$ 128.0 |
| 3077 | Sell | 12.02.2019 08:05:00 | 110.466 | 0.02 | 12.02.2019 10:18:00 | 110.377 | \$ 178.0 |
| 3076 | Sell | 12.02.2019 00:45:00 | 110.442 | 0.01 | 12.02.2019 10:18:00 | 110.377 | \$ 65.0 |
| 3075 | Sell | 11.02.2019 22:23:00 | 110.259 | 0.01 | 12.02.2019 10:18:00 | 110.377 | \$ -127.83 |
| 3074 | Sell | 11.02.2019 17:49:00 | 110.053 | 0.01 | 12.02.2019 10:18:00 | 110.377 | \$ -333.83 |

| | | | | | | | |
|------|------|---------------------|---------|------|---------------------|---------|-------------|
| 3080 | Sell | 12.02.2019 12:43:00 | 110.538 | 0.01 | 12.02.2019 16:17:00 | 110.515 | \$ 23.0 |
| 3081 | Sell | 12.02.2019 16:40:00 | 110.587 | 0.02 | 12.02.2019 17:10:00 | 110.565 | \$ 44.0 |
| 2672 | Sell | 12.02.2019 16:40:00 | 110.587 | 0.01 | 12.02.2019 22:20:00 | 110.387 | \$ 200.0 |
| 2671 | Sell | 12.02.2019 12:43:00 | 110.538 | 0.01 | 12.02.2019 22:20:00 | 110.387 | \$ 151.0 |
| 2670 | Sell | 12.02.2019 09:54:00 | 110.534 | 0.01 | 12.02.2019 22:20:00 | 110.387 | \$ 147.0 |
| 2669 | Sell | 12.02.2019 08:05:00 | 110.466 | 0.01 | 12.02.2019 22:20:00 | 110.387 | \$ 79.0 |
| 2668 | Sell | 12.02.2019 00:45:00 | 110.442 | 0.01 | 12.02.2019 22:20:00 | 110.387 | \$ 55.0 |
| 2667 | Sell | 11.02.2019 22:23:00 | 110.259 | 0.01 | 12.02.2019 22:20:00 | 110.387 | \$ -137.83 |
| 2666 | Sell | 11.02.2019 17:49:00 | 110.053 | 0.01 | 12.02.2019 22:20:00 | 110.387 | \$ -343.83 |
| 3920 | Buy | 12.02.2019 23:30:00 | 110.377 | 0.01 | 12.02.2019 23:38:00 | 110.403 | \$ 26.0 |
| 2673 | Sell | 13.02.2019 17:12:00 | 110.765 | 0.01 | 13.02.2019 17:18:00 | 110.742 | \$ 23.0 |
| 3082 | Sell | 13.02.2019 17:12:00 | 110.765 | 0.01 | 13.02.2019 17:18:00 | 110.742 | \$ 23.0 |
| 2674 | Sell | 13.02.2019 22:34:00 | 110.817 | 0.01 | 13.02.2019 22:36:00 | 110.794 | \$ 23.0 |
| 3083 | Sell | 13.02.2019 22:34:00 | 110.817 | 0.01 | 13.02.2019 22:36:00 | 110.794 | \$ 23.0 |
| 2675 | Sell | 14.02.2019 00:59:00 | 110.879 | 0.01 | 14.02.2019 01:14:00 | 110.859 | \$ 20.0 |
| 3084 | Sell | 14.02.2019 00:59:00 | 110.879 | 0.01 | 14.02.2019 01:14:00 | 110.859 | \$ 20.0 |
| 2676 | Sell | 14.02.2019 10:28:00 | 110.984 | 0.01 | 14.02.2019 10:35:00 | 110.962 | \$ 22.0 |
| 3085 | Sell | 14.02.2019 10:28:00 | 110.984 | 0.02 | 14.02.2019 10:35:00 | 110.962 | \$ 44.0 |
| 2677 | Sell | 14.02.2019 12:51:00 | 111.087 | 0.01 | 14.02.2019 12:54:00 | 111.065 | \$ 22.0 |
| 3086 | Sell | 14.02.2019 12:51:00 | 111.087 | 0.01 | 14.02.2019 12:54:00 | 111.065 | \$ 22.0 |
| 2678 | Buy | 14.02.2019 23:00:00 | 110.624 | 0.01 | 14.02.2019 23:06:00 | 110.645 | \$ 21.0 |
| 3087 | Buy | 14.02.2019 23:00:00 | 110.624 | 0.01 | 14.02.2019 23:06:00 | 110.645 | \$ 21.0 |
| 3926 | Sell | 14.02.2019 12:54:00 | 111.039 | 0.05 | 14.02.2019 23:31:00 | 110.518 | \$ 2605.0 |
| 3925 | Sell | 14.02.2019 12:51:00 | 111.087 | 0.03 | 14.02.2019 23:31:00 | 110.518 | \$ 1707.0 |
| 3924 | Sell | 14.02.2019 00:59:00 | 110.879 | 0.03 | 14.02.2019 23:31:00 | 110.518 | \$ 1083.0 |
| 3923 | Sell | 13.02.2019 22:03:00 | 110.755 | 0.03 | 14.02.2019 23:31:00 | 110.518 | \$ 622.53 |
| 3922 | Sell | 13.02.2019 16:15:00 | 110.679 | 0.03 | 14.02.2019 23:31:00 | 110.518 | \$ 394.53 |
| 3921 | Sell | 13.02.2019 12:22:00 | 110.7 | 0.03 | 14.02.2019 23:31:00 | 110.518 | \$ 457.53 |
| 3919 | Sell | 12.02.2019 16:40:00 | 110.587 | 0.05 | 14.02.2019 23:31:00 | 110.518 | \$ 148.4 |
| 3918 | Sell | 12.02.2019 12:43:00 | 110.538 | 0.03 | 14.02.2019 23:31:00 | 110.518 | \$ -57.96 |
| 3917 | Sell | 12.02.2019 09:07:00 | 110.505 | 0.03 | 14.02.2019 23:31:00 | 110.518 | \$ -156.96 |
| 3916 | Sell | 12.02.2019 09:04:00 | 110.474 | 0.05 | 14.02.2019 23:31:00 | 110.518 | \$ -416.6 |
| 3915 | Sell | 12.02.2019 00:45:00 | 110.442 | 0.03 | 14.02.2019 23:31:00 | 110.518 | \$ -345.96 |
| 3914 | Sell | 11.02.2019 22:23:00 | 110.259 | 0.03 | 14.02.2019 23:31:00 | 110.518 | \$ -924.45 |
| 3913 | Sell | 11.02.2019 17:49:00 | 110.053 | 0.03 | 14.02.2019 23:31:00 | 110.518 | \$ -1542.45 |
| 3912 | Sell | 11.02.2019 13:58:00 | 109.994 | 0.03 | 14.02.2019 23:31:00 | 110.518 | \$ -1719.45 |
| 3911 | Sell | 11.02.2019 11:50:00 | 109.888 | 0.03 | 14.02.2019 23:31:00 | 110.518 | \$ -2037.45 |
| 2679 | Buy | 15.02.2019 02:51:00 | 110.627 | 0.01 | 15.02.2019 03:36:00 | 110.647 | \$ 20.0 |
| 3088 | Buy | 15.02.2019 02:51:00 | 110.627 | 0.01 | 15.02.2019 03:36:00 | 110.647 | \$ 20.0 |
| 2680 | Buy | 15.02.2019 04:46:00 | 110.552 | 0.01 | 15.02.2019 05:07:00 | 110.574 | \$ 22.0 |
| 3089 | Buy | 15.02.2019 04:46:00 | 110.552 | 0.01 | 15.02.2019 05:07:00 | 110.574 | \$ 22.0 |
| 2681 | Buy | 15.02.2019 07:00:00 | 110.482 | 0.01 | 15.02.2019 07:02:00 | 110.503 | \$ 21.0 |
| 3091 | Buy | 15.02.2019 07:00:00 | 110.463 | 0.01 | 15.02.2019 07:02:00 | 110.497 | \$ 34.0 |
| 3090 | Buy | 15.02.2019 07:00:00 | 110.482 | 0.02 | 15.02.2019 07:02:00 | 110.497 | \$ 30.0 |
| 2683 | Buy | 15.02.2019 11:02:00 | 110.337 | 0.01 | 15.02.2019 16:08:00 | 110.423 | \$ 86.0 |
| 2682 | Buy | 15.02.2019 09:05:00 | 110.468 | 0.01 | 15.02.2019 16:08:00 | 110.423 | \$ -45.0 |
| 3093 | Buy | 15.02.2019 10:00:00 | 110.395 | 0.01 | 15.02.2019 16:13:00 | 110.464 | \$ 69.0 |
| 3092 | Buy | 15.02.2019 09:05:00 | 110.468 | 0.02 | 15.02.2019 16:13:00 | 110.464 | \$ -8.0 |
| 2684 | Buy | 15.02.2019 16:40:00 | 110.325 | 0.01 | 15.02.2019 17:46:00 | 110.347 | \$ 22.0 |
| 3094 | Buy | 15.02.2019 16:40:00 | 110.325 | 0.02 | 15.02.2019 17:46:00 | 110.347 | \$ 44.0 |
| 3934 | Buy | 15.02.2019 16:53:00 | 110.295 | 0.03 | 15.02.2019 21:36:00 | 110.5 | \$ 615.0 |
| 3933 | Buy | 15.02.2019 10:00:00 | 110.395 | 0.01 | 15.02.2019 21:36:00 | 110.5 | \$ 105.0 |
| 3932 | Buy | 15.02.2019 09:05:00 | 110.468 | 0.03 | 15.02.2019 21:36:00 | 110.5 | \$ 96.0 |
| 3931 | Buy | 15.02.2019 07:00:00 | 110.463 | 0.01 | 15.02.2019 21:36:00 | 110.5 | \$ 37.0 |
| 3930 | Buy | 15.02.2019 07:00:00 | 110.482 | 0.03 | 15.02.2019 21:36:00 | 110.5 | \$ 54.0 |
| 3929 | Buy | 15.02.2019 04:46:00 | 110.552 | 0.01 | 15.02.2019 21:36:00 | 110.5 | \$ -52.0 |
| 3928 | Buy | 15.02.2019 02:51:00 | 110.627 | 0.01 | 15.02.2019 21:36:00 | 110.5 | \$ -127.0 |
| 3927 | Buy | 14.02.2019 22:32:00 | 110.845 | 0.01 | 15.02.2019 21:36:00 | 110.5 | \$ -341.03 |
| 3935 | Sell | 15.02.2019 22:28:00 | 110.573 | 0.03 | 15.02.2019 23:10:00 | 110.546 | \$ 81.0 |
| 3936 | Sell | 18.02.2019 08:48:00 | 110.562 | 0.03 | 18.02.2019 08:50:00 | 110.533 | \$ 87.0 |

| | | | | | | | |
|------|------|---------------------|---------|------|---------------------|---------|-----------|
| 3937 | Buy | 19.02.2019 10:35:00 | 110.477 | 0.01 | 19.02.2019 10:40:00 | 110.504 | \$ 27.0 |
| 3938 | Sell | 19.02.2019 17:25:00 | 110.732 | 0.03 | 19.02.2019 22:40:00 | 110.707 | \$ 75.0 |
| 3939 | Buy | 20.02.2019 00:59:00 | 110.547 | 0.01 | 20.02.2019 01:00:00 | 110.573 | \$ 26.0 |
| 3940 | Buy | 20.02.2019 02:39:00 | 110.559 | 0.01 | 20.02.2019 04:14:00 | 110.584 | \$ 25.0 |
| 3941 | Buy | 20.02.2019 07:10:00 | 110.55 | 0.01 | 20.02.2019 07:12:00 | 110.575 | \$ 25.0 |
| 2685 | Sell | 20.02.2019 16:05:00 | 110.888 | 0.01 | 20.02.2019 17:22:00 | 110.868 | \$ 20.0 |
| 3095 | Sell | 20.02.2019 16:05:00 | 110.888 | 0.01 | 20.02.2019 17:22:00 | 110.868 | \$ 20.0 |
| 3943 | Sell | 20.02.2019 16:05:00 | 110.888 | 0.03 | 20.02.2019 18:27:00 | 110.793 | \$ 285.0 |
| 3942 | Sell | 20.02.2019 10:00:00 | 110.749 | 0.03 | 20.02.2019 18:27:00 | 110.793 | \$ -132.0 |
| 3944 | Buy | 21.02.2019 02:02:00 | 110.689 | 0.01 | 21.02.2019 04:01:00 | 110.715 | \$ 26.0 |
| 3945 | Buy | 21.02.2019 09:53:00 | 110.693 | 0.01 | 21.02.2019 10:55:00 | 110.72 | \$ 27.0 |
| 3946 | Sell | 21.02.2019 12:00:00 | 110.848 | 0.03 | 21.02.2019 12:24:00 | 110.821 | \$ 81.0 |
| 3947 | Buy | 21.02.2019 17:05:00 | 110.727 | 0.01 | 21.02.2019 17:20:00 | 110.753 | \$ 26.0 |
| 3948 | Buy | 21.02.2019 21:33:00 | 110.683 | 0.01 | 21.02.2019 21:38:00 | 110.709 | \$ 26.0 |
| 3949 | Buy | 21.02.2019 23:42:00 | 110.631 | 0.01 | 21.02.2019 23:46:00 | 110.656 | \$ 25.0 |
| 3950 | Buy | 22.02.2019 07:05:00 | 110.672 | 0.01 | 22.02.2019 07:44:00 | 110.698 | \$ 26.0 |
| 3951 | Sell | 22.02.2019 18:20:00 | 110.834 | 0.03 | 22.02.2019 22:24:00 | 110.809 | \$ 75.0 |
| 3952 | Buy | 22.02.2019 23:57:00 | 110.663 | 0.01 | 22.02.2019 23:59:00 | 110.691 | \$ 28.0 |
| 3953 | Buy | 23.02.2019 02:02:00 | 110.639 | 0.01 | 23.02.2019 02:07:00 | 110.665 | \$ 26.0 |
| 3954 | Sell | 25.02.2019 09:33:00 | 110.841 | 0.03 | 25.02.2019 09:51:00 | 110.815 | \$ 78.0 |
| 3955 | Buy | 25.02.2019 11:39:00 | 110.64 | 0.01 | 25.02.2019 13:23:00 | 110.665 | \$ 25.0 |
| 3956 | Buy | 25.02.2019 15:04:00 | 110.616 | 0.01 | 25.02.2019 16:06:00 | 110.642 | \$ 26.0 |
| 3957 | Sell | 25.02.2019 22:26:00 | 110.806 | 0.03 | 25.02.2019 23:26:00 | 110.78 | \$ 78.0 |
| 3958 | Sell | 26.02.2019 00:55:00 | 110.904 | 0.03 | 26.02.2019 00:58:00 | 110.878 | \$ 78.0 |
| 1525 | Sell | 26.02.2019 02:16:00 | 111.166 | 0.02 | 26.02.2019 03:39:00 | 111.145 | \$ 42.0 |
| 2686 | Sell | 26.02.2019 01:33:00 | 110.955 | 0.01 | 26.02.2019 10:44:00 | 110.932 | \$ 23.0 |
| 3096 | Sell | 26.02.2019 01:33:00 | 110.955 | 0.01 | 26.02.2019 10:44:00 | 110.932 | \$ 23.0 |
| 3959 | Buy | 26.02.2019 11:27:00 | 110.782 | 0.01 | 26.02.2019 11:55:00 | 110.807 | \$ 25.0 |
| 3960 | Buy | 26.02.2019 22:56:00 | 110.682 | 0.01 | 26.02.2019 23:01:00 | 110.708 | \$ 26.0 |
| 3961 | Buy | 27.02.2019 00:51:00 | 110.746 | 0.01 | 27.02.2019 01:02:00 | 110.771 | \$ 25.0 |
| 2688 | Buy | 27.02.2019 16:06:00 | 110.451 | 0.01 | 27.02.2019 22:17:00 | 110.576 | \$ 125.0 |
| 2687 | Buy | 27.02.2019 04:08:00 | 110.659 | 0.01 | 27.02.2019 22:17:00 | 110.576 | \$ -83.0 |
| 3098 | Buy | 27.02.2019 16:06:00 | 110.451 | 0.01 | 27.02.2019 22:17:00 | 110.576 | \$ 125.0 |
| 3097 | Buy | 27.02.2019 04:08:00 | 110.659 | 0.01 | 27.02.2019 22:17:00 | 110.576 | \$ -83.0 |
| 3963 | Buy | 27.02.2019 15:35:00 | 110.497 | 0.01 | 27.02.2019 22:22:00 | 110.609 | \$ 112.0 |
| 3962 | Buy | 27.02.2019 04:08:00 | 110.667 | 0.01 | 27.02.2019 22:22:00 | 110.609 | \$ -58.0 |
| 2689 | Sell | 28.02.2019 00:02:00 | 110.849 | 0.01 | 28.02.2019 00:10:00 | 110.828 | \$ 21.0 |
| 3099 | Sell | 28.02.2019 00:02:00 | 110.849 | 0.01 | 28.02.2019 00:10:00 | 110.828 | \$ 21.0 |
| 3964 | Sell | 27.02.2019 23:35:00 | 110.783 | 0.03 | 28.02.2019 00:10:00 | 110.758 | \$ -13.47 |
| 2690 | Sell | 28.02.2019 03:15:00 | 111.009 | 0.01 | 28.02.2019 03:38:00 | 110.987 | \$ 22.0 |
| 3100 | Sell | 28.02.2019 03:15:00 | 111.009 | 0.01 | 28.02.2019 03:38:00 | 110.987 | \$ 22.0 |
| 3966 | Sell | 28.02.2019 03:15:00 | 111.009 | 0.03 | 28.02.2019 07:47:00 | 110.941 | \$ 204.0 |
| 3965 | Sell | 28.02.2019 01:15:00 | 110.927 | 0.03 | 28.02.2019 07:47:00 | 110.941 | \$ -42.0 |
| 3967 | Buy | 28.02.2019 15:29:00 | 110.773 | 0.01 | 28.02.2019 15:40:00 | 110.798 | \$ 25.0 |
| 3968 | Buy | 28.02.2019 17:09:00 | 110.716 | 0.01 | 28.02.2019 17:17:00 | 110.741 | \$ 25.0 |
| 3969 | Buy | 28.02.2019 19:15:00 | 110.743 | 0.01 | 28.02.2019 19:39:00 | 110.768 | \$ 25.0 |
| 3970 | Sell | 28.02.2019 22:31:00 | 110.962 | 0.03 | 28.02.2019 22:31:00 | 110.936 | \$ 78.0 |
| 2691 | Sell | 28.02.2019 23:00:00 | 111.095 | 0.01 | 28.02.2019 23:02:00 | 111.074 | \$ 21.0 |
| 3101 | Sell | 28.02.2019 23:00:00 | 111.095 | 0.01 | 28.02.2019 23:02:00 | 111.074 | \$ 21.0 |
| 1526 | Sell | 01.03.2019 00:00:00 | 111.291 | 0.02 | 01.03.2019 00:01:00 | 111.268 | \$ 46.0 |
| 1531 | Sell | 01.03.2019 00:38:00 | 111.415 | 0.02 | 01.03.2019 00:48:00 | 111.357 | \$ 116.0 |
| 1530 | Sell | 01.03.2019 00:33:00 | 111.407 | 0.02 | 01.03.2019 00:48:00 | 111.357 | \$ 100.0 |
| 1529 | Sell | 01.03.2019 00:28:00 | 111.384 | 0.02 | 01.03.2019 00:48:00 | 111.357 | \$ 54.0 |
| 1528 | Sell | 01.03.2019 00:23:00 | 111.358 | 0.02 | 01.03.2019 00:48:00 | 111.357 | \$ 2.0 |
| 1527 | Sell | 01.03.2019 00:18:00 | 111.325 | 0.02 | 01.03.2019 00:48:00 | 111.357 | \$ -64.0 |
| 2692 | Sell | 01.03.2019 01:28:00 | 111.375 | 0.01 | 01.03.2019 02:56:00 | 111.354 | \$ 21.0 |
| 3102 | Sell | 01.03.2019 01:28:00 | 111.375 | 0.01 | 01.03.2019 02:56:00 | 111.354 | \$ 21.0 |
| 2693 | Sell | 01.03.2019 05:23:00 | 111.454 | 0.01 | 01.03.2019 06:39:00 | 111.432 | \$ 22.0 |
| 3103 | Sell | 01.03.2019 05:23:00 | 111.454 | 0.01 | 01.03.2019 06:39:00 | 111.432 | \$ 22.0 |
| 2698 | Sell | 01.03.2019 22:04:00 | 111.891 | 0.01 | 02.03.2019 00:00:00 | 111.693 | \$ 198.0 |

| | | | | | | | |
|------|------|---------------------|---------|------|---------------------|---------|-------------|
| 2697 | Sell | 01.03.2019 17:13:00 | 111.875 | 0.01 | 02.03.2019 00:00:00 | 111.693 | \$ 182.0 |
| 2696 | Sell | 01.03.2019 14:22:00 | 111.725 | 0.01 | 02.03.2019 00:00:00 | 111.693 | \$ 32.0 |
| 2695 | Sell | 01.03.2019 10:51:00 | 111.652 | 0.01 | 02.03.2019 00:00:00 | 111.693 | \$ -41.0 |
| 2694 | Sell | 01.03.2019 09:10:00 | 111.44 | 0.01 | 02.03.2019 00:00:00 | 111.693 | \$ -253.0 |
| 3108 | Sell | 01.03.2019 22:04:00 | 111.891 | 0.02 | 02.03.2019 00:00:00 | 111.667 | \$ 448.0 |
| 3107 | Sell | 01.03.2019 15:58:00 | 111.823 | 0.01 | 02.03.2019 00:00:00 | 111.667 | \$ 156.0 |
| 3106 | Sell | 01.03.2019 14:22:00 | 111.725 | 0.02 | 02.03.2019 00:00:00 | 111.667 | \$ 116.0 |
| 3105 | Sell | 01.03.2019 09:57:00 | 111.577 | 0.01 | 02.03.2019 00:00:00 | 111.667 | \$ -90.0 |
| 3104 | Sell | 01.03.2019 09:10:00 | 111.44 | 0.02 | 02.03.2019 00:00:00 | 111.667 | \$ -454.0 |
| 2699 | Sell | 02.03.2019 00:45:00 | 111.875 | 0.01 | 02.03.2019 00:48:00 | 111.854 | \$ 21.0 |
| 3109 | Sell | 02.03.2019 00:45:00 | 111.875 | 0.02 | 02.03.2019 00:48:00 | 111.854 | \$ 42.0 |
| 2700 | Sell | 02.03.2019 04:15:00 | 112.031 | 0.01 | 02.03.2019 04:40:00 | 112.011 | \$ 20.0 |
| 3110 | Sell | 02.03.2019 04:15:00 | 112.031 | 0.01 | 02.03.2019 04:40:00 | 112.011 | \$ 20.0 |
| 2701 | Buy | 05.03.2019 02:17:00 | 111.669 | 0.01 | 05.03.2019 02:28:00 | 111.69 | \$ 21.0 |
| 3111 | Buy | 05.03.2019 02:17:00 | 111.669 | 0.01 | 05.03.2019 02:28:00 | 111.69 | \$ 21.0 |
| 3979 | Buy | 05.03.2019 01:00:00 | 111.859 | 0.01 | 05.03.2019 09:36:00 | 111.885 | \$ 26.0 |
| 3982 | Buy | 06.03.2019 09:08:00 | 111.827 | 0.01 | 06.03.2019 09:16:00 | 111.853 | \$ 26.0 |
| 3981 | Sell | 06.03.2019 00:30:00 | 112.046 | 0.03 | 07.03.2019 00:32:00 | 111.693 | \$ 970.53 |
| 3980 | Sell | 05.03.2019 13:06:00 | 111.934 | 0.03 | 07.03.2019 00:32:00 | 111.693 | \$ 605.04 |
| 3978 | Sell | 02.03.2019 04:15:00 | 112.031 | 0.03 | 07.03.2019 00:32:00 | 111.693 | \$ 837.06 |
| 3977 | Sell | 02.03.2019 00:45:00 | 111.875 | 0.05 | 07.03.2019 00:32:00 | 111.693 | \$ 615.1 |
| 3976 | Sell | 01.03.2019 15:58:00 | 111.823 | 0.03 | 07.03.2019 00:32:00 | 111.693 | \$ 213.06 |
| 3975 | Sell | 01.03.2019 14:22:00 | 111.725 | 0.05 | 07.03.2019 00:32:00 | 111.693 | \$ -134.9 |
| 3974 | Sell | 01.03.2019 09:57:00 | 111.577 | 0.03 | 07.03.2019 00:32:00 | 111.693 | \$ -524.94 |
| 3973 | Sell | 01.03.2019 09:54:00 | 111.503 | 0.05 | 07.03.2019 00:32:00 | 111.693 | \$ -1244.9 |
| 3972 | Sell | 01.03.2019 05:23:00 | 111.454 | 0.03 | 07.03.2019 00:32:00 | 111.693 | \$ -893.94 |
| 3971 | Sell | 01.03.2019 00:13:00 | 111.262 | 0.03 | 07.03.2019 00:32:00 | 111.693 | \$ -1469.94 |
| 3983 | Buy | 06.03.2019 23:54:00 | 111.727 | 0.01 | 07.03.2019 00:56:00 | 111.753 | \$ 37.91 |
| 3984 | Buy | 07.03.2019 01:52:00 | 111.668 | 0.01 | 07.03.2019 02:01:00 | 111.695 | \$ 27.0 |
| 3985 | Buy | 07.03.2019 08:18:00 | 111.687 | 0.01 | 07.03.2019 12:17:00 | 111.712 | \$ 25.0 |
| 3986 | Sell | 07.03.2019 17:00:00 | 111.782 | 0.03 | 07.03.2019 17:35:00 | 111.755 | \$ 81.0 |
| 3987 | Sell | 07.03.2019 22:34:00 | 111.831 | 0.03 | 07.03.2019 22:45:00 | 111.804 | \$ 81.0 |
| 2702 | Buy | 08.03.2019 01:05:00 | 111.513 | 0.01 | 08.03.2019 01:11:00 | 111.535 | \$ 22.0 |
| 3112 | Buy | 08.03.2019 01:05:00 | 111.513 | 0.01 | 08.03.2019 01:11:00 | 111.535 | \$ 22.0 |
| 3989 | Buy | 08.03.2019 02:36:00 | 111.555 | 0.01 | 08.03.2019 02:55:00 | 111.628 | \$ 73.0 |
| 3988 | Buy | 07.03.2019 23:37:00 | 111.65 | 0.01 | 08.03.2019 02:55:00 | 111.628 | \$ -18.03 |
| 3990 | Buy | 08.03.2019 06:59:00 | 111.578 | 0.03 | 08.03.2019 07:44:00 | 111.604 | \$ 78.0 |
| 3117 | Buy | 08.03.2019 22:30:00 | 110.977 | 0.01 | 09.03.2019 00:47:00 | 111.168 | \$ 191.0 |
| 3116 | Buy | 08.03.2019 22:27:00 | 111.115 | 0.02 | 09.03.2019 00:47:00 | 111.168 | \$ 106.0 |
| 3115 | Buy | 08.03.2019 16:10:00 | 111.022 | 0.01 | 09.03.2019 00:47:00 | 111.168 | \$ 146.0 |
| 3114 | Buy | 08.03.2019 13:58:00 | 111.244 | 0.01 | 09.03.2019 00:47:00 | 111.168 | \$ -76.0 |
| 3113 | Buy | 08.03.2019 12:18:00 | 111.405 | 0.01 | 09.03.2019 00:47:00 | 111.168 | \$ -237.0 |
| 3118 | Buy | 09.03.2019 03:01:00 | 111.048 | 0.02 | 09.03.2019 03:07:00 | 111.07 | \$ 44.0 |
| 3119 | Buy | 11.03.2019 10:00:00 | 110.905 | 0.01 | 11.03.2019 10:08:00 | 110.928 | \$ 23.0 |
| 2708 | Buy | 11.03.2019 10:00:00 | 110.905 | 0.01 | 11.03.2019 12:13:00 | 111.146 | \$ 241.0 |
| 2707 | Buy | 09.03.2019 03:01:00 | 111.048 | 0.01 | 11.03.2019 12:13:00 | 111.146 | \$ 101.97 |
| 2706 | Buy | 08.03.2019 22:27:00 | 111.115 | 0.01 | 11.03.2019 12:13:00 | 111.146 | \$ 34.97 |
| 2705 | Buy | 08.03.2019 16:10:00 | 111.022 | 0.01 | 11.03.2019 12:13:00 | 111.146 | \$ 127.97 |
| 2704 | Buy | 08.03.2019 13:58:00 | 111.244 | 0.01 | 11.03.2019 12:13:00 | 111.146 | \$ -94.03 |
| 2703 | Buy | 08.03.2019 12:18:00 | 111.405 | 0.01 | 11.03.2019 12:13:00 | 111.146 | \$ -255.03 |
| 3996 | Buy | 11.03.2019 09:24:00 | 111.051 | 0.01 | 11.03.2019 16:44:00 | 111.233 | \$ 182.0 |
| 3995 | Buy | 08.03.2019 22:30:00 | 110.914 | 0.01 | 11.03.2019 16:44:00 | 111.233 | \$ 322.97 |
| 3994 | Buy | 08.03.2019 16:10:00 | 111.022 | 0.01 | 11.03.2019 16:44:00 | 111.233 | \$ 214.97 |
| 3993 | Buy | 08.03.2019 13:54:00 | 111.273 | 0.01 | 11.03.2019 16:44:00 | 111.233 | \$ -36.03 |
| 3992 | Buy | 08.03.2019 12:05:00 | 111.451 | 0.01 | 11.03.2019 16:44:00 | 111.233 | \$ -214.03 |
| 3991 | Buy | 08.03.2019 09:52:00 | 111.53 | 0.01 | 11.03.2019 16:44:00 | 111.233 | \$ -293.03 |
| 3997 | Sell | 11.03.2019 16:14:00 | 111.22 | 0.03 | 11.03.2019 18:19:00 | 111.193 | \$ 81.0 |
| 3998 | Buy | 11.03.2019 22:29:00 | 111.045 | 0.01 | 11.03.2019 22:38:00 | 111.071 | \$ 26.0 |
| 3999 | Sell | 12.03.2019 00:04:00 | 111.23 | 0.03 | 12.03.2019 00:46:00 | 111.205 | \$ 75.0 |
| 2709 | Sell | 12.03.2019 09:51:00 | 111.412 | 0.01 | 12.03.2019 11:57:00 | 111.39 | \$ 22.0 |

| | | | | | | | |
|------|------|---------------------|---------|------|---------------------|---------|-----------|
| 3120 | Sell | 12.03.2019 09:51:00 | 111.412 | 0.01 | 12.03.2019 11:57:00 | 111.39 | \$ 22.0 |
| 4001 | Sell | 12.03.2019 08:53:00 | 111.349 | 0.03 | 12.03.2019 15:22:00 | 111.286 | \$ 189.0 |
| 4000 | Sell | 12.03.2019 07:13:00 | 111.276 | 0.03 | 12.03.2019 15:22:00 | 111.286 | \$ -30.0 |
| 4002 | Sell | 12.03.2019 18:05:00 | 111.449 | 0.03 | 12.03.2019 18:38:00 | 111.422 | \$ 81.0 |
| 4003 | Buy | 12.03.2019 20:23:00 | 111.19 | 0.01 | 12.03.2019 20:35:00 | 111.215 | \$ 25.0 |
| 4004 | Buy | 12.03.2019 22:13:00 | 111.14 | 0.01 | 12.03.2019 22:37:00 | 111.165 | \$ 25.0 |
| 4005 | Sell | 13.03.2019 09:04:00 | 111.37 | 0.03 | 13.03.2019 09:30:00 | 111.343 | \$ 81.0 |
| 4006 | Buy | 13.03.2019 10:27:00 | 111.226 | 0.01 | 13.03.2019 12:35:00 | 111.251 | \$ 25.0 |
| 4007 | Sell | 13.03.2019 17:04:00 | 111.371 | 0.03 | 13.03.2019 18:01:00 | 111.345 | \$ 78.0 |
| 4008 | Sell | 13.03.2019 21:45:00 | 111.456 | 0.03 | 13.03.2019 21:54:00 | 111.431 | \$ 75.0 |
| 2710 | Buy | 14.03.2019 03:59:00 | 111.065 | 0.01 | 14.03.2019 04:00:00 | 111.086 | \$ 21.0 |
| 3121 | Buy | 14.03.2019 03:59:00 | 111.065 | 0.01 | 14.03.2019 04:00:00 | 111.086 | \$ 21.0 |
| 4010 | Buy | 14.03.2019 03:48:00 | 111.176 | 0.01 | 14.03.2019 06:30:00 | 111.239 | \$ 63.0 |
| 4009 | Buy | 14.03.2019 01:00:00 | 111.251 | 0.01 | 14.03.2019 06:30:00 | 111.239 | \$ -12.0 |
| 4011 | Sell | 14.03.2019 10:19:00 | 111.383 | 0.03 | 14.03.2019 10:20:00 | 111.356 | \$ 81.0 |
| 2711 | Sell | 14.03.2019 12:17:00 | 111.577 | 0.01 | 14.03.2019 12:35:00 | 111.555 | \$ 22.0 |
| 3122 | Sell | 14.03.2019 12:17:00 | 111.577 | 0.01 | 14.03.2019 12:35:00 | 111.555 | \$ 22.0 |
| 4012 | Sell | 14.03.2019 12:17:00 | 111.577 | 0.03 | 14.03.2019 12:35:00 | 111.551 | \$ 78.0 |
| 2712 | Sell | 14.03.2019 15:05:00 | 111.631 | 0.01 | 14.03.2019 15:13:00 | 111.61 | \$ 21.0 |
| 3123 | Sell | 14.03.2019 15:05:00 | 111.631 | 0.01 | 14.03.2019 15:13:00 | 111.61 | \$ 21.0 |
| 4013 | Sell | 14.03.2019 15:05:00 | 111.631 | 0.03 | 14.03.2019 15:13:00 | 111.602 | \$ 87.0 |
| 2713 | Sell | 14.03.2019 17:05:00 | 111.627 | 0.01 | 14.03.2019 19:09:00 | 111.602 | \$ 25.0 |
| 3124 | Sell | 14.03.2019 17:05:00 | 111.627 | 0.01 | 14.03.2019 19:09:00 | 111.602 | \$ 25.0 |
| 4014 | Sell | 14.03.2019 17:05:00 | 111.627 | 0.03 | 14.03.2019 19:09:00 | 111.597 | \$ 90.0 |
| 2714 | Sell | 14.03.2019 21:52:00 | 111.658 | 0.01 | 14.03.2019 22:15:00 | 111.637 | \$ 21.0 |
| 3125 | Sell | 14.03.2019 21:52:00 | 111.658 | 0.02 | 14.03.2019 22:15:00 | 111.637 | \$ 42.0 |
| 2715 | Sell | 15.03.2019 00:57:00 | 111.702 | 0.01 | 15.03.2019 05:56:00 | 111.681 | \$ 21.0 |
| 3127 | Sell | 15.03.2019 01:00:00 | 111.716 | 0.01 | 15.03.2019 05:56:00 | 111.686 | \$ 30.0 |
| 3126 | Sell | 15.03.2019 00:57:00 | 111.702 | 0.02 | 15.03.2019 05:56:00 | 111.686 | \$ 32.0 |
| 4015 | Sell | 15.03.2019 01:00:00 | 111.716 | 0.03 | 15.03.2019 05:56:00 | 111.69 | \$ 78.0 |
| 2716 | Sell | 15.03.2019 09:45:00 | 111.866 | 0.01 | 15.03.2019 11:16:00 | 111.845 | \$ 21.0 |
| 3128 | Sell | 15.03.2019 09:45:00 | 111.866 | 0.01 | 15.03.2019 11:16:00 | 111.845 | \$ 21.0 |
| 4016 | Sell | 15.03.2019 09:00:00 | 111.753 | 0.03 | 15.03.2019 11:39:00 | 111.727 | \$ 78.0 |
| 2717 | Buy | 15.03.2019 23:15:00 | 111.466 | 0.01 | 15.03.2019 23:56:00 | 111.487 | \$ 21.0 |
| 3129 | Buy | 15.03.2019 23:15:00 | 111.466 | 0.01 | 15.03.2019 23:56:00 | 111.487 | \$ 21.0 |
| 4018 | Buy | 15.03.2019 23:23:00 | 111.457 | 0.01 | 16.03.2019 00:53:00 | 111.577 | \$ 120.0 |
| 4017 | Buy | 15.03.2019 21:43:00 | 111.645 | 0.01 | 16.03.2019 00:53:00 | 111.577 | \$ -68.0 |
| 4019 | Buy | 18.03.2019 17:00:00 | 111.505 | 0.01 | 18.03.2019 17:24:00 | 111.531 | \$ 26.0 |
| 4020 | Buy | 18.03.2019 19:03:00 | 111.48 | 0.01 | 18.03.2019 20:41:00 | 111.506 | \$ 26.0 |
| 2718 | Buy | 19.03.2019 11:18:00 | 111.239 | 0.01 | 19.03.2019 13:43:00 | 111.261 | \$ 22.0 |
| 3130 | Buy | 19.03.2019 11:18:00 | 111.239 | 0.01 | 19.03.2019 13:43:00 | 111.261 | \$ 22.0 |
| 4025 | Buy | 19.03.2019 19:31:00 | 111.218 | 0.01 | 19.03.2019 21:36:00 | 111.361 | \$ 143.0 |
| 4024 | Buy | 19.03.2019 11:18:00 | 111.239 | 0.01 | 19.03.2019 21:36:00 | 111.361 | \$ 122.0 |
| 4023 | Buy | 19.03.2019 09:03:00 | 111.352 | 0.01 | 19.03.2019 21:36:00 | 111.361 | \$ 9.0 |
| 4022 | Buy | 19.03.2019 04:08:00 | 111.394 | 0.01 | 19.03.2019 21:36:00 | 111.361 | \$ -33.0 |
| 4021 | Buy | 19.03.2019 00:56:00 | 111.475 | 0.01 | 19.03.2019 21:36:00 | 111.361 | \$ -114.0 |
| 4026 | Sell | 19.03.2019 22:00:00 | 111.422 | 0.03 | 19.03.2019 23:00:00 | 111.394 | \$ 84.0 |
| 2719 | Sell | 20.03.2019 10:00:00 | 111.612 | 0.01 | 20.03.2019 11:07:00 | 111.59 | \$ 22.0 |
| 3131 | Sell | 20.03.2019 10:00:00 | 111.612 | 0.01 | 20.03.2019 11:07:00 | 111.59 | \$ 22.0 |
| 4027 | Sell | 20.03.2019 09:02:00 | 111.456 | 0.03 | 20.03.2019 22:42:00 | 111.43 | \$ 78.0 |
| 4028 | Buy | 20.03.2019 22:35:00 | 111.455 | 0.01 | 21.03.2019 00:45:00 | 111.481 | \$ 37.91 |
| 2720 | Buy | 21.03.2019 03:02:00 | 111.206 | 0.01 | 21.03.2019 03:02:00 | 111.227 | \$ 21.0 |
| 3132 | Buy | 21.03.2019 03:02:00 | 111.206 | 0.01 | 21.03.2019 03:02:00 | 111.227 | \$ 21.0 |
| 1532 | Buy | 21.03.2019 04:00:00 | 110.622 | 0.02 | 21.03.2019 04:00:00 | 110.643 | \$ 42.0 |
| 1533 | Buy | 21.03.2019 04:05:00 | 110.581 | 0.02 | 21.03.2019 04:06:00 | 110.604 | \$ 46.0 |
| 1534 | Buy | 21.03.2019 04:10:00 | 110.623 | 0.02 | 21.03.2019 04:12:00 | 110.644 | \$ 42.0 |
| 1535 | Buy | 21.03.2019 04:15:00 | 110.634 | 0.02 | 21.03.2019 04:16:00 | 110.656 | \$ 44.0 |
| 2721 | Buy | 21.03.2019 04:53:00 | 110.638 | 0.01 | 21.03.2019 05:16:00 | 110.66 | \$ 22.0 |
| 3133 | Buy | 21.03.2019 04:53:00 | 110.638 | 0.01 | 21.03.2019 05:16:00 | 110.66 | \$ 22.0 |
| 2722 | Buy | 21.03.2019 07:00:00 | 110.651 | 0.01 | 21.03.2019 07:19:00 | 110.671 | \$ 20.0 |

| | | | | | | | |
|------|------|---------------------|---------|------|---------------------|---------|------------|
| 3134 | Buy | 21.03.2019 07:00:00 | 110.651 | 0.01 | 21.03.2019 07:19:00 | 110.671 | \$ 20.0 |
| 2723 | Buy | 21.03.2019 09:06:00 | 110.647 | 0.01 | 21.03.2019 09:10:00 | 110.668 | \$ 21.0 |
| 3135 | Buy | 21.03.2019 09:06:00 | 110.647 | 0.02 | 21.03.2019 09:10:00 | 110.668 | \$ 42.0 |
| 3137 | Buy | 21.03.2019 13:08:00 | 110.443 | 0.01 | 21.03.2019 14:27:00 | 110.549 | \$ 106.0 |
| 3136 | Buy | 21.03.2019 12:00:00 | 110.572 | 0.02 | 21.03.2019 14:27:00 | 110.549 | \$ -46.0 |
| 3140 | Buy | 21.03.2019 17:29:00 | 110.354 | 0.02 | 21.03.2019 17:42:00 | 110.428 | \$ 148.0 |
| 3139 | Buy | 21.03.2019 17:02:00 | 110.343 | 0.01 | 21.03.2019 17:42:00 | 110.428 | \$ 85.0 |
| 3138 | Buy | 21.03.2019 15:40:00 | 110.491 | 0.02 | 21.03.2019 17:42:00 | 110.428 | \$ -126.0 |
| 2726 | Buy | 21.03.2019 17:27:00 | 110.316 | 0.01 | 21.03.2019 18:56:00 | 110.48 | \$ 164.0 |
| 2725 | Buy | 21.03.2019 15:40:00 | 110.491 | 0.01 | 21.03.2019 18:56:00 | 110.48 | \$ -11.0 |
| 2724 | Buy | 21.03.2019 12:00:00 | 110.572 | 0.01 | 21.03.2019 18:56:00 | 110.48 | \$ -92.0 |
| 4037 | Buy | 21.03.2019 17:29:00 | 110.354 | 0.03 | 21.03.2019 19:54:00 | 110.588 | \$ 702.0 |
| 4036 | Buy | 21.03.2019 17:02:00 | 110.343 | 0.01 | 21.03.2019 19:54:00 | 110.588 | \$ 245.0 |
| 4035 | Buy | 21.03.2019 15:40:00 | 110.491 | 0.03 | 21.03.2019 19:54:00 | 110.588 | \$ 291.0 |
| 4034 | Buy | 21.03.2019 13:08:00 | 110.443 | 0.01 | 21.03.2019 19:54:00 | 110.588 | \$ 145.0 |
| 4033 | Buy | 21.03.2019 12:00:00 | 110.572 | 0.03 | 21.03.2019 19:54:00 | 110.588 | \$ 48.0 |
| 4032 | Buy | 21.03.2019 09:06:00 | 110.647 | 0.03 | 21.03.2019 19:54:00 | 110.588 | \$ -177.0 |
| 4031 | Buy | 21.03.2019 07:00:00 | 110.651 | 0.01 | 21.03.2019 19:54:00 | 110.588 | \$ -63.0 |
| 4030 | Buy | 21.03.2019 04:53:00 | 110.638 | 0.01 | 21.03.2019 19:54:00 | 110.588 | \$ -50.0 |
| 4029 | Buy | 21.03.2019 03:01:00 | 111.273 | 0.01 | 21.03.2019 19:54:00 | 110.588 | \$ -685.0 |
| 2727 | Buy | 21.03.2019 20:55:00 | 110.514 | 0.01 | 21.03.2019 21:50:00 | 110.535 | \$ 21.0 |
| 3141 | Buy | 21.03.2019 20:55:00 | 110.514 | 0.02 | 21.03.2019 21:50:00 | 110.535 | \$ 42.0 |
| 4038 | Sell | 21.03.2019 23:30:00 | 110.805 | 0.03 | 21.03.2019 23:32:00 | 110.778 | \$ 81.0 |
| 2728 | Sell | 22.03.2019 00:01:00 | 110.883 | 0.01 | 22.03.2019 00:57:00 | 110.861 | \$ 22.0 |
| 3142 | Sell | 22.03.2019 00:01:00 | 110.883 | 0.01 | 22.03.2019 00:57:00 | 110.861 | \$ 22.0 |
| 4040 | Sell | 22.03.2019 09:16:00 | 110.882 | 0.03 | 22.03.2019 09:36:00 | 110.838 | \$ 132.0 |
| 4039 | Sell | 22.03.2019 09:10:00 | 110.852 | 0.05 | 22.03.2019 09:36:00 | 110.838 | \$ 70.0 |
| 4041 | Sell | 22.03.2019 14:17:00 | 110.824 | 0.03 | 22.03.2019 15:12:00 | 110.797 | \$ 81.0 |
| 2729 | Buy | 22.03.2019 18:00:00 | 110.534 | 0.01 | 22.03.2019 18:00:00 | 110.558 | \$ 24.0 |
| 3143 | Buy | 22.03.2019 18:00:00 | 110.534 | 0.01 | 22.03.2019 18:00:00 | 110.558 | \$ 24.0 |
| 1536 | Buy | 23.03.2019 00:58:00 | 109.786 | 0.02 | 23.03.2019 01:03:00 | 109.807 | \$ 42.0 |
| 2736 | Buy | 25.03.2019 15:14:00 | 109.909 | 0.01 | 25.03.2019 16:07:00 | 110.095 | \$ 186.0 |
| 2735 | Buy | 25.03.2019 11:10:00 | 109.794 | 0.01 | 25.03.2019 16:07:00 | 110.095 | \$ 301.0 |
| 2734 | Buy | 25.03.2019 09:22:00 | 110.023 | 0.01 | 25.03.2019 16:07:00 | 110.095 | \$ 72.0 |
| 2733 | Buy | 23.03.2019 04:31:00 | 110.039 | 0.01 | 25.03.2019 16:07:00 | 110.095 | \$ 59.97 |
| 2732 | Buy | 22.03.2019 23:37:00 | 110.048 | 0.01 | 25.03.2019 16:07:00 | 110.095 | \$ 50.97 |
| 2731 | Buy | 22.03.2019 21:57:00 | 110.253 | 0.01 | 25.03.2019 16:07:00 | 110.095 | \$ -154.03 |
| 2730 | Buy | 22.03.2019 20:10:00 | 110.431 | 0.01 | 25.03.2019 16:07:00 | 110.095 | \$ -332.03 |
| 3150 | Buy | 25.03.2019 15:14:00 | 109.909 | 0.02 | 25.03.2019 16:07:00 | 110.071 | \$ 324.0 |
| 3149 | Buy | 25.03.2019 10:00:00 | 109.831 | 0.01 | 25.03.2019 16:07:00 | 110.071 | \$ 240.0 |
| 3148 | Buy | 25.03.2019 09:22:00 | 110.023 | 0.02 | 25.03.2019 16:07:00 | 110.071 | \$ 96.0 |
| 3147 | Buy | 23.03.2019 04:31:00 | 110.039 | 0.02 | 25.03.2019 16:07:00 | 110.071 | \$ 71.94 |
| 3146 | Buy | 22.03.2019 23:37:00 | 110.048 | 0.01 | 25.03.2019 16:07:00 | 110.071 | \$ 26.97 |
| 3145 | Buy | 22.03.2019 21:57:00 | 110.253 | 0.01 | 25.03.2019 16:07:00 | 110.071 | \$ -178.03 |
| 3144 | Buy | 22.03.2019 20:10:00 | 110.431 | 0.01 | 25.03.2019 16:07:00 | 110.071 | \$ -356.03 |
| 4047 | Buy | 25.03.2019 10:00:00 | 109.831 | 0.01 | 25.03.2019 17:38:00 | 110.158 | \$ 327.0 |
| 4046 | Buy | 25.03.2019 09:43:00 | 109.942 | 0.03 | 25.03.2019 17:38:00 | 110.158 | \$ 648.0 |
| 4045 | Buy | 22.03.2019 23:37:00 | 110.048 | 0.01 | 25.03.2019 17:38:00 | 110.158 | \$ 113.97 |
| 4044 | Buy | 22.03.2019 21:57:00 | 110.253 | 0.01 | 25.03.2019 17:38:00 | 110.158 | \$ -91.03 |
| 4043 | Buy | 22.03.2019 20:10:00 | 110.431 | 0.01 | 25.03.2019 17:38:00 | 110.158 | \$ -269.03 |
| 4042 | Buy | 22.03.2019 17:35:00 | 110.671 | 0.01 | 25.03.2019 17:38:00 | 110.158 | \$ -509.03 |
| 4048 | Sell | 25.03.2019 17:38:00 | 110.158 | 0.03 | 25.03.2019 17:45:00 | 110.132 | \$ 78.0 |
| 4049 | Buy | 25.03.2019 23:15:00 | 109.944 | 0.01 | 25.03.2019 23:18:00 | 109.97 | \$ 26.0 |
| 4050 | Sell | 26.03.2019 01:00:00 | 110.089 | 0.03 | 26.03.2019 01:35:00 | 110.062 | \$ 81.0 |
| 2737 | Buy | 26.03.2019 03:00:00 | 109.826 | 0.01 | 26.03.2019 03:15:00 | 109.848 | \$ 22.0 |
| 3151 | Buy | 26.03.2019 03:00:00 | 109.826 | 0.01 | 26.03.2019 03:15:00 | 109.848 | \$ 22.0 |
| 4051 | Buy | 26.03.2019 02:15:00 | 109.979 | 0.01 | 26.03.2019 03:54:00 | 110.004 | \$ 25.0 |
| 4052 | Sell | 26.03.2019 09:18:00 | 110.102 | 0.03 | 26.03.2019 11:48:00 | 110.077 | \$ 75.0 |
| 4053 | Sell | 26.03.2019 16:50:00 | 110.169 | 0.03 | 26.03.2019 17:54:00 | 110.142 | \$ 81.0 |
| 3156 | Sell | 27.03.2019 05:50:00 | 110.624 | 0.01 | 27.03.2019 07:20:00 | 110.476 | \$ 148.0 |

| | | | | | | | |
|------|------|---------------------|---------|------|---------------------|---------|------------|
| 3155 | Sell | 27.03.2019 04:01:00 | 110.524 | 0.02 | 27.03.2019 07:20:00 | 110.476 | \$ 96.0 |
| 3154 | Sell | 26.03.2019 22:34:00 | 110.548 | 0.01 | 27.03.2019 07:20:00 | 110.476 | \$ 62.17 |
| 3153 | Sell | 26.03.2019 20:48:00 | 110.426 | 0.01 | 27.03.2019 07:20:00 | 110.476 | \$ -59.83 |
| 3152 | Sell | 26.03.2019 18:30:00 | 110.33 | 0.01 | 27.03.2019 07:20:00 | 110.476 | \$ -155.83 |
| 4058 | Sell | 27.03.2019 05:50:00 | 110.624 | 0.03 | 27.03.2019 07:20:00 | 110.485 | \$ 417.0 |
| 4057 | Sell | 27.03.2019 05:00:00 | 110.594 | 0.05 | 27.03.2019 07:20:00 | 110.485 | \$ 545.0 |
| 4056 | Sell | 26.03.2019 22:34:00 | 110.548 | 0.03 | 27.03.2019 07:20:00 | 110.485 | \$ 159.51 |
| 4055 | Sell | 26.03.2019 20:48:00 | 110.426 | 0.03 | 27.03.2019 07:20:00 | 110.485 | \$ -206.49 |
| 4054 | Sell | 26.03.2019 18:30:00 | 110.33 | 0.03 | 27.03.2019 07:20:00 | 110.485 | \$ -494.49 |
| 2742 | Sell | 27.03.2019 05:50:00 | 110.624 | 0.01 | 27.03.2019 07:23:00 | 110.469 | \$ 155.0 |
| 2741 | Sell | 27.03.2019 04:01:00 | 110.524 | 0.01 | 27.03.2019 07:23:00 | 110.469 | \$ 55.0 |
| 2740 | Sell | 26.03.2019 22:34:00 | 110.548 | 0.01 | 27.03.2019 07:23:00 | 110.469 | \$ 69.17 |
| 2739 | Sell | 26.03.2019 20:48:00 | 110.426 | 0.01 | 27.03.2019 07:23:00 | 110.469 | \$ -52.83 |
| 2738 | Sell | 26.03.2019 18:30:00 | 110.33 | 0.01 | 27.03.2019 07:23:00 | 110.469 | \$ -148.83 |
| 4060 | Sell | 27.03.2019 13:32:00 | 110.621 | 0.05 | 27.03.2019 14:22:00 | 110.599 | \$ 110.0 |
| 4059 | Sell | 27.03.2019 13:32:00 | 110.631 | 0.03 | 27.03.2019 14:22:00 | 110.599 | \$ 96.0 |
| 4062 | Sell | 27.03.2019 16:52:00 | 110.629 | 0.05 | 27.03.2019 17:05:00 | 110.607 | \$ 110.0 |
| 4061 | Sell | 27.03.2019 16:52:00 | 110.639 | 0.03 | 27.03.2019 17:05:00 | 110.607 | \$ 96.0 |
| 2743 | Buy | 27.03.2019 20:08:00 | 110.298 | 0.01 | 27.03.2019 20:21:00 | 110.319 | \$ 21.0 |
| 3157 | Buy | 27.03.2019 20:08:00 | 110.298 | 0.01 | 27.03.2019 20:21:00 | 110.319 | \$ 21.0 |
| 4063 | Buy | 27.03.2019 19:00:00 | 110.451 | 0.01 | 27.03.2019 21:30:00 | 110.477 | \$ 26.0 |
| 4065 | Buy | 27.03.2019 22:56:00 | 110.416 | 0.01 | 27.03.2019 23:10:00 | 110.453 | \$ 37.0 |
| 4064 | Buy | 27.03.2019 22:55:00 | 110.432 | 0.03 | 27.03.2019 23:10:00 | 110.453 | \$ 63.0 |
| 2744 | Buy | 28.03.2019 00:18:00 | 110.33 | 0.01 | 28.03.2019 00:19:00 | 110.351 | \$ 21.0 |
| 3158 | Buy | 28.03.2019 00:18:00 | 110.33 | 0.01 | 28.03.2019 00:19:00 | 110.351 | \$ 21.0 |
| 2745 | Buy | 28.03.2019 10:21:00 | 110.194 | 0.01 | 28.03.2019 10:25:00 | 110.216 | \$ 22.0 |
| 3159 | Buy | 28.03.2019 10:21:00 | 110.194 | 0.01 | 28.03.2019 10:25:00 | 110.216 | \$ 22.0 |
| 2746 | Buy | 28.03.2019 14:24:00 | 110.13 | 0.01 | 28.03.2019 14:34:00 | 110.15 | \$ 20.0 |
| 3160 | Buy | 28.03.2019 14:24:00 | 110.13 | 0.01 | 28.03.2019 14:34:00 | 110.15 | \$ 20.0 |
| 2747 | Buy | 28.03.2019 16:54:00 | 110.037 | 0.01 | 28.03.2019 16:55:00 | 110.058 | \$ 21.0 |
| 3161 | Buy | 28.03.2019 16:54:00 | 110.037 | 0.01 | 28.03.2019 16:55:00 | 110.058 | \$ 21.0 |
| 3162 | Buy | 28.03.2019 17:00:00 | 110.093 | 0.02 | 28.03.2019 17:04:00 | 110.114 | \$ 42.0 |
| 4070 | Buy | 28.03.2019 17:00:00 | 110.093 | 0.03 | 28.03.2019 17:35:00 | 110.163 | \$ 210.0 |
| 4069 | Buy | 28.03.2019 16:54:00 | 110.037 | 0.01 | 28.03.2019 17:35:00 | 110.163 | \$ 126.0 |
| 4068 | Buy | 28.03.2019 14:24:00 | 110.13 | 0.01 | 28.03.2019 17:35:00 | 110.163 | \$ 33.0 |
| 4067 | Buy | 28.03.2019 10:50:00 | 110.149 | 0.01 | 28.03.2019 17:35:00 | 110.163 | \$ 14.0 |
| 4066 | Buy | 28.03.2019 09:05:00 | 110.366 | 0.01 | 28.03.2019 17:35:00 | 110.163 | \$ -203.0 |
| 4071 | Sell | 28.03.2019 21:13:00 | 110.413 | 0.03 | 28.03.2019 21:18:00 | 110.387 | \$ 78.0 |
| 1537 | Sell | 28.03.2019 22:14:00 | 110.691 | 0.02 | 28.03.2019 22:16:00 | 110.67 | \$ 42.0 |
| 1538 | Sell | 28.03.2019 22:27:00 | 110.689 | 0.02 | 28.03.2019 22:34:00 | 110.668 | \$ 42.0 |
| 1542 | Sell | 28.03.2019 22:52:00 | 110.773 | 0.02 | 28.03.2019 23:01:00 | 110.732 | \$ 82.0 |
| 1541 | Sell | 28.03.2019 22:47:00 | 110.774 | 0.02 | 28.03.2019 23:01:00 | 110.732 | \$ 84.0 |
| 1540 | Sell | 28.03.2019 22:42:00 | 110.767 | 0.02 | 28.03.2019 23:01:00 | 110.732 | \$ 70.0 |
| 1539 | Sell | 28.03.2019 22:37:00 | 110.702 | 0.02 | 28.03.2019 23:01:00 | 110.732 | \$ -60.0 |
| 3165 | Sell | 29.03.2019 05:55:00 | 110.695 | 0.01 | 29.03.2019 06:00:00 | 110.607 | \$ 88.0 |
| 3164 | Sell | 29.03.2019 05:35:00 | 110.651 | 0.02 | 29.03.2019 06:00:00 | 110.607 | \$ 88.0 |
| 3163 | Sell | 28.03.2019 22:00:00 | 110.513 | 0.01 | 29.03.2019 06:00:00 | 110.607 | \$ -103.83 |
| 2749 | Sell | 29.03.2019 05:35:00 | 110.651 | 0.01 | 29.03.2019 09:11:00 | 110.562 | \$ 89.0 |
| 2748 | Sell | 28.03.2019 22:00:00 | 110.513 | 0.01 | 29.03.2019 09:11:00 | 110.562 | \$ -58.83 |
| 1543 | Sell | 29.03.2019 09:54:00 | 110.924 | 0.02 | 29.03.2019 09:55:00 | 110.904 | \$ 40.0 |
| 1544 | Sell | 29.03.2019 09:59:00 | 110.856 | 0.02 | 29.03.2019 10:03:00 | 110.833 | \$ 46.0 |
| 2750 | Sell | 29.03.2019 09:46:00 | 110.708 | 0.01 | 29.03.2019 13:35:00 | 110.686 | \$ 22.0 |
| 3166 | Sell | 29.03.2019 09:46:00 | 110.711 | 0.01 | 29.03.2019 13:35:00 | 110.69 | \$ 21.0 |
| 4072 | Sell | 29.03.2019 09:46:00 | 110.711 | 0.03 | 29.03.2019 13:36:00 | 110.683 | \$ 84.0 |
| 2751 | Sell | 29.03.2019 13:55:00 | 110.827 | 0.01 | 29.03.2019 13:56:00 | 110.805 | \$ 22.0 |
| 3168 | Sell | 29.03.2019 13:55:00 | 110.853 | 0.01 | 29.03.2019 13:56:00 | 110.815 | \$ 38.0 |
| 3167 | Sell | 29.03.2019 13:55:00 | 110.827 | 0.02 | 29.03.2019 13:56:00 | 110.815 | \$ 24.0 |
| 4074 | Sell | 29.03.2019 13:55:00 | 110.853 | 0.03 | 29.03.2019 13:56:00 | 110.809 | \$ 132.0 |
| 4073 | Sell | 29.03.2019 13:55:00 | 110.827 | 0.05 | 29.03.2019 13:56:00 | 110.809 | \$ 90.0 |
| 2752 | Sell | 29.03.2019 20:16:00 | 110.888 | 0.01 | 29.03.2019 20:19:00 | 110.867 | \$ 21.0 |

| | | | | | | | |
|------|------|---------------------|---------|------|---------------------|---------|------------|
| 3169 | Sell | 29.03.2019 20:16:00 | 110.888 | 0.01 | 29.03.2019 20:19:00 | 110.867 | \$ 21.0 |
| 4075 | Sell | 29.03.2019 20:15:00 | 110.867 | 0.03 | 29.03.2019 20:20:00 | 110.839 | \$ 84.0 |
| 4076 | Sell | 29.03.2019 22:21:00 | 110.824 | 0.03 | 29.03.2019 22:33:00 | 110.798 | \$ 78.0 |
| 2753 | Sell | 30.03.2019 00:04:00 | 110.944 | 0.01 | 30.03.2019 00:11:00 | 110.92 | \$ 24.0 |
| 3170 | Sell | 30.03.2019 00:04:00 | 110.944 | 0.01 | 30.03.2019 00:11:00 | 110.92 | \$ 24.0 |
| 4078 | Sell | 30.03.2019 00:04:00 | 110.944 | 0.03 | 30.03.2019 00:35:00 | 110.841 | \$ 309.0 |
| 4077 | Sell | 29.03.2019 23:11:00 | 110.82 | 0.05 | 30.03.2019 00:35:00 | 110.841 | \$ -105.0 |
| 4079 | Sell | 30.03.2019 03:30:00 | 110.841 | 0.03 | 30.03.2019 03:41:00 | 110.815 | \$ 78.0 |
| 4080 | Sell | 01.04.2019 07:01:00 | 110.933 | 0.03 | 01.04.2019 08:33:00 | 110.907 | \$ 78.0 |
| 2755 | Sell | 01.04.2019 10:49:00 | 111.122 | 0.01 | 01.04.2019 13:12:00 | 111.029 | \$ 93.0 |
| 2754 | Sell | 01.04.2019 08:56:00 | 110.979 | 0.01 | 01.04.2019 13:12:00 | 111.029 | \$ -50.0 |
| 3172 | Sell | 01.04.2019 10:49:00 | 111.122 | 0.01 | 01.04.2019 13:12:00 | 111.029 | \$ 93.0 |
| 3171 | Sell | 01.04.2019 08:56:00 | 110.979 | 0.01 | 01.04.2019 13:12:00 | 111.029 | \$ -50.0 |
| 4082 | Sell | 01.04.2019 10:49:00 | 111.122 | 0.03 | 01.04.2019 13:12:00 | 111.025 | \$ 291.0 |
| 4081 | Sell | 01.04.2019 08:56:00 | 110.979 | 0.03 | 01.04.2019 13:12:00 | 111.025 | \$ -138.0 |
| 2756 | Sell | 01.04.2019 15:12:00 | 111.096 | 0.01 | 01.04.2019 15:57:00 | 111.074 | \$ 22.0 |
| 3173 | Sell | 01.04.2019 15:12:00 | 111.096 | 0.02 | 01.04.2019 15:57:00 | 111.074 | \$ 44.0 |
| 4083 | Buy | 01.04.2019 21:32:00 | 110.902 | 0.01 | 01.04.2019 21:34:00 | 110.927 | \$ 25.0 |
| 4084 | Sell | 01.04.2019 23:01:00 | 111.108 | 0.03 | 01.04.2019 23:03:00 | 111.083 | \$ 75.0 |
| 3176 | Sell | 02.04.2019 08:38:00 | 111.447 | 0.02 | 02.04.2019 09:14:00 | 111.372 | \$ 150.0 |
| 3175 | Sell | 02.04.2019 01:53:00 | 111.427 | 0.01 | 02.04.2019 09:14:00 | 111.372 | \$ 55.0 |
| 3174 | Sell | 02.04.2019 00:11:00 | 111.249 | 0.01 | 02.04.2019 09:14:00 | 111.372 | \$ -123.0 |
| 4086 | Sell | 02.04.2019 08:38:00 | 111.447 | 0.05 | 02.04.2019 09:14:00 | 111.366 | \$ 405.0 |
| 4085 | Sell | 02.04.2019 00:59:00 | 111.311 | 0.03 | 02.04.2019 09:14:00 | 111.366 | \$ -165.0 |
| 2759 | Sell | 02.04.2019 08:38:00 | 111.447 | 0.01 | 02.04.2019 09:18:00 | 111.354 | \$ 93.0 |
| 2758 | Sell | 02.04.2019 01:53:00 | 111.427 | 0.01 | 02.04.2019 09:18:00 | 111.354 | \$ 73.0 |
| 2757 | Sell | 02.04.2019 00:11:00 | 111.249 | 0.01 | 02.04.2019 09:18:00 | 111.354 | \$ -105.0 |
| 4087 | Sell | 02.04.2019 16:02:00 | 111.394 | 0.05 | 02.04.2019 17:19:00 | 111.367 | \$ 135.0 |
| 4088 | Sell | 02.04.2019 23:32:00 | 111.414 | 0.03 | 02.04.2019 23:40:00 | 111.388 | \$ 78.0 |
| 4089 | Buy | 03.04.2019 00:04:00 | 111.292 | 0.01 | 03.04.2019 00:22:00 | 111.318 | \$ 26.0 |
| 4090 | Buy | 03.04.2019 09:15:00 | 111.268 | 0.01 | 03.04.2019 09:30:00 | 111.293 | \$ 25.0 |
| 4091 | Sell | 03.04.2019 09:42:00 | 111.461 | 0.03 | 03.04.2019 10:28:00 | 111.433 | \$ 84.0 |
| 4092 | Buy | 03.04.2019 23:06:00 | 111.363 | 0.01 | 03.04.2019 23:10:00 | 111.388 | \$ 25.0 |
| 4093 | Sell | 04.04.2019 00:02:00 | 111.5 | 0.03 | 04.04.2019 00:09:00 | 111.474 | \$ 78.0 |
| 4094 | Buy | 04.04.2019 15:37:00 | 111.366 | 0.01 | 04.04.2019 16:03:00 | 111.392 | \$ 26.0 |
| 4095 | Sell | 04.04.2019 22:11:00 | 111.544 | 0.03 | 04.04.2019 22:36:00 | 111.518 | \$ 78.0 |
| 2760 | Sell | 05.04.2019 09:04:00 | 111.724 | 0.01 | 05.04.2019 10:20:00 | 111.701 | \$ 23.0 |
| 3177 | Sell | 05.04.2019 09:04:00 | 111.724 | 0.01 | 05.04.2019 10:20:00 | 111.701 | \$ 23.0 |
| 4096 | Sell | 05.04.2019 09:04:00 | 111.724 | 0.03 | 05.04.2019 10:22:00 | 111.699 | \$ 75.0 |
| 4097 | Sell | 05.04.2019 21:42:00 | 111.787 | 0.03 | 05.04.2019 21:46:00 | 111.762 | \$ 75.0 |
| 4098 | Sell | 06.04.2019 00:00:00 | 111.736 | 0.03 | 06.04.2019 03:24:00 | 111.71 | \$ 78.0 |
| 2761 | Buy | 08.04.2019 11:34:00 | 111.429 | 0.01 | 08.04.2019 15:03:00 | 111.451 | \$ 22.0 |
| 3178 | Buy | 08.04.2019 11:34:00 | 111.429 | 0.01 | 08.04.2019 15:03:00 | 111.451 | \$ 22.0 |
| 2762 | Buy | 08.04.2019 22:23:00 | 111.338 | 0.01 | 08.04.2019 23:04:00 | 111.358 | \$ 20.0 |
| 3179 | Buy | 08.04.2019 22:23:00 | 111.338 | 0.01 | 08.04.2019 23:04:00 | 111.358 | \$ 20.0 |
| 4102 | Buy | 08.04.2019 21:57:00 | 111.378 | 0.01 | 09.04.2019 00:02:00 | 111.463 | \$ 88.97 |
| 4101 | Buy | 08.04.2019 21:51:00 | 111.407 | 0.03 | 09.04.2019 00:02:00 | 111.463 | \$ 179.91 |
| 4100 | Buy | 08.04.2019 11:34:00 | 111.429 | 0.01 | 09.04.2019 00:02:00 | 111.463 | \$ 37.97 |
| 4099 | Buy | 08.04.2019 09:48:00 | 111.585 | 0.01 | 09.04.2019 00:02:00 | 111.463 | \$ -118.03 |
| 4103 | Sell | 09.04.2019 09:21:00 | 111.57 | 0.03 | 09.04.2019 09:26:00 | 111.544 | \$ 78.0 |
| 4105 | Buy | 09.04.2019 16:52:00 | 111.27 | 0.01 | 09.04.2019 20:32:00 | 111.364 | \$ 94.0 |
| 4104 | Buy | 09.04.2019 09:54:00 | 111.404 | 0.01 | 09.04.2019 20:32:00 | 111.364 | \$ -40.0 |
| 2763 | Buy | 09.04.2019 21:40:00 | 111.136 | 0.01 | 10.04.2019 05:08:00 | 111.156 | \$ 23.97 |
| 3180 | Buy | 09.04.2019 21:40:00 | 111.136 | 0.01 | 10.04.2019 05:08:00 | 111.156 | \$ 23.97 |
| 4108 | Buy | 10.04.2019 08:44:00 | 111.087 | 0.03 | 10.04.2019 10:03:00 | 111.216 | \$ 387.0 |
| 4107 | Buy | 09.04.2019 21:24:00 | 111.247 | 0.01 | 10.04.2019 10:03:00 | 111.216 | \$ -27.03 |
| 4106 | Buy | 09.04.2019 21:22:00 | 111.276 | 0.03 | 10.04.2019 10:03:00 | 111.216 | \$ -168.09 |
| 4109 | Buy | 10.04.2019 10:46:00 | 111.111 | 0.03 | 10.04.2019 11:12:00 | 111.138 | \$ 81.0 |
| 4110 | Sell | 10.04.2019 21:35:00 | 111.241 | 0.03 | 10.04.2019 21:37:00 | 111.215 | \$ 78.0 |
| 2764 | Buy | 11.04.2019 00:00:00 | 110.955 | 0.01 | 11.04.2019 03:45:00 | 110.976 | \$ 21.0 |

| | | | | | | | |
|------|------|---------------------|---------|------|---------------------|---------|-------------|
| 3181 | Buy | 11.04.2019 00:00:00 | 110.955 | 0.01 | 11.04.2019 03:45:00 | 110.976 | \$ 21.0 |
| 4111 | Buy | 10.04.2019 22:45:00 | 111.068 | 0.01 | 11.04.2019 09:29:00 | 111.093 | \$ 36.91 |
| 4126 | Buy | 16.04.2019 10:43:00 | 111.942 | 0.01 | 16.04.2019 11:46:00 | 111.969 | \$ 27.0 |
| 4127 | Buy | 16.04.2019 16:00:00 | 111.874 | 0.01 | 16.04.2019 16:16:00 | 111.9 | \$ 26.0 |
| 4129 | Buy | 16.04.2019 18:21:00 | 111.899 | 0.03 | 16.04.2019 20:40:00 | 111.921 | \$ 66.0 |
| 4128 | Buy | 16.04.2019 18:16:00 | 111.882 | 0.01 | 16.04.2019 20:40:00 | 111.921 | \$ 39.0 |
| 4131 | Buy | 18.04.2019 10:16:00 | 111.952 | 0.01 | 18.04.2019 10:30:00 | 111.978 | \$ 26.0 |
| 4132 | Buy | 18.04.2019 12:31:00 | 111.904 | 0.01 | 18.04.2019 15:48:00 | 111.929 | \$ 25.0 |
| 4130 | Sell | 17.04.2019 09:10:00 | 112.102 | 0.03 | 18.04.2019 17:00:00 | 111.81 | \$ 787.53 |
| 4125 | Sell | 15.04.2019 21:33:00 | 112.027 | 0.03 | 18.04.2019 17:00:00 | 111.81 | \$ 503.55 |
| 4124 | Sell | 15.04.2019 09:07:00 | 112.089 | 0.05 | 18.04.2019 17:00:00 | 111.81 | \$ 1149.25 |
| 4123 | Sell | 13.04.2019 04:04:00 | 112.066 | 0.05 | 18.04.2019 17:00:00 | 111.81 | \$ 985.1 |
| 4122 | Sell | 13.04.2019 04:01:00 | 112.082 | 0.03 | 18.04.2019 17:00:00 | 111.81 | \$ 639.06 |
| 4121 | Sell | 12.04.2019 23:55:00 | 111.968 | 0.05 | 18.04.2019 17:00:00 | 111.81 | \$ 495.1 |
| 4120 | Sell | 12.04.2019 17:05:00 | 111.922 | 0.03 | 18.04.2019 17:00:00 | 111.81 | \$ 159.06 |
| 4119 | Sell | 12.04.2019 15:24:00 | 111.844 | 0.03 | 18.04.2019 17:00:00 | 111.81 | \$ -74.94 |
| 4118 | Sell | 12.04.2019 14:45:00 | 111.827 | 0.05 | 18.04.2019 17:00:00 | 111.81 | \$ -209.9 |
| 4117 | Sell | 12.04.2019 09:54:00 | 111.782 | 0.03 | 18.04.2019 17:00:00 | 111.81 | \$ -260.94 |
| 4116 | Sell | 12.04.2019 09:42:00 | 111.72 | 0.05 | 18.04.2019 17:00:00 | 111.81 | \$ -744.9 |
| 4115 | Sell | 12.04.2019 03:37:00 | 111.656 | 0.03 | 18.04.2019 17:00:00 | 111.81 | \$ -638.94 |
| 4114 | Sell | 12.04.2019 01:57:00 | 111.558 | 0.03 | 18.04.2019 17:00:00 | 111.81 | \$ -932.94 |
| 4113 | Sell | 11.04.2019 22:49:00 | 111.379 | 0.03 | 18.04.2019 17:00:00 | 111.81 | \$ -1499.43 |
| 4112 | Sell | 11.04.2019 21:09:00 | 111.236 | 0.03 | 18.04.2019 17:00:00 | 111.81 | \$ -1928.43 |
| 2774 | Buy | 18.04.2019 17:01:00 | 111.792 | 0.01 | 18.04.2019 17:07:00 | 111.813 | \$ 21.0 |
| 3194 | Buy | 18.04.2019 17:01:00 | 111.792 | 0.01 | 18.04.2019 17:07:00 | 111.813 | \$ 21.0 |
| 4133 | Buy | 18.04.2019 16:54:00 | 111.867 | 0.01 | 18.04.2019 17:34:00 | 111.893 | \$ 26.0 |
| 3193 | Sell | 13.04.2019 04:04:00 | 112.066 | 0.02 | 23.04.2019 09:59:00 | 111.776 | \$ 403.06 |
| 3192 | Sell | 13.04.2019 04:01:00 | 112.082 | 0.01 | 23.04.2019 09:59:00 | 111.776 | \$ 217.53 |
| 3191 | Sell | 12.04.2019 23:55:00 | 111.968 | 0.02 | 23.04.2019 09:59:00 | 111.776 | \$ 207.06 |
| 3190 | Sell | 12.04.2019 17:05:00 | 111.922 | 0.01 | 23.04.2019 09:59:00 | 111.776 | \$ 57.53 |
| 3189 | Sell | 12.04.2019 15:24:00 | 111.844 | 0.01 | 23.04.2019 09:59:00 | 111.776 | \$ -20.47 |
| 3188 | Sell | 12.04.2019 14:45:00 | 111.827 | 0.02 | 23.04.2019 09:59:00 | 111.776 | \$ -74.94 |
| 3187 | Sell | 12.04.2019 09:54:00 | 111.782 | 0.01 | 23.04.2019 09:59:00 | 111.776 | \$ -82.47 |
| 3186 | Sell | 12.04.2019 09:42:00 | 111.72 | 0.02 | 23.04.2019 09:59:00 | 111.776 | \$ -288.94 |
| 3185 | Sell | 12.04.2019 03:37:00 | 111.656 | 0.01 | 23.04.2019 09:59:00 | 111.776 | \$ -208.47 |
| 3184 | Sell | 12.04.2019 01:57:00 | 111.558 | 0.01 | 23.04.2019 09:59:00 | 111.776 | \$ -306.47 |
| 3183 | Sell | 11.04.2019 23:41:00 | 111.447 | 0.01 | 23.04.2019 09:59:00 | 111.776 | \$ -427.3 |
| 3182 | Sell | 11.04.2019 21:34:00 | 111.299 | 0.01 | 23.04.2019 09:59:00 | 111.776 | \$ -575.3 |
| 2775 | Buy | 23.04.2019 10:00:00 | 111.717 | 0.01 | 23.04.2019 10:03:00 | 111.738 | \$ 21.0 |
| 3195 | Buy | 23.04.2019 10:00:00 | 111.717 | 0.01 | 23.04.2019 10:03:00 | 111.738 | \$ 21.0 |
| 2773 | Sell | 13.04.2019 04:01:00 | 112.082 | 0.01 | 23.04.2019 10:10:00 | 111.697 | \$ 296.53 |
| 2772 | Sell | 12.04.2019 23:55:00 | 111.968 | 0.01 | 23.04.2019 10:10:00 | 111.697 | \$ 182.53 |
| 2771 | Sell | 12.04.2019 17:05:00 | 111.922 | 0.01 | 23.04.2019 10:10:00 | 111.697 | \$ 136.53 |
| 2770 | Sell | 12.04.2019 14:45:00 | 111.827 | 0.01 | 23.04.2019 10:10:00 | 111.697 | \$ 41.53 |
| 2769 | Sell | 12.04.2019 09:42:00 | 111.72 | 0.01 | 23.04.2019 10:10:00 | 111.697 | \$ -65.47 |
| 2768 | Sell | 12.04.2019 03:37:00 | 111.656 | 0.01 | 23.04.2019 10:10:00 | 111.697 | \$ -129.47 |
| 2767 | Sell | 12.04.2019 01:57:00 | 111.558 | 0.01 | 23.04.2019 10:10:00 | 111.697 | \$ -227.47 |
| 2766 | Sell | 11.04.2019 23:41:00 | 111.447 | 0.01 | 23.04.2019 10:10:00 | 111.697 | \$ -348.3 |
| 2765 | Sell | 11.04.2019 21:34:00 | 111.299 | 0.01 | 23.04.2019 10:10:00 | 111.697 | \$ -496.3 |
| 4134 | Buy | 23.04.2019 09:39:00 | 111.861 | 0.01 | 23.04.2019 14:26:00 | 111.887 | \$ 26.0 |
| 4135 | Sell | 23.04.2019 21:55:00 | 111.946 | 0.03 | 23.04.2019 22:56:00 | 111.92 | \$ 78.0 |
| 4136 | Buy | 24.04.2019 01:50:00 | 111.798 | 0.01 | 24.04.2019 03:37:00 | 111.824 | \$ 26.0 |
| 4137 | Sell | 24.04.2019 10:32:00 | 111.976 | 0.03 | 24.04.2019 10:38:00 | 111.949 | \$ 81.0 |
| 4138 | Buy | 24.04.2019 13:00:00 | 111.792 | 0.01 | 24.04.2019 13:23:00 | 111.819 | \$ 27.0 |
| 4139 | Buy | 24.04.2019 15:27:00 | 111.782 | 0.01 | 24.04.2019 15:44:00 | 111.807 | \$ 25.0 |
| 4140 | Buy | 24.04.2019 22:52:00 | 111.806 | 0.01 | 25.04.2019 00:43:00 | 111.835 | \$ 40.91 |
| 1545 | Sell | 25.04.2019 03:41:00 | 112.313 | 0.02 | 25.04.2019 03:44:00 | 112.291 | \$ 44.0 |
| 1551 | Sell | 25.04.2019 04:11:00 | 112.374 | 0.02 | 25.04.2019 04:32:00 | 112.319 | \$ 110.0 |
| 1550 | Sell | 25.04.2019 04:06:00 | 112.388 | 0.02 | 25.04.2019 04:32:00 | 112.319 | \$ 138.0 |
| 1549 | Sell | 25.04.2019 04:01:00 | 112.348 | 0.02 | 25.04.2019 04:32:00 | 112.319 | \$ 58.0 |

| | | | | | | | |
|------|------|---------------------|---------|------|---------------------|---------|------------|
| 1548 | Sell | 25.04.2019 03:56:00 | 112.318 | 0.02 | 25.04.2019 04:32:00 | 112.319 | \$ -2.0 |
| 1547 | Sell | 25.04.2019 03:51:00 | 112.312 | 0.02 | 25.04.2019 04:32:00 | 112.319 | \$ -14.0 |
| 1546 | Sell | 25.04.2019 03:46:00 | 112.312 | 0.02 | 25.04.2019 04:32:00 | 112.319 | \$ -14.0 |
| 2776 | Sell | 25.04.2019 03:23:00 | 112.104 | 0.01 | 25.04.2019 06:56:00 | 112.081 | \$ 23.0 |
| 3196 | Sell | 25.04.2019 03:23:00 | 112.104 | 0.01 | 25.04.2019 06:56:00 | 112.081 | \$ 23.0 |
| 2777 | Sell | 25.04.2019 08:05:00 | 112.168 | 0.01 | 25.04.2019 08:16:00 | 112.147 | \$ 21.0 |
| 3197 | Sell | 25.04.2019 08:05:00 | 112.168 | 0.02 | 25.04.2019 08:16:00 | 112.147 | \$ 42.0 |
| 3198 | Sell | 25.04.2019 09:16:00 | 112.225 | 0.01 | 25.04.2019 09:22:00 | 112.203 | \$ 22.0 |
| 4141 | Sell | 25.04.2019 03:04:00 | 112.003 | 0.03 | 25.04.2019 11:24:00 | 111.977 | \$ 78.0 |
| 4142 | Buy | 25.04.2019 14:23:00 | 111.936 | 0.01 | 25.04.2019 15:00:00 | 111.962 | \$ 26.0 |
| 2778 | Buy | 25.04.2019 16:11:00 | 111.803 | 0.01 | 25.04.2019 16:55:00 | 111.824 | \$ 21.0 |
| 3199 | Buy | 25.04.2019 16:11:00 | 111.803 | 0.01 | 25.04.2019 16:55:00 | 111.824 | \$ 21.0 |
| 4143 | Buy | 25.04.2019 16:03:00 | 111.862 | 0.01 | 25.04.2019 18:12:00 | 111.887 | \$ 25.0 |
| 2780 | Buy | 26.04.2019 08:45:00 | 111.527 | 0.01 | 26.04.2019 09:51:00 | 111.651 | \$ 124.0 |
| 2779 | Buy | 25.04.2019 22:36:00 | 111.73 | 0.01 | 26.04.2019 09:51:00 | 111.651 | \$ -75.03 |
| 3202 | Buy | 26.04.2019 08:45:00 | 111.541 | 0.02 | 26.04.2019 09:51:00 | 111.608 | \$ 134.0 |
| 3201 | Buy | 26.04.2019 08:45:00 | 111.527 | 0.01 | 26.04.2019 09:51:00 | 111.608 | \$ 81.0 |
| 3200 | Buy | 25.04.2019 22:36:00 | 111.73 | 0.01 | 26.04.2019 09:51:00 | 111.608 | \$ -118.03 |
| 4146 | Buy | 26.04.2019 08:45:00 | 111.541 | 0.03 | 26.04.2019 09:51:00 | 111.614 | \$ 219.0 |
| 4145 | Buy | 26.04.2019 08:45:00 | 111.527 | 0.01 | 26.04.2019 09:51:00 | 111.614 | \$ 87.0 |
| 4144 | Buy | 25.04.2019 22:12:00 | 111.794 | 0.01 | 26.04.2019 09:51:00 | 111.614 | \$ -176.03 |
| 4147 | Sell | 26.04.2019 21:19:00 | 111.818 | 0.03 | 26.04.2019 21:33:00 | 111.792 | \$ 78.0 |
| 4148 | Buy | 26.04.2019 22:53:00 | 111.55 | 0.01 | 26.04.2019 23:00:00 | 111.575 | \$ 25.0 |
| 4149 | Sell | 29.04.2019 16:12:00 | 111.718 | 0.03 | 29.04.2019 21:30:00 | 111.692 | \$ 78.0 |
| 2781 | Sell | 29.04.2019 22:00:00 | 111.836 | 0.01 | 29.04.2019 22:17:00 | 111.813 | \$ 23.0 |
| 3203 | Sell | 29.04.2019 22:00:00 | 111.836 | 0.01 | 29.04.2019 22:17:00 | 111.813 | \$ 23.0 |
| 4150 | Sell | 29.04.2019 21:47:00 | 111.798 | 0.03 | 30.04.2019 03:23:00 | 111.772 | \$ 48.51 |
| 3206 | Buy | 30.04.2019 22:45:00 | 111.315 | 0.02 | 30.04.2019 23:27:00 | 111.386 | \$ 142.0 |
| 3205 | Buy | 30.04.2019 18:41:00 | 111.345 | 0.01 | 30.04.2019 23:27:00 | 111.386 | \$ 41.0 |
| 3204 | Buy | 30.04.2019 15:11:00 | 111.484 | 0.01 | 30.04.2019 23:27:00 | 111.386 | \$ -98.0 |
| 2784 | Buy | 30.04.2019 22:45:00 | 111.315 | 0.01 | 30.04.2019 23:32:00 | 111.404 | \$ 89.0 |
| 2783 | Buy | 30.04.2019 18:41:00 | 111.345 | 0.01 | 30.04.2019 23:32:00 | 111.404 | \$ 59.0 |
| 2782 | Buy | 30.04.2019 15:11:00 | 111.484 | 0.01 | 30.04.2019 23:32:00 | 111.404 | \$ -80.0 |
| 4154 | Buy | 30.04.2019 22:45:00 | 111.315 | 0.03 | 30.04.2019 23:33:00 | 111.424 | \$ 327.0 |
| 4153 | Buy | 30.04.2019 18:41:00 | 111.345 | 0.01 | 30.04.2019 23:33:00 | 111.424 | \$ 79.0 |
| 4152 | Buy | 30.04.2019 15:11:00 | 111.484 | 0.01 | 30.04.2019 23:33:00 | 111.424 | \$ -60.0 |
| 4151 | Buy | 30.04.2019 10:04:00 | 111.616 | 0.01 | 30.04.2019 23:33:00 | 111.424 | \$ -192.0 |
| 4155 | Buy | 01.05.2019 18:23:00 | 111.336 | 0.01 | 01.05.2019 18:27:00 | 111.361 | \$ 25.0 |
| 2785 | Buy | 01.05.2019 23:02:00 | 111.173 | 0.01 | 01.05.2019 23:07:00 | 111.194 | \$ 21.0 |
| 3207 | Buy | 01.05.2019 23:02:00 | 111.173 | 0.01 | 01.05.2019 23:07:00 | 111.194 | \$ 21.0 |
| 4156 | Buy | 01.05.2019 23:01:00 | 111.204 | 0.01 | 01.05.2019 23:36:00 | 111.23 | \$ 26.0 |
| 2786 | Buy | 02.05.2019 03:08:00 | 111.129 | 0.01 | 02.05.2019 03:32:00 | 111.15 | \$ 21.0 |
| 3208 | Buy | 02.05.2019 03:08:00 | 111.129 | 0.01 | 02.05.2019 03:32:00 | 111.15 | \$ 21.0 |
| 4157 | Buy | 02.05.2019 03:08:00 | 111.129 | 0.01 | 02.05.2019 03:32:00 | 111.158 | \$ 29.0 |
| 4158 | Sell | 02.05.2019 04:00:00 | 111.6 | 0.03 | 02.05.2019 04:00:00 | 111.573 | \$ 81.0 |
| 2787 | Sell | 02.05.2019 10:34:00 | 111.559 | 0.01 | 02.05.2019 10:42:00 | 111.533 | \$ 26.0 |
| 3209 | Sell | 02.05.2019 10:34:00 | 111.559 | 0.01 | 02.05.2019 10:42:00 | 111.533 | \$ 26.0 |
| 4160 | Sell | 02.05.2019 10:34:00 | 111.559 | 0.03 | 02.05.2019 16:25:00 | 111.467 | \$ 276.0 |
| 4159 | Sell | 02.05.2019 08:11:00 | 111.434 | 0.03 | 02.05.2019 16:25:00 | 111.467 | \$ -99.0 |
| 4161 | Buy | 03.05.2019 00:46:00 | 111.416 | 0.01 | 03.05.2019 01:11:00 | 111.441 | \$ 25.0 |
| 4162 | Buy | 03.05.2019 09:14:00 | 111.44 | 0.01 | 03.05.2019 11:57:00 | 111.465 | \$ 25.0 |
| 4163 | Sell | 03.05.2019 21:31:00 | 111.604 | 0.03 | 03.05.2019 21:38:00 | 111.578 | \$ 78.0 |
| 2788 | Buy | 03.05.2019 23:16:00 | 111.251 | 0.01 | 03.05.2019 23:38:00 | 111.272 | \$ 21.0 |
| 3210 | Buy | 03.05.2019 23:16:00 | 111.251 | 0.01 | 03.05.2019 23:38:00 | 111.272 | \$ 21.0 |
| 1560 | Buy | 06.05.2019 10:12:00 | 110.36 | 0.02 | 06.05.2019 10:30:00 | 110.448 | \$ 176.0 |
| 1559 | Buy | 06.05.2019 10:07:00 | 110.364 | 0.02 | 06.05.2019 10:30:00 | 110.448 | \$ 168.0 |
| 1558 | Buy | 06.05.2019 10:02:00 | 110.357 | 0.02 | 06.05.2019 10:30:00 | 110.448 | \$ 182.0 |
| 1557 | Buy | 06.05.2019 09:57:00 | 110.337 | 0.02 | 06.05.2019 10:30:00 | 110.448 | \$ 222.0 |
| 1556 | Buy | 06.05.2019 09:52:00 | 110.437 | 0.02 | 06.05.2019 10:30:00 | 110.448 | \$ 22.0 |
| 1555 | Buy | 06.05.2019 09:47:00 | 110.458 | 0.02 | 06.05.2019 10:30:00 | 110.448 | \$ -20.0 |

| | | | | | | | |
|------|------|---------------------|---------|------|---------------------|---------|------------|
| 1554 | Buy | 06.05.2019 09:42:00 | 110.408 | 0.02 | 06.05.2019 10:30:00 | 110.448 | \$ 80.0 |
| 1553 | Buy | 06.05.2019 09:37:00 | 110.549 | 0.02 | 06.05.2019 10:30:00 | 110.448 | \$ -202.0 |
| 1552 | Buy | 06.05.2019 09:28:00 | 110.572 | 0.02 | 06.05.2019 10:30:00 | 110.448 | \$ -248.0 |
| 3214 | Buy | 06.05.2019 15:46:00 | 110.7 | 0.02 | 06.05.2019 16:20:00 | 110.835 | \$ 270.0 |
| 3213 | Buy | 06.05.2019 08:51:00 | 110.783 | 0.01 | 06.05.2019 16:20:00 | 110.835 | \$ 52.0 |
| 3212 | Buy | 06.05.2019 07:01:00 | 110.706 | 0.01 | 06.05.2019 16:20:00 | 110.835 | \$ 129.0 |
| 3211 | Buy | 04.05.2019 03:05:00 | 111.177 | 0.01 | 06.05.2019 16:20:00 | 110.835 | \$ -338.03 |
| 2792 | Buy | 06.05.2019 15:46:00 | 110.7 | 0.01 | 06.05.2019 21:02:00 | 110.865 | \$ 165.0 |
| 2791 | Buy | 06.05.2019 08:51:00 | 110.783 | 0.01 | 06.05.2019 21:02:00 | 110.865 | \$ 82.0 |
| 2790 | Buy | 06.05.2019 07:01:00 | 110.706 | 0.01 | 06.05.2019 21:02:00 | 110.865 | \$ 159.0 |
| 2789 | Buy | 04.05.2019 03:05:00 | 111.177 | 0.01 | 06.05.2019 21:02:00 | 110.865 | \$ -308.03 |
| 4169 | Sell | 06.05.2019 22:40:00 | 110.94 | 0.03 | 06.05.2019 22:42:00 | 110.914 | \$ 78.0 |
| 2793 | Buy | 07.05.2019 18:00:00 | 110.581 | 0.01 | 07.05.2019 18:18:00 | 110.603 | \$ 22.0 |
| 3215 | Buy | 07.05.2019 18:00:00 | 110.581 | 0.01 | 07.05.2019 18:18:00 | 110.603 | \$ 22.0 |
| 2794 | Buy | 07.05.2019 22:50:00 | 110.472 | 0.01 | 07.05.2019 22:58:00 | 110.494 | \$ 22.0 |
| 3216 | Buy | 07.05.2019 22:50:00 | 110.472 | 0.01 | 07.05.2019 22:58:00 | 110.494 | \$ 22.0 |
| 2795 | Buy | 08.05.2019 00:53:00 | 110.361 | 0.01 | 08.05.2019 01:26:00 | 110.382 | \$ 21.0 |
| 3217 | Buy | 08.05.2019 00:53:00 | 110.361 | 0.01 | 08.05.2019 01:26:00 | 110.382 | \$ 21.0 |
| 2796 | Buy | 08.05.2019 02:33:00 | 110.231 | 0.01 | 08.05.2019 03:08:00 | 110.251 | \$ 20.0 |
| 3218 | Buy | 08.05.2019 02:33:00 | 110.231 | 0.01 | 08.05.2019 03:08:00 | 110.251 | \$ 20.0 |
| 2797 | Buy | 08.05.2019 04:40:00 | 110.201 | 0.01 | 08.05.2019 04:44:00 | 110.222 | \$ 21.0 |
| 3219 | Buy | 08.05.2019 04:40:00 | 110.201 | 0.01 | 08.05.2019 04:44:00 | 110.222 | \$ 21.0 |
| 3220 | Buy | 08.05.2019 06:07:00 | 110.227 | 0.02 | 08.05.2019 06:40:00 | 110.248 | \$ 42.0 |
| 2798 | Buy | 08.05.2019 09:13:00 | 110.191 | 0.01 | 08.05.2019 09:17:00 | 110.212 | \$ 21.0 |
| 3221 | Buy | 08.05.2019 09:13:00 | 110.191 | 0.02 | 08.05.2019 09:17:00 | 110.212 | \$ 42.0 |
| 3222 | Buy | 08.05.2019 09:57:00 | 110.138 | 0.01 | 08.05.2019 10:04:00 | 110.16 | \$ 22.0 |
| 3223 | Buy | 08.05.2019 12:36:00 | 109.989 | 0.01 | 08.05.2019 14:52:00 | 110.012 | \$ 23.0 |
| 2800 | Buy | 08.05.2019 12:36:00 | 109.989 | 0.01 | 08.05.2019 15:00:00 | 110.072 | \$ 83.0 |
| 2799 | Buy | 08.05.2019 10:54:00 | 110.114 | 0.01 | 08.05.2019 15:00:00 | 110.072 | \$ -42.0 |
| 3225 | Buy | 08.05.2019 19:02:00 | 109.987 | 0.01 | 08.05.2019 19:21:00 | 110.024 | \$ 37.0 |
| 3224 | Buy | 08.05.2019 18:55:00 | 110.011 | 0.02 | 08.05.2019 19:21:00 | 110.024 | \$ 26.0 |
| 2801 | Buy | 08.05.2019 18:55:00 | 110.011 | 0.01 | 08.05.2019 19:28:00 | 110.031 | \$ 20.0 |
| 4184 | Sell | 09.05.2019 02:06:00 | 110.215 | 0.03 | 09.05.2019 02:11:00 | 110.189 | \$ 78.0 |
| 2802 | Buy | 09.05.2019 09:31:00 | 109.858 | 0.01 | 09.05.2019 09:31:00 | 109.879 | \$ 21.0 |
| 3226 | Buy | 09.05.2019 09:31:00 | 109.858 | 0.01 | 09.05.2019 09:31:00 | 109.879 | \$ 21.0 |
| 2803 | Buy | 09.05.2019 11:18:00 | 109.909 | 0.01 | 09.05.2019 11:33:00 | 109.93 | \$ 21.0 |
| 3227 | Buy | 09.05.2019 11:18:00 | 109.909 | 0.01 | 09.05.2019 11:33:00 | 109.93 | \$ 21.0 |
| 2804 | Buy | 09.05.2019 16:02:00 | 109.818 | 0.01 | 09.05.2019 19:35:00 | 109.839 | \$ 21.0 |
| 3228 | Buy | 09.05.2019 16:02:00 | 109.818 | 0.01 | 09.05.2019 19:35:00 | 109.839 | \$ 21.0 |
| 2805 | Buy | 09.05.2019 21:50:00 | 109.767 | 0.01 | 09.05.2019 22:13:00 | 109.79 | \$ 23.0 |
| 3229 | Buy | 09.05.2019 21:50:00 | 109.767 | 0.02 | 09.05.2019 22:13:00 | 109.79 | \$ 46.0 |
| 2806 | Buy | 09.05.2019 23:59:00 | 109.569 | 0.01 | 10.05.2019 00:14:00 | 109.591 | \$ 25.97 |
| 3231 | Buy | 10.05.2019 00:29:00 | 109.54 | 0.01 | 10.05.2019 01:25:00 | 109.659 | \$ 119.0 |
| 3230 | Buy | 09.05.2019 22:47:00 | 109.734 | 0.01 | 10.05.2019 01:25:00 | 109.659 | \$ -71.03 |
| 4191 | Sell | 10.05.2019 09:01:00 | 109.859 | 0.03 | 10.05.2019 09:28:00 | 109.828 | \$ 93.0 |
| 2807 | Sell | 10.05.2019 10:54:00 | 110.019 | 0.01 | 10.05.2019 11:03:00 | 109.998 | \$ 21.0 |
| 3232 | Sell | 10.05.2019 10:54:00 | 110.019 | 0.01 | 10.05.2019 11:03:00 | 109.998 | \$ 21.0 |
| 4192 | Sell | 10.05.2019 10:41:00 | 109.935 | 0.03 | 10.05.2019 11:56:00 | 109.909 | \$ 78.0 |
| 2808 | Buy | 10.05.2019 23:39:00 | 109.562 | 0.01 | 10.05.2019 23:55:00 | 109.584 | \$ 22.0 |
| 3233 | Buy | 10.05.2019 23:39:00 | 109.562 | 0.01 | 10.05.2019 23:55:00 | 109.584 | \$ 22.0 |
| 2809 | Sell | 11.05.2019 04:16:00 | 110.005 | 0.01 | 11.05.2019 04:33:00 | 109.981 | \$ 24.0 |
| 3234 | Sell | 11.05.2019 04:16:00 | 110.005 | 0.01 | 11.05.2019 04:33:00 | 109.981 | \$ 24.0 |
| 4196 | Sell | 11.05.2019 03:51:00 | 109.932 | 0.03 | 11.05.2019 04:43:00 | 109.906 | \$ 78.0 |
| 2812 | Buy | 14.05.2019 00:50:00 | 109.122 | 0.01 | 14.05.2019 02:38:00 | 109.265 | \$ 143.0 |
| 2811 | Buy | 13.05.2019 22:54:00 | 109.079 | 0.01 | 14.05.2019 02:38:00 | 109.265 | \$ 189.97 |
| 2810 | Buy | 13.05.2019 21:14:00 | 109.531 | 0.01 | 14.05.2019 02:38:00 | 109.265 | \$ -262.03 |
| 3237 | Buy | 14.05.2019 00:50:00 | 109.122 | 0.01 | 14.05.2019 02:38:00 | 109.265 | \$ 143.0 |
| 3236 | Buy | 13.05.2019 22:54:00 | 109.079 | 0.01 | 14.05.2019 02:38:00 | 109.265 | \$ 189.97 |
| 3235 | Buy | 13.05.2019 21:14:00 | 109.531 | 0.01 | 14.05.2019 02:38:00 | 109.265 | \$ -262.03 |
| 2813 | Buy | 14.05.2019 06:10:00 | 109.258 | 0.01 | 14.05.2019 06:30:00 | 109.278 | \$ 20.0 |

| | | | | | | | |
|------|------|---------------------|---------|------|---------------------|---------|------------|
| 3238 | Buy | 14.05.2019 06:10:00 | 109.258 | 0.02 | 14.05.2019 06:30:00 | 109.278 | \$ 40.0 |
| 2814 | Buy | 14.05.2019 08:36:00 | 109.202 | 0.01 | 14.05.2019 09:14:00 | 109.224 | \$ 22.0 |
| 3240 | Buy | 14.05.2019 08:39:00 | 109.191 | 0.01 | 14.05.2019 09:14:00 | 109.221 | \$ 30.0 |
| 3239 | Buy | 14.05.2019 08:36:00 | 109.202 | 0.02 | 14.05.2019 09:14:00 | 109.221 | \$ 38.0 |
| 4205 | Sell | 14.05.2019 10:40:00 | 109.553 | 0.03 | 14.05.2019 10:48:00 | 109.527 | \$ 78.0 |
| 2815 | Sell | 14.05.2019 13:46:00 | 109.684 | 0.01 | 14.05.2019 14:02:00 | 109.663 | \$ 21.0 |
| 3241 | Sell | 14.05.2019 13:46:00 | 109.684 | 0.01 | 14.05.2019 14:02:00 | 109.663 | \$ 21.0 |
| 4206 | Sell | 14.05.2019 13:46:00 | 109.684 | 0.03 | 14.05.2019 14:04:00 | 109.656 | \$ 84.0 |
| 2816 | Sell | 14.05.2019 16:02:00 | 109.663 | 0.01 | 14.05.2019 17:08:00 | 109.642 | \$ 21.0 |
| 3242 | Sell | 14.05.2019 16:02:00 | 109.663 | 0.01 | 14.05.2019 17:08:00 | 109.642 | \$ 21.0 |
| 4207 | Sell | 14.05.2019 16:02:00 | 109.663 | 0.03 | 14.05.2019 17:30:00 | 109.637 | \$ 78.0 |
| 2817 | Sell | 14.05.2019 20:18:00 | 109.753 | 0.01 | 14.05.2019 20:22:00 | 109.731 | \$ 22.0 |
| 3244 | Sell | 14.05.2019 20:18:00 | 109.745 | 0.02 | 14.05.2019 20:22:00 | 109.725 | \$ 40.0 |
| 3243 | Sell | 14.05.2019 20:18:00 | 109.753 | 0.01 | 14.05.2019 20:22:00 | 109.725 | \$ 28.0 |
| 4209 | Sell | 14.05.2019 20:18:00 | 109.745 | 0.05 | 14.05.2019 20:22:00 | 109.722 | \$ 115.0 |
| 4208 | Sell | 14.05.2019 20:18:00 | 109.753 | 0.03 | 14.05.2019 20:22:00 | 109.722 | \$ 93.0 |
| 4210 | Sell | 15.05.2019 00:38:00 | 109.701 | 0.03 | 15.05.2019 00:50:00 | 109.671 | \$ 90.0 |
| 4211 | Sell | 15.05.2019 04:10:00 | 109.701 | 0.03 | 15.05.2019 04:33:00 | 109.674 | \$ 81.0 |
| 4213 | Sell | 15.05.2019 10:51:00 | 109.674 | 0.05 | 15.05.2019 11:00:00 | 109.65 | \$ 120.0 |
| 4212 | Sell | 15.05.2019 10:51:00 | 109.684 | 0.03 | 15.05.2019 11:00:00 | 109.65 | \$ 102.0 |
| 2818 | Buy | 15.05.2019 18:00:00 | 109.425 | 0.01 | 15.05.2019 18:12:00 | 109.446 | \$ 21.0 |
| 3245 | Buy | 15.05.2019 18:00:00 | 109.425 | 0.01 | 15.05.2019 18:12:00 | 109.446 | \$ 21.0 |
| 2819 | Buy | 15.05.2019 20:55:00 | 109.313 | 0.01 | 15.05.2019 21:00:00 | 109.334 | \$ 21.0 |
| 3246 | Buy | 15.05.2019 20:55:00 | 109.313 | 0.01 | 15.05.2019 21:00:00 | 109.334 | \$ 21.0 |
| 4219 | Sell | 16.05.2019 19:10:00 | 109.645 | 0.03 | 16.05.2019 20:42:00 | 109.618 | \$ 81.0 |
| 2820 | Sell | 16.05.2019 21:32:00 | 109.746 | 0.01 | 16.05.2019 22:25:00 | 109.725 | \$ 21.0 |
| 3247 | Sell | 16.05.2019 21:32:00 | 109.746 | 0.01 | 16.05.2019 22:25:00 | 109.725 | \$ 21.0 |
| 4220 | Sell | 16.05.2019 21:32:00 | 109.746 | 0.03 | 16.05.2019 22:27:00 | 109.718 | \$ 84.0 |
| 2821 | Sell | 16.05.2019 23:44:00 | 109.92 | 0.01 | 17.05.2019 00:11:00 | 109.899 | \$ 11.17 |
| 3248 | Sell | 16.05.2019 23:44:00 | 109.92 | 0.01 | 17.05.2019 00:11:00 | 109.899 | \$ 11.17 |
| 4221 | Sell | 16.05.2019 23:44:00 | 109.92 | 0.03 | 17.05.2019 00:12:00 | 109.895 | \$ 45.51 |
| 4218 | Buy | 16.05.2019 16:28:00 | 109.417 | 0.01 | 17.05.2019 10:02:00 | 110.033 | \$ 619.97 |
| 4217 | Buy | 16.05.2019 10:09:00 | 109.396 | 0.01 | 17.05.2019 10:02:00 | 110.033 | \$ 640.97 |
| 4216 | Buy | 15.05.2019 21:09:00 | 109.298 | 0.01 | 17.05.2019 10:02:00 | 110.033 | \$ 750.88 |
| 4215 | Buy | 15.05.2019 19:26:00 | 109.313 | 0.01 | 17.05.2019 10:02:00 | 110.033 | \$ 735.88 |
| 4214 | Buy | 15.05.2019 17:46:00 | 109.462 | 0.01 | 17.05.2019 10:02:00 | 110.033 | \$ 586.88 |
| 4204 | Buy | 14.05.2019 08:42:00 | 109.2 | 0.03 | 17.05.2019 10:02:00 | 110.033 | \$ 2558.55 |
| 4203 | Buy | 14.05.2019 08:39:00 | 109.191 | 0.01 | 17.05.2019 10:02:00 | 110.033 | \$ 861.85 |
| 4202 | Buy | 14.05.2019 07:02:00 | 109.225 | 0.03 | 17.05.2019 10:02:00 | 110.033 | \$ 2483.55 |
| 4201 | Buy | 14.05.2019 00:50:00 | 109.122 | 0.01 | 17.05.2019 10:02:00 | 110.033 | \$ 930.85 |
| 4200 | Buy | 13.05.2019 22:53:00 | 109.098 | 0.01 | 17.05.2019 10:02:00 | 110.033 | \$ 958.82 |
| 4199 | Buy | 13.05.2019 20:55:00 | 109.632 | 0.01 | 17.05.2019 10:02:00 | 110.033 | \$ 424.82 |
| 4198 | Buy | 13.05.2019 16:12:00 | 109.707 | 0.01 | 17.05.2019 10:02:00 | 110.033 | \$ 349.82 |
| 4197 | Buy | 13.05.2019 09:03:00 | 109.638 | 0.01 | 17.05.2019 10:02:00 | 110.033 | \$ 418.82 |
| 4195 | Buy | 10.05.2019 23:36:00 | 109.586 | 0.01 | 17.05.2019 10:02:00 | 110.033 | \$ 474.79 |
| 4194 | Buy | 10.05.2019 21:31:00 | 109.671 | 0.01 | 17.05.2019 10:02:00 | 110.033 | \$ 389.79 |
| 4193 | Buy | 10.05.2019 14:03:00 | 109.675 | 0.01 | 17.05.2019 10:02:00 | 110.033 | \$ 385.79 |
| 4190 | Buy | 10.05.2019 00:29:00 | 109.54 | 0.01 | 17.05.2019 10:02:00 | 110.033 | \$ 520.79 |
| 4189 | Buy | 09.05.2019 22:48:00 | 109.724 | 0.01 | 17.05.2019 10:02:00 | 110.033 | \$ 340.76 |
| 4188 | Buy | 09.05.2019 16:02:00 | 109.818 | 0.01 | 17.05.2019 10:02:00 | 110.033 | \$ 246.76 |
| 4187 | Buy | 09.05.2019 11:18:00 | 109.936 | 0.01 | 17.05.2019 10:02:00 | 110.033 | \$ 128.76 |
| 4186 | Buy | 09.05.2019 09:16:00 | 110.017 | 0.01 | 17.05.2019 10:02:00 | 110.033 | \$ 47.76 |
| 4185 | Buy | 09.05.2019 07:01:00 | 110.035 | 0.01 | 17.05.2019 10:02:00 | 110.033 | \$ 29.76 |
| 4183 | Buy | 08.05.2019 19:02:00 | 109.987 | 0.01 | 17.05.2019 10:02:00 | 110.033 | \$ 89.67 |
| 4182 | Buy | 08.05.2019 11:37:00 | 110.026 | 0.01 | 17.05.2019 10:02:00 | 110.033 | \$ 50.67 |
| 4181 | Buy | 08.05.2019 09:57:00 | 110.138 | 0.01 | 17.05.2019 10:02:00 | 110.033 | \$ -61.33 |
| 4180 | Buy | 08.05.2019 09:13:00 | 110.19 | 0.03 | 17.05.2019 10:02:00 | 110.033 | \$ -339.99 |
| 4179 | Buy | 08.05.2019 06:07:00 | 110.227 | 0.03 | 17.05.2019 10:02:00 | 110.033 | \$ -450.99 |
| 4178 | Buy | 08.05.2019 04:40:00 | 110.201 | 0.01 | 17.05.2019 10:02:00 | 110.033 | \$ -124.33 |
| 4177 | Buy | 08.05.2019 02:33:00 | 110.231 | 0.01 | 17.05.2019 10:02:00 | 110.033 | \$ -154.33 |

| | | | | | | | |
|------|------|---------------------|---------|------|---------------------|---------|-------------|
| 4176 | Buy | 08.05.2019 00:53:00 | 110.361 | 0.01 | 17.05.2019 10:02:00 | 110.033 | \$ -284.33 |
| 4175 | Buy | 07.05.2019 22:42:00 | 110.528 | 0.01 | 17.05.2019 10:02:00 | 110.033 | \$ -447.36 |
| 4174 | Buy | 07.05.2019 22:10:00 | 110.591 | 0.03 | 17.05.2019 10:02:00 | 110.033 | \$ -1531.08 |
| 4173 | Buy | 07.05.2019 17:52:00 | 110.593 | 0.01 | 17.05.2019 10:02:00 | 110.033 | \$ -512.36 |
| 4172 | Buy | 07.05.2019 16:24:00 | 110.634 | 0.03 | 17.05.2019 10:02:00 | 110.033 | \$ -1660.08 |
| 4171 | Buy | 07.05.2019 12:36:00 | 110.651 | 0.01 | 17.05.2019 10:02:00 | 110.033 | \$ -570.36 |
| 4170 | Buy | 07.05.2019 06:00:00 | 110.761 | 0.01 | 17.05.2019 10:02:00 | 110.033 | \$ -680.36 |
| 4168 | Buy | 06.05.2019 08:51:00 | 110.783 | 0.01 | 17.05.2019 10:02:00 | 110.033 | \$ -698.39 |
| 4167 | Buy | 06.05.2019 07:01:00 | 110.706 | 0.01 | 17.05.2019 10:02:00 | 110.033 | \$ -621.39 |
| 4166 | Buy | 04.05.2019 03:05:00 | 111.177 | 0.01 | 17.05.2019 10:02:00 | 110.033 | \$ -1088.42 |
| 4165 | Buy | 04.05.2019 00:05:00 | 111.207 | 0.01 | 17.05.2019 10:02:00 | 110.033 | \$ -1118.42 |
| 4164 | Buy | 03.05.2019 22:00:00 | 111.45 | 0.01 | 17.05.2019 10:02:00 | 110.033 | \$ -1361.42 |
| 3249 | Sell | 17.05.2019 09:30:00 | 109.931 | 0.01 | 17.05.2019 11:38:00 | 109.908 | \$ 23.0 |
| 2822 | Sell | 17.05.2019 09:30:00 | 109.916 | 0.01 | 17.05.2019 11:39:00 | 109.895 | \$ 21.0 |
| 4223 | Sell | 17.05.2019 09:30:00 | 109.931 | 0.03 | 17.05.2019 11:39:00 | 109.893 | \$ 114.0 |
| 4222 | Sell | 17.05.2019 09:30:00 | 109.913 | 0.05 | 17.05.2019 11:39:00 | 109.893 | \$ 100.0 |
| 4224 | Buy | 17.05.2019 13:01:00 | 109.713 | 0.01 | 17.05.2019 13:09:00 | 109.738 | \$ 25.0 |
| 2823 | Buy | 17.05.2019 15:24:00 | 109.589 | 0.01 | 17.05.2019 15:32:00 | 109.61 | \$ 21.0 |
| 3250 | Buy | 17.05.2019 15:24:00 | 109.589 | 0.01 | 17.05.2019 15:32:00 | 109.61 | \$ 21.0 |
| 4225 | Buy | 17.05.2019 14:43:00 | 109.627 | 0.01 | 17.05.2019 15:34:00 | 109.652 | \$ 25.0 |
| 4226 | Buy | 17.05.2019 17:31:00 | 109.653 | 0.01 | 17.05.2019 18:41:00 | 109.679 | \$ 26.0 |
| 2824 | Buy | 17.05.2019 21:03:00 | 109.548 | 0.01 | 17.05.2019 21:27:00 | 109.57 | \$ 22.0 |
| 3251 | Buy | 17.05.2019 21:03:00 | 109.548 | 0.01 | 17.05.2019 21:27:00 | 109.57 | \$ 22.0 |
| 4227 | Buy | 17.05.2019 21:03:00 | 109.548 | 0.01 | 17.05.2019 21:27:00 | 109.576 | \$ 28.0 |
| 2825 | Sell | 18.05.2019 00:00:00 | 109.988 | 0.01 | 18.05.2019 00:01:00 | 109.967 | \$ 21.0 |
| 3252 | Sell | 18.05.2019 00:00:00 | 109.988 | 0.01 | 18.05.2019 00:01:00 | 109.967 | \$ 21.0 |
| 4228 | Sell | 17.05.2019 23:47:00 | 109.913 | 0.03 | 18.05.2019 01:05:00 | 109.886 | \$ 81.0 |
| 1561 | Sell | 18.05.2019 02:16:00 | 110.177 | 0.02 | 18.05.2019 02:16:00 | 110.156 | \$ 42.0 |
| 2827 | Sell | 18.05.2019 04:00:00 | 110.11 | 0.01 | 18.05.2019 04:04:00 | 110.03 | \$ 80.0 |
| 2826 | Sell | 18.05.2019 02:15:00 | 109.993 | 0.01 | 18.05.2019 04:04:00 | 110.03 | \$ -37.0 |
| 3254 | Sell | 18.05.2019 04:00:00 | 110.11 | 0.01 | 18.05.2019 04:04:00 | 110.03 | \$ 80.0 |
| 3253 | Sell | 18.05.2019 02:15:00 | 109.993 | 0.01 | 18.05.2019 04:04:00 | 110.03 | \$ -37.0 |
| 4230 | Sell | 18.05.2019 04:00:00 | 110.11 | 0.03 | 18.05.2019 04:04:00 | 110.026 | \$ 252.0 |
| 4229 | Sell | 18.05.2019 02:15:00 | 109.993 | 0.03 | 18.05.2019 04:04:00 | 110.026 | \$ -99.0 |
| 2829 | Sell | 20.05.2019 10:00:00 | 110.223 | 0.01 | 20.05.2019 15:17:00 | 110.14 | \$ 83.0 |
| 2828 | Sell | 20.05.2019 08:14:00 | 110.1 | 0.01 | 20.05.2019 15:17:00 | 110.14 | \$ -40.0 |
| 3257 | Sell | 20.05.2019 10:00:00 | 110.223 | 0.01 | 20.05.2019 16:25:00 | 110.116 | \$ 107.0 |
| 3256 | Sell | 20.05.2019 08:18:00 | 110.126 | 0.01 | 20.05.2019 16:25:00 | 110.116 | \$ 10.0 |
| 3255 | Sell | 20.05.2019 08:14:00 | 110.1 | 0.02 | 20.05.2019 16:25:00 | 110.116 | \$ -32.0 |
| 4233 | Sell | 20.05.2019 10:00:00 | 110.223 | 0.03 | 20.05.2019 16:26:00 | 110.115 | \$ 324.0 |
| 4232 | Sell | 20.05.2019 08:18:00 | 110.126 | 0.03 | 20.05.2019 16:26:00 | 110.115 | \$ 33.0 |
| 4231 | Sell | 20.05.2019 08:14:00 | 110.1 | 0.05 | 20.05.2019 16:26:00 | 110.115 | \$ -75.0 |
| 2830 | Buy | 20.05.2019 21:02:00 | 109.865 | 0.01 | 20.05.2019 21:23:00 | 109.885 | \$ 20.0 |
| 3258 | Buy | 20.05.2019 21:02:00 | 109.865 | 0.01 | 20.05.2019 21:23:00 | 109.885 | \$ 20.0 |
| 4235 | Buy | 20.05.2019 20:51:00 | 109.886 | 0.01 | 20.05.2019 23:23:00 | 109.972 | \$ 86.0 |
| 4234 | Buy | 20.05.2019 19:11:00 | 110.002 | 0.01 | 20.05.2019 23:23:00 | 109.972 | \$ -30.0 |
| 2831 | Sell | 21.05.2019 12:10:00 | 110.233 | 0.01 | 21.05.2019 12:18:00 | 110.213 | \$ 20.0 |
| 3259 | Sell | 21.05.2019 12:10:00 | 110.233 | 0.01 | 21.05.2019 12:18:00 | 110.213 | \$ 20.0 |
| 4237 | Sell | 21.05.2019 12:10:00 | 110.233 | 0.03 | 21.05.2019 14:21:00 | 110.158 | \$ 225.0 |
| 4236 | Sell | 21.05.2019 09:31:00 | 110.136 | 0.03 | 21.05.2019 14:21:00 | 110.158 | \$ -66.0 |
| 4238 | Sell | 21.05.2019 15:43:00 | 110.231 | 0.05 | 21.05.2019 16:05:00 | 110.201 | \$ 150.0 |
| 2834 | Sell | 22.05.2019 00:21:00 | 110.615 | 0.01 | 22.05.2019 05:43:00 | 110.486 | \$ 129.0 |
| 2833 | Sell | 21.05.2019 22:30:00 | 110.565 | 0.01 | 22.05.2019 05:43:00 | 110.486 | \$ 69.17 |
| 2832 | Sell | 21.05.2019 20:22:00 | 110.34 | 0.01 | 22.05.2019 05:43:00 | 110.486 | \$ -155.83 |
| 3262 | Sell | 22.05.2019 00:21:00 | 110.615 | 0.01 | 22.05.2019 05:43:00 | 110.486 | \$ 129.0 |
| 3261 | Sell | 21.05.2019 22:30:00 | 110.565 | 0.01 | 22.05.2019 05:43:00 | 110.486 | \$ 69.17 |
| 3260 | Sell | 21.05.2019 20:22:00 | 110.34 | 0.01 | 22.05.2019 05:43:00 | 110.486 | \$ -155.83 |
| 4242 | Sell | 22.05.2019 10:51:00 | 110.588 | 0.05 | 22.05.2019 13:34:00 | 110.453 | \$ 675.0 |
| 4241 | Sell | 22.05.2019 00:21:00 | 110.615 | 0.03 | 22.05.2019 13:34:00 | 110.453 | \$ 486.0 |
| 4240 | Sell | 21.05.2019 20:59:00 | 110.417 | 0.03 | 22.05.2019 13:34:00 | 110.453 | \$ -137.49 |

| | | | | | | | |
|------|------|---------------------|---------|------|---------------------|---------|------------|
| 4239 | Sell | 21.05.2019 19:02:00 | 110.221 | 0.03 | 22.05.2019 13:34:00 | 110.453 | \$ -725.49 |
| 4243 | Buy | 22.05.2019 16:00:00 | 110.427 | 0.01 | 22.05.2019 17:23:00 | 110.453 | \$ 26.0 |
| 4244 | Buy | 22.05.2019 21:10:00 | 110.359 | 0.01 | 22.05.2019 22:04:00 | 110.385 | \$ 26.0 |
| 4245 | Buy | 22.05.2019 23:41:00 | 110.311 | 0.01 | 22.05.2019 23:59:00 | 110.337 | \$ 26.0 |
| 2835 | Buy | 23.05.2019 01:03:00 | 110.265 | 0.01 | 23.05.2019 01:11:00 | 110.286 | \$ 21.0 |
| 3263 | Buy | 23.05.2019 01:03:00 | 110.265 | 0.01 | 23.05.2019 01:11:00 | 110.286 | \$ 21.0 |
| 4246 | Buy | 23.05.2019 09:50:00 | 110.199 | 0.01 | 23.05.2019 09:56:00 | 110.224 | \$ 25.0 |
| 2836 | Buy | 23.05.2019 10:09:00 | 110.165 | 0.01 | 23.05.2019 10:19:00 | 110.186 | \$ 21.0 |
| 3264 | Buy | 23.05.2019 10:09:00 | 110.165 | 0.01 | 23.05.2019 10:19:00 | 110.186 | \$ 21.0 |
| 4247 | Buy | 23.05.2019 16:13:00 | 110.204 | 0.01 | 23.05.2019 16:15:00 | 110.231 | \$ 27.0 |
| 2837 | Buy | 23.05.2019 19:03:00 | 110.043 | 0.01 | 23.05.2019 19:31:00 | 110.064 | \$ 21.0 |
| 3265 | Buy | 23.05.2019 19:03:00 | 110.043 | 0.01 | 23.05.2019 19:31:00 | 110.064 | \$ 21.0 |
| 4248 | Buy | 23.05.2019 18:24:00 | 110.114 | 0.01 | 23.05.2019 20:29:00 | 110.14 | \$ 26.0 |
| 2838 | Buy | 23.05.2019 21:10:00 | 110.061 | 0.01 | 23.05.2019 22:22:00 | 110.084 | \$ 23.0 |
| 3266 | Buy | 23.05.2019 21:10:00 | 110.061 | 0.01 | 23.05.2019 22:22:00 | 110.084 | \$ 23.0 |
| 4249 | Buy | 23.05.2019 21:10:00 | 110.061 | 0.01 | 23.05.2019 22:24:00 | 110.088 | \$ 27.0 |
| 3270 | Buy | 24.05.2019 07:50:00 | 109.557 | 0.02 | 24.05.2019 09:42:00 | 109.672 | \$ 230.0 |
| 3269 | Buy | 24.05.2019 02:17:00 | 109.53 | 0.01 | 24.05.2019 09:42:00 | 109.672 | \$ 142.0 |
| 3268 | Buy | 24.05.2019 00:30:00 | 109.687 | 0.01 | 24.05.2019 09:42:00 | 109.672 | \$ -15.0 |
| 3267 | Buy | 23.05.2019 22:50:00 | 109.921 | 0.01 | 24.05.2019 09:42:00 | 109.672 | \$ -245.03 |
| 2842 | Buy | 24.05.2019 07:50:00 | 109.557 | 0.01 | 24.05.2019 09:44:00 | 109.695 | \$ 138.0 |
| 2841 | Buy | 24.05.2019 02:17:00 | 109.53 | 0.01 | 24.05.2019 09:44:00 | 109.695 | \$ 165.0 |
| 2840 | Buy | 24.05.2019 00:30:00 | 109.687 | 0.01 | 24.05.2019 09:44:00 | 109.695 | \$ 8.0 |
| 2839 | Buy | 23.05.2019 22:50:00 | 109.921 | 0.01 | 24.05.2019 09:44:00 | 109.695 | \$ -222.03 |
| 4252 | Buy | 24.05.2019 02:17:00 | 109.53 | 0.01 | 24.05.2019 10:38:00 | 109.738 | \$ 208.0 |
| 4251 | Buy | 24.05.2019 00:30:00 | 109.687 | 0.01 | 24.05.2019 10:38:00 | 109.738 | \$ 51.0 |
| 4250 | Buy | 23.05.2019 22:50:00 | 109.921 | 0.01 | 24.05.2019 10:38:00 | 109.738 | \$ -179.03 |
| 4253 | Buy | 24.05.2019 12:28:00 | 109.535 | 0.03 | 24.05.2019 12:39:00 | 109.56 | \$ 75.0 |
| 4255 | Buy | 24.05.2019 15:26:00 | 109.537 | 0.01 | 24.05.2019 16:04:00 | 109.58 | \$ 43.0 |
| 4254 | Buy | 24.05.2019 15:15:00 | 109.56 | 0.03 | 24.05.2019 16:04:00 | 109.58 | \$ 60.0 |
| 2844 | Buy | 24.05.2019 15:36:00 | 109.502 | 0.01 | 24.05.2019 17:04:00 | 109.584 | \$ 82.0 |
| 2843 | Buy | 24.05.2019 11:32:00 | 109.624 | 0.01 | 24.05.2019 17:04:00 | 109.584 | \$ -40.0 |
| 3272 | Buy | 24.05.2019 15:36:00 | 109.502 | 0.01 | 24.05.2019 18:10:00 | 109.604 | \$ 102.0 |
| 3271 | Buy | 24.05.2019 11:32:00 | 109.624 | 0.02 | 24.05.2019 18:10:00 | 109.604 | \$ -40.0 |
| 2845 | Buy | 24.05.2019 23:58:00 | 109.353 | 0.01 | 25.05.2019 00:03:00 | 109.373 | \$ 20.0 |
| 3273 | Buy | 24.05.2019 23:58:00 | 109.353 | 0.01 | 25.05.2019 00:03:00 | 109.373 | \$ 20.0 |
| 4256 | Buy | 24.05.2019 23:31:00 | 109.528 | 0.01 | 27.05.2019 15:12:00 | 109.556 | \$ 31.97 |
| 4257 | Sell | 27.05.2019 15:12:00 | 109.534 | 0.03 | 27.05.2019 17:47:00 | 109.508 | \$ 78.0 |
| 4258 | Sell | 28.05.2019 09:28:00 | 109.598 | 0.03 | 28.05.2019 10:06:00 | 109.572 | \$ 78.0 |
| 2846 | Buy | 28.05.2019 17:41:00 | 109.232 | 0.01 | 28.05.2019 17:45:00 | 109.253 | \$ 21.0 |
| 3274 | Buy | 28.05.2019 17:41:00 | 109.232 | 0.01 | 28.05.2019 17:45:00 | 109.253 | \$ 21.0 |
| 4259 | Buy | 28.05.2019 16:11:00 | 109.44 | 0.01 | 28.05.2019 21:19:00 | 109.465 | \$ 25.0 |
| 4260 | Sell | 28.05.2019 23:04:00 | 109.576 | 0.03 | 28.05.2019 23:18:00 | 109.55 | \$ 78.0 |
| 4261 | Buy | 29.05.2019 04:40:00 | 109.357 | 0.01 | 29.05.2019 05:28:00 | 109.382 | \$ 25.0 |
| 4262 | Buy | 29.05.2019 07:14:00 | 109.325 | 0.01 | 29.05.2019 07:35:00 | 109.351 | \$ 26.0 |
| 2847 | Buy | 29.05.2019 09:33:00 | 109.235 | 0.01 | 29.05.2019 09:54:00 | 109.258 | \$ 23.0 |
| 3275 | Buy | 29.05.2019 09:33:00 | 109.235 | 0.01 | 29.05.2019 09:54:00 | 109.258 | \$ 23.0 |
| 4263 | Buy | 29.05.2019 09:11:00 | 109.321 | 0.01 | 29.05.2019 10:21:00 | 109.348 | \$ 27.0 |
| 2848 | Buy | 29.05.2019 15:21:00 | 109.216 | 0.01 | 29.05.2019 15:36:00 | 109.237 | \$ 21.0 |
| 3276 | Buy | 29.05.2019 15:21:00 | 109.216 | 0.01 | 29.05.2019 15:36:00 | 109.237 | \$ 21.0 |
| 4264 | Buy | 29.05.2019 15:21:00 | 109.216 | 0.01 | 29.05.2019 15:38:00 | 109.241 | \$ 25.0 |
| 4265 | Sell | 29.05.2019 23:21:00 | 109.391 | 0.03 | 29.05.2019 23:45:00 | 109.366 | \$ 75.0 |
| 4266 | Buy | 30.05.2019 00:52:00 | 109.239 | 0.01 | 30.05.2019 01:03:00 | 109.266 | \$ 27.0 |
| 3278 | Sell | 30.05.2019 09:15:00 | 109.628 | 0.02 | 30.05.2019 09:44:00 | 109.577 | \$ 102.0 |
| 3277 | Sell | 30.05.2019 04:22:00 | 109.537 | 0.01 | 30.05.2019 09:44:00 | 109.577 | \$ -40.0 |
| 2850 | Sell | 30.05.2019 09:15:00 | 109.628 | 0.01 | 30.05.2019 09:47:00 | 109.562 | \$ 66.0 |
| 2849 | Sell | 30.05.2019 04:22:00 | 109.537 | 0.01 | 30.05.2019 09:47:00 | 109.562 | \$ -25.0 |
| 4269 | Sell | 30.05.2019 09:15:00 | 109.628 | 0.05 | 30.05.2019 09:49:00 | 109.517 | \$ 555.0 |
| 4268 | Sell | 30.05.2019 04:22:00 | 109.529 | 0.03 | 30.05.2019 09:49:00 | 109.517 | \$ 36.0 |
| 4267 | Sell | 30.05.2019 02:05:00 | 109.422 | 0.03 | 30.05.2019 09:49:00 | 109.517 | \$ -285.0 |

| | | | | | | | |
|------|------|---------------------|---------|------|---------------------|---------|------------|
| 2852 | Sell | 30.05.2019 15:50:00 | 109.78 | 0.01 | 30.05.2019 17:55:00 | 109.705 | \$ 75.0 |
| 2851 | Sell | 30.05.2019 13:43:00 | 109.671 | 0.01 | 30.05.2019 17:55:00 | 109.705 | \$ -34.0 |
| 3280 | Sell | 30.05.2019 15:50:00 | 109.78 | 0.01 | 30.05.2019 17:55:00 | 109.705 | \$ 75.0 |
| 3279 | Sell | 30.05.2019 13:43:00 | 109.671 | 0.01 | 30.05.2019 17:55:00 | 109.705 | \$ -34.0 |
| 4271 | Sell | 30.05.2019 15:50:00 | 109.78 | 0.03 | 30.05.2019 17:55:00 | 109.698 | \$ 246.0 |
| 4270 | Sell | 30.05.2019 13:43:00 | 109.669 | 0.03 | 30.05.2019 17:55:00 | 109.698 | \$ -87.0 |
| 2853 | Sell | 30.05.2019 22:47:00 | 109.838 | 0.01 | 31.05.2019 00:02:00 | 109.817 | \$ 11.17 |
| 3281 | Sell | 30.05.2019 22:47:00 | 109.838 | 0.01 | 31.05.2019 00:02:00 | 109.817 | \$ 11.17 |
| 4272 | Sell | 30.05.2019 22:46:00 | 109.815 | 0.03 | 31.05.2019 00:04:00 | 109.789 | \$ 48.51 |
| 4273 | Buy | 31.05.2019 03:17:00 | 109.589 | 0.01 | 31.05.2019 05:51:00 | 109.614 | \$ 25.0 |
| 2854 | Buy | 31.05.2019 08:40:00 | 109.437 | 0.01 | 31.05.2019 08:43:00 | 109.459 | \$ 22.0 |
| 3282 | Buy | 31.05.2019 08:40:00 | 109.437 | 0.01 | 31.05.2019 08:43:00 | 109.459 | \$ 22.0 |
| 2855 | Buy | 31.05.2019 11:26:00 | 109.288 | 0.01 | 31.05.2019 12:52:00 | 109.309 | \$ 21.0 |
| 3283 | Buy | 31.05.2019 11:26:00 | 109.288 | 0.01 | 31.05.2019 12:52:00 | 109.309 | \$ 21.0 |
| 2856 | Buy | 31.05.2019 13:09:00 | 109.165 | 0.01 | 31.05.2019 13:14:00 | 109.188 | \$ 23.0 |
| 3284 | Buy | 31.05.2019 13:09:00 | 109.165 | 0.01 | 31.05.2019 13:14:00 | 109.188 | \$ 23.0 |
| 2857 | Buy | 31.05.2019 14:49:00 | 108.926 | 0.01 | 31.05.2019 14:53:00 | 108.948 | \$ 22.0 |
| 3285 | Buy | 31.05.2019 14:49:00 | 108.926 | 0.01 | 31.05.2019 14:53:00 | 108.948 | \$ 22.0 |
| 2858 | Buy | 31.05.2019 16:54:00 | 108.787 | 0.01 | 31.05.2019 17:02:00 | 108.809 | \$ 22.0 |
| 3286 | Buy | 31.05.2019 16:54:00 | 108.787 | 0.01 | 31.05.2019 17:02:00 | 108.809 | \$ 22.0 |
| 2859 | Buy | 31.05.2019 18:35:00 | 108.786 | 0.01 | 31.05.2019 20:08:00 | 108.809 | \$ 23.0 |
| 3287 | Buy | 31.05.2019 18:35:00 | 108.786 | 0.01 | 31.05.2019 20:08:00 | 108.809 | \$ 23.0 |
| 2860 | Buy | 31.05.2019 22:36:00 | 108.761 | 0.01 | 31.05.2019 22:36:00 | 108.782 | \$ 21.0 |
| 3288 | Buy | 31.05.2019 22:36:00 | 108.761 | 0.02 | 31.05.2019 22:36:00 | 108.782 | \$ 42.0 |
| 3289 | Buy | 01.06.2019 00:00:00 | 108.599 | 0.01 | 01.06.2019 00:03:00 | 108.62 | \$ 21.0 |
| 2861 | Buy | 01.06.2019 00:38:00 | 108.633 | 0.01 | 01.06.2019 00:59:00 | 108.654 | \$ 21.0 |
| 2862 | Buy | 01.06.2019 02:27:00 | 108.506 | 0.01 | 01.06.2019 02:29:00 | 108.528 | \$ 22.0 |
| 2865 | Buy | 03.06.2019 14:00:00 | 108.088 | 0.01 | 03.06.2019 15:00:00 | 108.239 | \$ 151.0 |
| 2864 | Buy | 03.06.2019 10:31:00 | 108.227 | 0.01 | 03.06.2019 15:00:00 | 108.239 | \$ 12.0 |
| 2863 | Buy | 01.06.2019 05:55:00 | 108.331 | 0.01 | 03.06.2019 15:00:00 | 108.239 | \$ -88.03 |
| 3295 | Buy | 03.06.2019 14:00:00 | 108.088 | 0.02 | 03.06.2019 15:45:00 | 108.38 | \$ 584.0 |
| 3294 | Buy | 03.06.2019 10:31:00 | 108.227 | 0.02 | 03.06.2019 15:45:00 | 108.38 | \$ 306.0 |
| 3293 | Buy | 01.06.2019 05:55:00 | 108.331 | 0.01 | 03.06.2019 15:45:00 | 108.38 | \$ 52.97 |
| 3292 | Buy | 01.06.2019 03:39:00 | 108.439 | 0.01 | 03.06.2019 15:45:00 | 108.38 | \$ -55.03 |
| 3291 | Buy | 01.06.2019 01:40:00 | 108.531 | 0.01 | 03.06.2019 15:45:00 | 108.38 | \$ -147.03 |
| 3290 | Buy | 01.06.2019 00:40:00 | 108.651 | 0.02 | 03.06.2019 15:45:00 | 108.38 | \$ -534.06 |
| 2866 | Buy | 03.06.2019 16:15:00 | 108.206 | 0.01 | 03.06.2019 16:22:00 | 108.227 | \$ 21.0 |
| 3296 | Buy | 03.06.2019 16:15:00 | 108.206 | 0.02 | 03.06.2019 16:22:00 | 108.227 | \$ 42.0 |
| 4288 | Sell | 03.06.2019 22:32:00 | 108.425 | 0.03 | 03.06.2019 22:42:00 | 108.398 | \$ 81.0 |
| 4290 | Sell | 04.06.2019 00:26:00 | 108.408 | 0.03 | 04.06.2019 01:05:00 | 108.383 | \$ 75.0 |
| 2867 | Buy | 04.06.2019 04:00:00 | 108.036 | 0.01 | 04.06.2019 05:03:00 | 108.058 | \$ 22.0 |
| 3297 | Buy | 04.06.2019 04:00:00 | 108.036 | 0.01 | 04.06.2019 05:03:00 | 108.058 | \$ 22.0 |
| 2868 | Buy | 04.06.2019 07:10:00 | 108.018 | 0.01 | 04.06.2019 08:31:00 | 108.039 | \$ 21.0 |
| 3299 | Buy | 04.06.2019 07:12:00 | 108.029 | 0.02 | 04.06.2019 08:32:00 | 108.046 | \$ 34.0 |
| 3298 | Buy | 04.06.2019 07:10:00 | 108.018 | 0.01 | 04.06.2019 08:32:00 | 108.046 | \$ 28.0 |
| 2869 | Buy | 04.06.2019 09:19:00 | 107.962 | 0.01 | 04.06.2019 11:46:00 | 107.983 | \$ 21.0 |
| 3301 | Buy | 04.06.2019 09:28:00 | 107.974 | 0.02 | 04.06.2019 11:48:00 | 107.991 | \$ 34.0 |
| 3300 | Buy | 04.06.2019 09:19:00 | 107.962 | 0.01 | 04.06.2019 11:48:00 | 107.991 | \$ 29.0 |
| 2870 | Buy | 04.06.2019 13:30:00 | 107.963 | 0.01 | 04.06.2019 13:49:00 | 107.983 | \$ 20.0 |
| 3302 | Buy | 04.06.2019 13:30:00 | 107.963 | 0.02 | 04.06.2019 13:49:00 | 107.983 | \$ 40.0 |
| 2871 | Buy | 04.06.2019 15:15:00 | 107.911 | 0.01 | 04.06.2019 15:31:00 | 107.932 | \$ 21.0 |
| 3303 | Buy | 04.06.2019 15:15:00 | 107.908 | 0.01 | 04.06.2019 15:31:00 | 107.929 | \$ 21.0 |
| 2872 | Sell | 04.06.2019 22:05:00 | 108.287 | 0.01 | 04.06.2019 22:09:00 | 108.267 | \$ 20.0 |
| 3304 | Sell | 04.06.2019 22:05:00 | 108.287 | 0.01 | 04.06.2019 22:09:00 | 108.267 | \$ 20.0 |
| 4298 | Sell | 04.06.2019 21:02:00 | 108.129 | 0.03 | 04.06.2019 22:55:00 | 108.103 | \$ 78.0 |
| 2873 | Sell | 04.06.2019 23:45:00 | 108.291 | 0.01 | 05.06.2019 01:12:00 | 108.27 | \$ 11.17 |
| 3305 | Sell | 04.06.2019 23:45:00 | 108.291 | 0.01 | 05.06.2019 01:12:00 | 108.27 | \$ 11.17 |
| 4299 | Sell | 04.06.2019 23:30:00 | 108.232 | 0.03 | 05.06.2019 01:32:00 | 108.205 | \$ 51.51 |
| 4300 | Sell | 05.06.2019 07:27:00 | 108.234 | 0.03 | 05.06.2019 09:06:00 | 108.208 | \$ 78.0 |
| 4302 | Sell | 05.06.2019 16:45:00 | 108.25 | 0.03 | 05.06.2019 17:04:00 | 108.224 | \$ 78.0 |

| | | | | | | | |
|------|------|---------------------|---------|------|---------------------|---------|-------------|
| 4303 | Sell | 05.06.2019 18:30:00 | 108.318 | 0.03 | 05.06.2019 18:36:00 | 108.292 | \$ 78.0 |
| 4304 | Buy | 05.06.2019 23:35:00 | 108.012 | 0.01 | 06.06.2019 03:38:00 | 108.415 | \$ 414.91 |
| 4301 | Buy | 05.06.2019 15:10:00 | 108.033 | 0.01 | 06.06.2019 03:38:00 | 108.415 | \$ 393.91 |
| 4297 | Buy | 04.06.2019 15:15:00 | 107.908 | 0.01 | 06.06.2019 03:38:00 | 108.415 | \$ 522.88 |
| 4296 | Buy | 04.06.2019 09:28:00 | 107.974 | 0.03 | 06.06.2019 03:38:00 | 108.415 | \$ 1370.64 |
| 4295 | Buy | 04.06.2019 09:19:00 | 107.962 | 0.01 | 06.06.2019 03:38:00 | 108.415 | \$ 468.88 |
| 4294 | Buy | 04.06.2019 07:12:00 | 108.029 | 0.03 | 06.06.2019 03:38:00 | 108.415 | \$ 1205.64 |
| 4293 | Buy | 04.06.2019 07:10:00 | 108.018 | 0.01 | 06.06.2019 03:38:00 | 108.415 | \$ 412.88 |
| 4292 | Buy | 04.06.2019 04:10:00 | 107.964 | 0.01 | 06.06.2019 03:38:00 | 108.415 | \$ 466.88 |
| 4291 | Buy | 04.06.2019 02:30:00 | 108.239 | 0.01 | 06.06.2019 03:38:00 | 108.415 | \$ 191.88 |
| 4289 | Buy | 03.06.2019 23:00:00 | 108.272 | 0.01 | 06.06.2019 03:38:00 | 108.415 | \$ 162.85 |
| 4287 | Buy | 03.06.2019 14:00:00 | 108.088 | 0.03 | 06.06.2019 03:38:00 | 108.415 | \$ 1040.55 |
| 4286 | Buy | 03.06.2019 10:31:00 | 108.227 | 0.03 | 06.06.2019 03:38:00 | 108.415 | \$ 623.55 |
| 4285 | Buy | 01.06.2019 05:55:00 | 108.331 | 0.01 | 06.06.2019 03:38:00 | 108.415 | \$ 107.82 |
| 4284 | Buy | 01.06.2019 03:39:00 | 108.439 | 0.01 | 06.06.2019 03:38:00 | 108.415 | \$ -0.18 |
| 4283 | Buy | 01.06.2019 01:40:00 | 108.531 | 0.01 | 06.06.2019 03:38:00 | 108.415 | \$ -92.18 |
| 4282 | Buy | 01.06.2019 00:40:00 | 108.651 | 0.03 | 06.06.2019 03:38:00 | 108.415 | \$ -636.54 |
| 4281 | Buy | 01.06.2019 00:00:00 | 108.599 | 0.01 | 06.06.2019 03:38:00 | 108.415 | \$ -160.18 |
| 4280 | Buy | 31.05.2019 22:36:00 | 108.761 | 0.03 | 06.06.2019 03:38:00 | 108.415 | \$ -966.54 |
| 4279 | Buy | 31.05.2019 18:35:00 | 108.786 | 0.01 | 06.06.2019 03:38:00 | 108.415 | \$ -347.18 |
| 4278 | Buy | 31.05.2019 16:54:00 | 108.787 | 0.01 | 06.06.2019 03:38:00 | 108.415 | \$ -348.18 |
| 4277 | Buy | 31.05.2019 14:49:00 | 108.926 | 0.01 | 06.06.2019 03:38:00 | 108.415 | \$ -487.18 |
| 4276 | Buy | 31.05.2019 13:09:00 | 109.165 | 0.01 | 06.06.2019 03:38:00 | 108.415 | \$ -726.18 |
| 4275 | Buy | 31.05.2019 11:26:00 | 109.288 | 0.01 | 06.06.2019 03:38:00 | 108.415 | \$ -849.18 |
| 4274 | Buy | 31.05.2019 08:33:00 | 109.506 | 0.01 | 06.06.2019 03:38:00 | 108.415 | \$ -1067.18 |
| 2874 | Sell | 06.06.2019 03:39:00 | 108.433 | 0.01 | 06.06.2019 04:03:00 | 108.413 | \$ 20.0 |
| 3306 | Sell | 06.06.2019 03:39:00 | 108.433 | 0.01 | 06.06.2019 04:03:00 | 108.413 | \$ 20.0 |
| 4306 | Sell | 06.06.2019 03:39:00 | 108.433 | 0.03 | 06.06.2019 04:35:00 | 108.341 | \$ 276.0 |
| 4305 | Sell | 06.06.2019 01:45:00 | 108.299 | 0.03 | 06.06.2019 04:35:00 | 108.341 | \$ -126.0 |
| 4307 | Buy | 06.06.2019 14:46:00 | 108.174 | 0.01 | 06.06.2019 16:11:00 | 108.2 | \$ 26.0 |
| 4308 | Buy | 06.06.2019 21:07:00 | 108.157 | 0.01 | 06.06.2019 22:10:00 | 108.183 | \$ 26.0 |
| 4309 | Buy | 07.06.2019 00:47:00 | 108.071 | 0.01 | 07.06.2019 00:51:00 | 108.098 | \$ 27.0 |
| 2875 | Sell | 07.06.2019 04:16:00 | 108.469 | 0.01 | 07.06.2019 05:38:00 | 108.447 | \$ 22.0 |
| 3307 | Sell | 07.06.2019 04:16:00 | 108.469 | 0.01 | 07.06.2019 05:38:00 | 108.447 | \$ 22.0 |
| 3309 | Sell | 07.06.2019 08:10:00 | 108.462 | 0.01 | 07.06.2019 09:23:00 | 108.418 | \$ 44.0 |
| 3308 | Sell | 07.06.2019 08:09:00 | 108.428 | 0.02 | 07.06.2019 09:23:00 | 108.418 | \$ 20.0 |
| 2876 | Sell | 07.06.2019 08:09:00 | 108.428 | 0.01 | 07.06.2019 09:24:00 | 108.406 | \$ 22.0 |
| 2877 | Sell | 07.06.2019 09:49:00 | 108.513 | 0.01 | 07.06.2019 09:54:00 | 108.492 | \$ 21.0 |
| 3310 | Sell | 07.06.2019 09:50:00 | 108.504 | 0.01 | 07.06.2019 09:55:00 | 108.483 | \$ 21.0 |
| 2878 | Sell | 07.06.2019 19:01:00 | 108.586 | 0.01 | 07.06.2019 19:42:00 | 108.563 | \$ 23.0 |
| 3311 | Sell | 07.06.2019 19:01:00 | 108.586 | 0.01 | 07.06.2019 19:42:00 | 108.563 | \$ 23.0 |
| 4312 | Sell | 07.06.2019 18:43:00 | 108.549 | 0.03 | 07.06.2019 21:30:00 | 108.42 | \$ 387.0 |
| 4311 | Sell | 07.06.2019 09:45:00 | 108.502 | 0.03 | 07.06.2019 21:30:00 | 108.42 | \$ 246.0 |
| 4310 | Sell | 07.06.2019 03:12:00 | 108.288 | 0.03 | 07.06.2019 21:30:00 | 108.42 | \$ -396.0 |
| 4313 | Buy | 07.06.2019 21:31:00 | 108.203 | 0.01 | 07.06.2019 21:32:00 | 108.231 | \$ 28.0 |
| 2879 | Buy | 07.06.2019 21:41:00 | 107.975 | 0.01 | 07.06.2019 21:50:00 | 107.996 | \$ 21.0 |
| 3312 | Buy | 07.06.2019 21:41:00 | 107.975 | 0.01 | 07.06.2019 21:50:00 | 107.996 | \$ 21.0 |
| 2880 | Buy | 07.06.2019 23:21:00 | 108.009 | 0.01 | 07.06.2019 23:40:00 | 108.031 | \$ 22.0 |
| 3313 | Buy | 07.06.2019 23:21:00 | 108.009 | 0.01 | 07.06.2019 23:40:00 | 108.031 | \$ 22.0 |
| 4314 | Buy | 07.06.2019 23:19:00 | 108.035 | 0.01 | 08.06.2019 00:10:00 | 108.062 | \$ 27.0 |
| 4315 | Sell | 10.06.2019 07:27:00 | 108.547 | 0.03 | 10.06.2019 07:41:00 | 108.518 | \$ 87.0 |
| 2881 | Sell | 10.06.2019 10:24:00 | 108.522 | 0.01 | 10.06.2019 10:52:00 | 108.5 | \$ 22.0 |
| 3314 | Sell | 10.06.2019 10:24:00 | 108.522 | 0.01 | 10.06.2019 10:52:00 | 108.5 | \$ 22.0 |
| 3316 | Sell | 10.06.2019 19:45:00 | 108.626 | 0.02 | 10.06.2019 21:43:00 | 108.573 | \$ 106.0 |
| 3315 | Sell | 10.06.2019 12:50:00 | 108.536 | 0.01 | 10.06.2019 21:43:00 | 108.573 | \$ -37.0 |
| 2883 | Sell | 10.06.2019 19:45:00 | 108.626 | 0.01 | 10.06.2019 21:44:00 | 108.56 | \$ 66.0 |
| 2882 | Sell | 10.06.2019 12:50:00 | 108.536 | 0.01 | 10.06.2019 21:44:00 | 108.56 | \$ -24.0 |
| 4317 | Sell | 10.06.2019 12:50:00 | 108.536 | 0.03 | 10.06.2019 21:55:00 | 108.483 | \$ 159.0 |
| 4316 | Sell | 10.06.2019 09:55:00 | 108.482 | 0.03 | 10.06.2019 21:55:00 | 108.483 | \$ -3.0 |
| 4318 | Buy | 11.06.2019 03:02:00 | 108.441 | 0.01 | 11.06.2019 03:24:00 | 108.467 | \$ 26.0 |

| | | | | | | | |
|------|------|---------------------|---------|------|---------------------|---------|-----------|
| 4319 | Sell | 11.06.2019 17:36:00 | 108.666 | 0.03 | 11.06.2019 23:08:00 | 108.639 | \$ 81.0 |
| 4320 | Buy | 12.06.2019 01:54:00 | 108.501 | 0.01 | 12.06.2019 04:15:00 | 108.528 | \$ 27.0 |
| 4321 | Buy | 12.06.2019 09:00:00 | 108.495 | 0.01 | 12.06.2019 09:26:00 | 108.521 | \$ 26.0 |
| 2884 | Buy | 12.06.2019 17:15:00 | 108.286 | 0.01 | 12.06.2019 19:09:00 | 108.307 | \$ 21.0 |
| 3317 | Buy | 12.06.2019 17:15:00 | 108.286 | 0.01 | 12.06.2019 19:09:00 | 108.307 | \$ 21.0 |
| 4323 | Buy | 12.06.2019 17:15:00 | 108.286 | 0.01 | 12.06.2019 19:43:00 | 108.382 | \$ 96.0 |
| 4322 | Buy | 12.06.2019 14:58:00 | 108.427 | 0.01 | 12.06.2019 19:43:00 | 108.382 | \$ -45.0 |
| 2885 | Buy | 12.06.2019 21:36:00 | 108.293 | 0.01 | 12.06.2019 21:46:00 | 108.314 | \$ 21.0 |
| 3318 | Buy | 12.06.2019 21:36:00 | 108.293 | 0.02 | 12.06.2019 21:46:00 | 108.314 | \$ 42.0 |
| 4324 | Sell | 13.06.2019 01:30:00 | 108.486 | 0.03 | 13.06.2019 03:17:00 | 108.461 | \$ 75.0 |
| 4325 | Sell | 13.06.2019 03:47:00 | 108.534 | 0.03 | 13.06.2019 03:59:00 | 108.509 | \$ 75.0 |
| 4326 | Buy | 13.06.2019 10:50:00 | 108.335 | 0.01 | 13.06.2019 13:47:00 | 108.36 | \$ 25.0 |
| 4327 | Sell | 13.06.2019 21:55:00 | 108.507 | 0.03 | 13.06.2019 22:13:00 | 108.481 | \$ 78.0 |
| 4328 | Buy | 14.06.2019 03:18:00 | 108.301 | 0.01 | 14.06.2019 03:45:00 | 108.328 | \$ 27.0 |
| 4329 | Buy | 14.06.2019 09:03:00 | 108.303 | 0.01 | 14.06.2019 09:30:00 | 108.328 | \$ 25.0 |
| 4331 | Buy | 14.06.2019 18:45:00 | 108.199 | 0.01 | 14.06.2019 21:30:00 | 108.263 | \$ 64.0 |
| 4330 | Buy | 14.06.2019 15:45:00 | 108.273 | 0.01 | 14.06.2019 21:30:00 | 108.263 | \$ -10.0 |
| 4332 | Sell | 14.06.2019 22:00:00 | 108.469 | 0.03 | 14.06.2019 22:12:00 | 108.441 | \$ 84.0 |
| 4333 | Sell | 14.06.2019 23:49:00 | 108.443 | 0.03 | 15.06.2019 00:05:00 | 108.415 | \$ 84.0 |
| 2886 | Sell | 15.06.2019 01:30:00 | 108.536 | 0.01 | 17.06.2019 07:00:00 | 108.514 | \$ 12.17 |
| 3319 | Sell | 15.06.2019 01:30:00 | 108.536 | 0.01 | 17.06.2019 07:00:00 | 108.514 | \$ 12.17 |
| 2887 | Sell | 17.06.2019 09:44:00 | 108.626 | 0.01 | 17.06.2019 11:16:00 | 108.604 | \$ 22.0 |
| 3320 | Sell | 17.06.2019 09:44:00 | 108.626 | 0.01 | 17.06.2019 11:16:00 | 108.604 | \$ 22.0 |
| 4335 | Sell | 17.06.2019 09:44:00 | 108.626 | 0.03 | 17.06.2019 21:30:00 | 108.556 | \$ 210.0 |
| 4334 | Sell | 15.06.2019 01:30:00 | 108.536 | 0.03 | 17.06.2019 21:30:00 | 108.556 | \$ -89.49 |
| 4336 | Sell | 18.06.2019 00:00:00 | 108.676 | 0.03 | 18.06.2019 00:21:00 | 108.649 | \$ 81.0 |
| 2888 | Buy | 18.06.2019 11:01:00 | 108.354 | 0.01 | 18.06.2019 11:16:00 | 108.375 | \$ 21.0 |
| 3321 | Buy | 18.06.2019 11:01:00 | 108.354 | 0.01 | 18.06.2019 11:16:00 | 108.375 | \$ 21.0 |
| 2889 | Buy | 18.06.2019 12:42:00 | 108.314 | 0.01 | 18.06.2019 13:51:00 | 108.335 | \$ 21.0 |
| 3322 | Buy | 18.06.2019 12:42:00 | 108.314 | 0.01 | 18.06.2019 13:51:00 | 108.335 | \$ 21.0 |
| 2891 | Buy | 18.06.2019 22:31:00 | 108.18 | 0.01 | 18.06.2019 22:39:00 | 108.252 | \$ 72.0 |
| 2890 | Buy | 18.06.2019 20:25:00 | 108.281 | 0.01 | 18.06.2019 22:39:00 | 108.252 | \$ -29.0 |
| 3325 | Buy | 18.06.2019 22:39:00 | 108.223 | 0.02 | 18.06.2019 22:39:00 | 108.268 | \$ 90.0 |
| 3324 | Buy | 18.06.2019 21:00:00 | 108.227 | 0.01 | 18.06.2019 22:39:00 | 108.268 | \$ 41.0 |
| 3323 | Buy | 18.06.2019 20:25:00 | 108.281 | 0.02 | 18.06.2019 22:39:00 | 108.268 | \$ -26.0 |
| 4340 | Buy | 18.06.2019 21:00:00 | 108.242 | 0.03 | 18.06.2019 22:39:00 | 108.324 | \$ 246.0 |
| 4339 | Buy | 18.06.2019 21:00:00 | 108.227 | 0.01 | 18.06.2019 22:39:00 | 108.324 | \$ 97.0 |
| 4338 | Buy | 18.06.2019 12:38:00 | 108.324 | 0.01 | 18.06.2019 22:39:00 | 108.324 | \$ 0.0 |
| 4337 | Buy | 18.06.2019 10:22:00 | 108.499 | 0.01 | 18.06.2019 22:39:00 | 108.324 | \$ -175.0 |
| 4341 | Sell | 18.06.2019 23:00:00 | 108.629 | 0.03 | 18.06.2019 23:15:00 | 108.604 | \$ 75.0 |
| 4342 | Sell | 19.06.2019 01:36:00 | 108.488 | 0.03 | 19.06.2019 02:00:00 | 108.46 | \$ 84.0 |
| 4343 | Sell | 19.06.2019 07:46:00 | 108.522 | 0.03 | 19.06.2019 08:12:00 | 108.496 | \$ 78.0 |
| 4344 | Buy | 19.06.2019 15:06:00 | 108.322 | 0.01 | 19.06.2019 16:30:00 | 108.35 | \$ 28.0 |
| 2892 | Buy | 20.06.2019 03:03:00 | 108.143 | 0.01 | 20.06.2019 03:08:00 | 108.164 | \$ 21.0 |
| 3326 | Buy | 20.06.2019 03:03:00 | 108.143 | 0.01 | 20.06.2019 03:08:00 | 108.164 | \$ 21.0 |
| 2893 | Buy | 20.06.2019 05:19:00 | 108.069 | 0.01 | 20.06.2019 05:26:00 | 108.09 | \$ 21.0 |
| 3327 | Buy | 20.06.2019 05:19:00 | 108.069 | 0.01 | 20.06.2019 05:26:00 | 108.09 | \$ 21.0 |
| 1562 | Buy | 20.06.2019 10:30:00 | 107.57 | 0.02 | 20.06.2019 10:30:00 | 107.593 | \$ 46.0 |
| 3330 | Buy | 20.06.2019 14:20:00 | 107.606 | 0.02 | 20.06.2019 16:10:00 | 107.734 | \$ 256.0 |
| 3329 | Buy | 20.06.2019 11:50:00 | 107.64 | 0.01 | 20.06.2019 16:10:00 | 107.734 | \$ 94.0 |
| 3328 | Buy | 20.06.2019 09:07:00 | 108.003 | 0.01 | 20.06.2019 16:10:00 | 107.734 | \$ -269.0 |
| 2896 | Buy | 20.06.2019 14:20:00 | 107.606 | 0.01 | 20.06.2019 17:35:00 | 107.772 | \$ 166.0 |
| 2895 | Buy | 20.06.2019 11:50:00 | 107.64 | 0.01 | 20.06.2019 17:35:00 | 107.772 | \$ 132.0 |
| 2894 | Buy | 20.06.2019 09:07:00 | 108.003 | 0.01 | 20.06.2019 17:35:00 | 107.772 | \$ -231.0 |
| 4349 | Buy | 20.06.2019 14:20:00 | 107.606 | 0.03 | 20.06.2019 17:49:00 | 107.858 | \$ 756.0 |
| 4348 | Buy | 20.06.2019 11:50:00 | 107.64 | 0.01 | 20.06.2019 17:49:00 | 107.858 | \$ 218.0 |
| 4347 | Buy | 20.06.2019 09:07:00 | 108.003 | 0.01 | 20.06.2019 17:49:00 | 107.858 | \$ -145.0 |
| 4346 | Buy | 20.06.2019 05:19:00 | 108.069 | 0.01 | 20.06.2019 17:49:00 | 107.858 | \$ -211.0 |
| 4345 | Buy | 20.06.2019 03:02:00 | 108.282 | 0.01 | 20.06.2019 17:49:00 | 107.858 | \$ -424.0 |
| 3332 | Buy | 20.06.2019 21:01:00 | 107.659 | 0.01 | 20.06.2019 21:32:00 | 107.697 | \$ 38.0 |

| | | | | | | | |
|------|------|---------------------|---------|------|---------------------|---------|------------|
| 3331 | Buy | 20.06.2019 21:01:00 | 107.684 | 0.02 | 20.06.2019 21:32:00 | 107.697 | \$ 26.0 |
| 2897 | Buy | 20.06.2019 21:01:00 | 107.684 | 0.01 | 20.06.2019 21:33:00 | 107.705 | \$ 21.0 |
| 4350 | Buy | 20.06.2019 22:15:00 | 107.67 | 0.01 | 20.06.2019 22:28:00 | 107.696 | \$ 26.0 |
| 3339 | Buy | 21.06.2019 10:52:00 | 107.192 | 0.01 | 21.06.2019 16:23:00 | 107.354 | \$ 162.0 |
| 3338 | Buy | 21.06.2019 10:47:00 | 107.277 | 0.02 | 21.06.2019 16:23:00 | 107.354 | \$ 154.0 |
| 3337 | Buy | 21.06.2019 09:05:00 | 107.281 | 0.02 | 21.06.2019 16:23:00 | 107.354 | \$ 146.0 |
| 3336 | Buy | 21.06.2019 06:06:00 | 107.283 | 0.02 | 21.06.2019 16:23:00 | 107.354 | \$ 142.0 |
| 3335 | Buy | 21.06.2019 03:40:00 | 107.302 | 0.01 | 21.06.2019 16:23:00 | 107.354 | \$ 52.0 |
| 3334 | Buy | 21.06.2019 01:05:00 | 107.499 | 0.01 | 21.06.2019 16:23:00 | 107.354 | \$ -145.0 |
| 3333 | Buy | 20.06.2019 23:20:00 | 107.649 | 0.01 | 21.06.2019 16:23:00 | 107.354 | \$ -291.03 |
| 2903 | Buy | 21.06.2019 10:47:00 | 107.277 | 0.01 | 21.06.2019 16:25:00 | 107.403 | \$ 126.0 |
| 2902 | Buy | 21.06.2019 09:05:00 | 107.281 | 0.01 | 21.06.2019 16:25:00 | 107.403 | \$ 122.0 |
| 2901 | Buy | 21.06.2019 06:06:00 | 107.283 | 0.01 | 21.06.2019 16:25:00 | 107.403 | \$ 120.0 |
| 2900 | Buy | 21.06.2019 03:40:00 | 107.302 | 0.01 | 21.06.2019 16:25:00 | 107.403 | \$ 101.0 |
| 2899 | Buy | 21.06.2019 01:05:00 | 107.499 | 0.01 | 21.06.2019 16:25:00 | 107.403 | \$ -96.0 |
| 2898 | Buy | 20.06.2019 23:20:00 | 107.649 | 0.01 | 21.06.2019 16:25:00 | 107.403 | \$ -242.03 |
| 4357 | Buy | 21.06.2019 10:52:00 | 107.192 | 0.01 | 21.06.2019 16:25:00 | 107.391 | \$ 199.0 |
| 4356 | Buy | 21.06.2019 10:47:00 | 107.265 | 0.03 | 21.06.2019 16:25:00 | 107.391 | \$ 378.0 |
| 4355 | Buy | 21.06.2019 09:05:00 | 107.268 | 0.03 | 21.06.2019 16:25:00 | 107.391 | \$ 369.0 |
| 4354 | Buy | 21.06.2019 06:06:00 | 107.283 | 0.03 | 21.06.2019 16:25:00 | 107.391 | \$ 324.0 |
| 4353 | Buy | 21.06.2019 03:40:00 | 107.302 | 0.01 | 21.06.2019 16:25:00 | 107.391 | \$ 89.0 |
| 4352 | Buy | 21.06.2019 00:30:00 | 107.498 | 0.01 | 21.06.2019 16:25:00 | 107.391 | \$ -107.0 |
| 4351 | Buy | 20.06.2019 23:25:00 | 107.669 | 0.03 | 21.06.2019 16:25:00 | 107.391 | \$ -822.09 |
| 4358 | Sell | 21.06.2019 18:33:00 | 107.5 | 0.03 | 21.06.2019 19:38:00 | 107.474 | \$ 78.0 |
| 2904 | Sell | 21.06.2019 20:00:00 | 107.559 | 0.01 | 21.06.2019 20:02:00 | 107.537 | \$ 22.0 |
| 3340 | Sell | 21.06.2019 20:00:00 | 107.559 | 0.01 | 21.06.2019 20:02:00 | 107.537 | \$ 22.0 |
| 2905 | Sell | 21.06.2019 22:59:00 | 107.583 | 0.01 | 21.06.2019 23:00:00 | 107.559 | \$ 24.0 |
| 3341 | Sell | 21.06.2019 22:59:00 | 107.583 | 0.01 | 21.06.2019 23:00:00 | 107.559 | \$ 24.0 |
| 4359 | Sell | 21.06.2019 22:59:00 | 107.583 | 0.03 | 21.06.2019 23:00:00 | 107.556 | \$ 81.0 |
| 4360 | Buy | 22.06.2019 04:25:00 | 107.344 | 0.01 | 22.06.2019 05:00:00 | 107.371 | \$ 27.0 |
| 4361 | Buy | 24.06.2019 19:54:00 | 107.298 | 0.01 | 24.06.2019 21:00:00 | 107.324 | \$ 26.0 |
| 4362 | Sell | 24.06.2019 23:00:00 | 107.464 | 0.03 | 24.06.2019 23:30:00 | 107.438 | \$ 78.0 |
| 4363 | Buy | 25.06.2019 03:49:00 | 107.274 | 0.01 | 25.06.2019 03:50:00 | 107.301 | \$ 27.0 |
| 2907 | Buy | 25.06.2019 13:39:00 | 106.814 | 0.01 | 25.06.2019 14:37:00 | 106.96 | \$ 146.0 |
| 2906 | Buy | 25.06.2019 11:59:00 | 107.064 | 0.01 | 25.06.2019 14:37:00 | 106.96 | \$ -104.0 |
| 3343 | Buy | 25.06.2019 13:39:00 | 106.814 | 0.01 | 25.06.2019 14:37:00 | 106.96 | \$ 146.0 |
| 3342 | Buy | 25.06.2019 11:59:00 | 107.064 | 0.01 | 25.06.2019 14:37:00 | 106.96 | \$ -104.0 |
| 4366 | Buy | 25.06.2019 13:39:00 | 106.814 | 0.01 | 25.06.2019 17:32:00 | 107.069 | \$ 255.0 |
| 4365 | Buy | 25.06.2019 11:59:00 | 107.064 | 0.01 | 25.06.2019 17:32:00 | 107.069 | \$ 5.0 |
| 4364 | Buy | 25.06.2019 10:07:00 | 107.245 | 0.01 | 25.06.2019 17:32:00 | 107.069 | \$ -176.0 |
| 2908 | Buy | 25.06.2019 19:15:00 | 107.01 | 0.01 | 25.06.2019 20:04:00 | 107.033 | \$ 23.0 |
| 3344 | Buy | 25.06.2019 19:15:00 | 107.01 | 0.02 | 25.06.2019 20:04:00 | 107.033 | \$ 46.0 |
| 2909 | Buy | 25.06.2019 23:09:00 | 106.901 | 0.01 | 25.06.2019 23:13:00 | 106.922 | \$ 21.0 |
| 3345 | Buy | 25.06.2019 23:09:00 | 106.901 | 0.01 | 25.06.2019 23:13:00 | 106.922 | \$ 21.0 |
| 4367 | Buy | 25.06.2019 23:04:00 | 106.981 | 0.01 | 26.06.2019 01:36:00 | 107.007 | \$ 29.97 |
| 4368 | Sell | 26.06.2019 02:01:00 | 107.347 | 0.03 | 26.06.2019 02:02:00 | 107.319 | \$ 84.0 |
| 2911 | Sell | 26.06.2019 11:24:00 | 107.485 | 0.01 | 26.06.2019 15:27:00 | 107.398 | \$ 87.0 |
| 2910 | Sell | 26.06.2019 09:44:00 | 107.353 | 0.01 | 26.06.2019 15:27:00 | 107.398 | \$ -45.0 |
| 3347 | Sell | 26.06.2019 11:24:00 | 107.485 | 0.01 | 26.06.2019 15:27:00 | 107.398 | \$ 87.0 |
| 3346 | Sell | 26.06.2019 09:44:00 | 107.353 | 0.01 | 26.06.2019 15:27:00 | 107.398 | \$ -45.0 |
| 2912 | Sell | 26.06.2019 15:58:00 | 107.487 | 0.01 | 26.06.2019 16:05:00 | 107.465 | \$ 22.0 |
| 3348 | Sell | 26.06.2019 15:58:00 | 107.487 | 0.02 | 26.06.2019 16:05:00 | 107.465 | \$ 44.0 |
| 1563 | Sell | 26.06.2019 18:13:00 | 107.693 | 0.02 | 26.06.2019 18:17:00 | 107.669 | \$ 48.0 |
| 1564 | Sell | 26.06.2019 18:29:00 | 107.681 | 0.02 | 26.06.2019 18:40:00 | 107.658 | \$ 46.0 |
| 2914 | Sell | 26.06.2019 20:05:00 | 107.731 | 0.01 | 26.06.2019 21:42:00 | 107.65 | \$ 81.0 |
| 2913 | Sell | 26.06.2019 18:07:00 | 107.614 | 0.01 | 26.06.2019 21:42:00 | 107.65 | \$ -36.0 |
| 3350 | Sell | 26.06.2019 20:05:00 | 107.731 | 0.01 | 26.06.2019 21:42:00 | 107.65 | \$ 81.0 |
| 3349 | Sell | 26.06.2019 18:07:00 | 107.614 | 0.01 | 26.06.2019 21:42:00 | 107.65 | \$ -36.0 |
| 2915 | Sell | 27.06.2019 03:03:00 | 107.772 | 0.01 | 27.06.2019 06:04:00 | 107.75 | \$ 22.0 |
| 3351 | Sell | 27.06.2019 03:03:00 | 107.772 | 0.01 | 27.06.2019 06:04:00 | 107.75 | \$ 22.0 |

| | | | | | | | |
|------|------|---------------------|---------|------|---------------------|---------|-------------|
| 2918 | Sell | 27.06.2019 15:35:00 | 108.134 | 0.01 | 27.06.2019 16:26:00 | 108.014 | \$ 120.0 |
| 2917 | Sell | 27.06.2019 12:49:00 | 108.066 | 0.01 | 27.06.2019 16:26:00 | 108.014 | \$ 52.0 |
| 2916 | Sell | 27.06.2019 11:09:00 | 107.904 | 0.01 | 27.06.2019 16:26:00 | 108.014 | \$ -110.0 |
| 3354 | Sell | 27.06.2019 15:35:00 | 108.134 | 0.01 | 27.06.2019 16:26:00 | 108.014 | \$ 120.0 |
| 3353 | Sell | 27.06.2019 12:49:00 | 108.066 | 0.01 | 27.06.2019 16:26:00 | 108.014 | \$ 52.0 |
| 3352 | Sell | 27.06.2019 11:09:00 | 107.904 | 0.01 | 27.06.2019 16:26:00 | 108.014 | \$ -110.0 |
| 4378 | Buy | 27.06.2019 23:10:00 | 107.829 | 0.01 | 27.06.2019 23:30:00 | 107.855 | \$ 26.0 |
| 4377 | Sell | 27.06.2019 15:35:00 | 108.134 | 0.03 | 28.06.2019 09:22:00 | 107.667 | \$ 1371.51 |
| 4376 | Sell | 27.06.2019 12:49:00 | 108.066 | 0.03 | 28.06.2019 09:22:00 | 107.667 | \$ 1167.51 |
| 4375 | Sell | 27.06.2019 11:03:00 | 107.853 | 0.03 | 28.06.2019 09:22:00 | 107.667 | \$ 528.51 |
| 4374 | Sell | 27.06.2019 03:03:00 | 107.772 | 0.03 | 28.06.2019 09:22:00 | 107.667 | \$ 285.51 |
| 4373 | Sell | 26.06.2019 20:05:00 | 107.731 | 0.03 | 28.06.2019 09:22:00 | 107.667 | \$ 74.04 |
| 4372 | Sell | 26.06.2019 18:07:00 | 107.614 | 0.03 | 28.06.2019 09:22:00 | 107.667 | \$ -276.96 |
| 4371 | Sell | 26.06.2019 15:58:00 | 107.487 | 0.05 | 28.06.2019 09:22:00 | 107.667 | \$ -1096.6 |
| 4370 | Sell | 26.06.2019 11:14:00 | 107.447 | 0.03 | 28.06.2019 09:22:00 | 107.667 | \$ -777.96 |
| 4369 | Sell | 26.06.2019 09:25:00 | 107.284 | 0.03 | 28.06.2019 09:22:00 | 107.667 | \$ -1266.96 |
| 4379 | Buy | 28.06.2019 09:11:00 | 107.697 | 0.01 | 28.06.2019 09:30:00 | 107.724 | \$ 27.0 |
| 2919 | Buy | 28.06.2019 11:40:00 | 107.586 | 0.01 | 28.06.2019 11:46:00 | 107.608 | \$ 22.0 |
| 3355 | Buy | 28.06.2019 11:40:00 | 107.586 | 0.01 | 28.06.2019 11:46:00 | 107.608 | \$ 22.0 |
| 4380 | Buy | 28.06.2019 10:51:00 | 107.675 | 0.01 | 28.06.2019 13:31:00 | 107.7 | \$ 25.0 |
| 4382 | Sell | 29.06.2019 02:01:00 | 107.897 | 0.03 | 29.06.2019 03:57:00 | 107.808 | \$ 267.0 |
| 4381 | Sell | 29.06.2019 00:05:00 | 107.775 | 0.03 | 29.06.2019 03:57:00 | 107.808 | \$ -99.0 |
| 1577 | Sell | 01.07.2019 08:00:00 | 108.488 | 0.02 | 01.07.2019 08:36:00 | 108.358 | \$ 260.0 |
| 1576 | Sell | 01.07.2019 07:55:00 | 108.475 | 0.02 | 01.07.2019 08:36:00 | 108.358 | \$ 234.0 |
| 1575 | Sell | 01.07.2019 07:50:00 | 108.464 | 0.02 | 01.07.2019 08:36:00 | 108.358 | \$ 212.0 |
| 1574 | Sell | 01.07.2019 07:45:00 | 108.469 | 0.02 | 01.07.2019 08:36:00 | 108.358 | \$ 222.0 |
| 1573 | Sell | 01.07.2019 07:40:00 | 108.487 | 0.02 | 01.07.2019 08:36:00 | 108.358 | \$ 258.0 |
| 1572 | Sell | 01.07.2019 07:35:00 | 108.456 | 0.02 | 01.07.2019 08:36:00 | 108.358 | \$ 196.0 |
| 1571 | Sell | 01.07.2019 07:30:00 | 108.367 | 0.02 | 01.07.2019 08:36:00 | 108.358 | \$ 18.0 |
| 1570 | Sell | 01.07.2019 07:25:00 | 108.348 | 0.02 | 01.07.2019 08:36:00 | 108.358 | \$ -20.0 |
| 1569 | Sell | 01.07.2019 07:20:00 | 108.331 | 0.02 | 01.07.2019 08:36:00 | 108.358 | \$ -54.0 |
| 1568 | Sell | 01.07.2019 07:15:00 | 108.279 | 0.02 | 01.07.2019 08:36:00 | 108.358 | \$ -158.0 |
| 1567 | Sell | 01.07.2019 07:10:00 | 108.3 | 0.02 | 01.07.2019 08:36:00 | 108.358 | \$ -116.0 |
| 1566 | Sell | 01.07.2019 07:05:00 | 108.265 | 0.02 | 01.07.2019 08:36:00 | 108.358 | \$ -186.0 |
| 1565 | Sell | 01.07.2019 07:00:00 | 108.198 | 0.02 | 01.07.2019 08:36:00 | 108.358 | \$ -320.0 |
| 2920 | Sell | 01.07.2019 07:01:00 | 108.232 | 0.01 | 01.07.2019 09:39:00 | 108.211 | \$ 21.0 |
| 3356 | Sell | 01.07.2019 07:01:00 | 108.232 | 0.01 | 01.07.2019 09:39:00 | 108.211 | \$ 21.0 |
| 2922 | Sell | 01.07.2019 16:04:00 | 108.498 | 0.01 | 01.07.2019 16:24:00 | 108.382 | \$ 116.0 |
| 2921 | Sell | 01.07.2019 14:10:00 | 108.313 | 0.01 | 01.07.2019 16:24:00 | 108.382 | \$ -69.0 |
| 3358 | Sell | 01.07.2019 15:18:00 | 108.393 | 0.01 | 01.07.2019 17:02:00 | 108.318 | \$ 75.0 |
| 3357 | Sell | 01.07.2019 14:10:00 | 108.313 | 0.02 | 01.07.2019 17:02:00 | 108.318 | \$ -10.0 |
| 2923 | Sell | 02.07.2019 00:43:00 | 108.439 | 0.01 | 02.07.2019 00:46:00 | 108.416 | \$ 23.0 |
| 3359 | Sell | 02.07.2019 00:43:00 | 108.439 | 0.01 | 02.07.2019 00:46:00 | 108.416 | \$ 23.0 |
| 4389 | Sell | 02.07.2019 10:00:00 | 108.43 | 0.03 | 02.07.2019 16:21:00 | 108.303 | \$ 381.0 |
| 4388 | Sell | 02.07.2019 09:56:00 | 108.455 | 0.05 | 02.07.2019 16:21:00 | 108.303 | \$ 760.0 |
| 4387 | Sell | 02.07.2019 00:39:00 | 108.376 | 0.03 | 02.07.2019 16:21:00 | 108.303 | \$ 219.0 |
| 4386 | Sell | 01.07.2019 23:14:00 | 108.367 | 0.05 | 02.07.2019 16:21:00 | 108.303 | \$ 270.85 |
| 4385 | Sell | 01.07.2019 15:18:00 | 108.393 | 0.03 | 02.07.2019 16:21:00 | 108.303 | \$ 240.51 |
| 4384 | Sell | 01.07.2019 14:10:00 | 108.313 | 0.05 | 02.07.2019 16:21:00 | 108.303 | \$ 0.85 |
| 4383 | Sell | 29.06.2019 05:42:00 | 107.878 | 0.03 | 02.07.2019 16:21:00 | 108.303 | \$ -1333.98 |
| 2924 | Buy | 02.07.2019 22:53:00 | 108.152 | 0.01 | 02.07.2019 23:00:00 | 108.174 | \$ 22.0 |
| 3360 | Buy | 02.07.2019 22:53:00 | 108.152 | 0.01 | 02.07.2019 23:00:00 | 108.174 | \$ 22.0 |
| 2925 | Buy | 03.07.2019 00:35:00 | 108.014 | 0.01 | 03.07.2019 00:42:00 | 108.034 | \$ 20.0 |
| 3361 | Buy | 03.07.2019 00:35:00 | 108.014 | 0.01 | 03.07.2019 00:42:00 | 108.034 | \$ 20.0 |
| 2926 | Buy | 03.07.2019 03:58:00 | 107.826 | 0.01 | 03.07.2019 04:00:00 | 107.849 | \$ 23.0 |
| 3362 | Buy | 03.07.2019 03:58:00 | 107.826 | 0.01 | 03.07.2019 04:00:00 | 107.849 | \$ 23.0 |
| 2929 | Buy | 03.07.2019 15:25:00 | 107.62 | 0.01 | 03.07.2019 16:27:00 | 107.688 | \$ 68.0 |
| 2928 | Buy | 03.07.2019 11:46:00 | 107.563 | 0.01 | 03.07.2019 16:27:00 | 107.688 | \$ 125.0 |
| 2927 | Buy | 03.07.2019 08:54:00 | 107.821 | 0.01 | 03.07.2019 16:27:00 | 107.688 | \$ -133.0 |
| 3366 | Buy | 03.07.2019 15:25:00 | 107.62 | 0.02 | 03.07.2019 16:47:00 | 107.725 | \$ 210.0 |

| | | | | | | | |
|------|------|---------------------|---------|------|---------------------|---------|-------------|
| 3365 | Buy | 03.07.2019 11:46:00 | 107.563 | 0.01 | 03.07.2019 16:47:00 | 107.725 | \$ 162.0 |
| 3364 | Buy | 03.07.2019 09:05:00 | 107.778 | 0.01 | 03.07.2019 16:47:00 | 107.725 | \$ -53.0 |
| 3363 | Buy | 03.07.2019 08:54:00 | 107.821 | 0.02 | 03.07.2019 16:47:00 | 107.725 | \$ -192.0 |
| 4399 | Sell | 04.07.2019 00:21:00 | 107.811 | 0.03 | 04.07.2019 00:31:00 | 107.785 | \$ 78.0 |
| 4400 | Sell | 04.07.2019 02:47:00 | 107.877 | 0.03 | 04.07.2019 05:38:00 | 107.847 | \$ 90.0 |
| 4398 | Buy | 03.07.2019 11:46:00 | 107.563 | 0.01 | 05.07.2019 16:54:00 | 108.024 | \$ 476.88 |
| 4397 | Buy | 03.07.2019 09:05:00 | 107.778 | 0.01 | 05.07.2019 16:54:00 | 108.024 | \$ 261.88 |
| 4396 | Buy | 03.07.2019 08:54:00 | 107.821 | 0.03 | 05.07.2019 16:54:00 | 108.024 | \$ 656.64 |
| 4395 | Buy | 03.07.2019 03:58:00 | 107.826 | 0.01 | 05.07.2019 16:54:00 | 108.024 | \$ 213.88 |
| 4394 | Buy | 03.07.2019 01:25:00 | 107.876 | 0.01 | 05.07.2019 16:54:00 | 108.024 | \$ 163.88 |
| 4393 | Buy | 02.07.2019 23:40:00 | 108.157 | 0.01 | 05.07.2019 16:54:00 | 108.024 | \$ -113.15 |
| 4392 | Buy | 02.07.2019 21:37:00 | 108.255 | 0.03 | 05.07.2019 16:54:00 | 108.024 | \$ -633.45 |
| 4391 | Buy | 02.07.2019 21:34:00 | 108.228 | 0.01 | 05.07.2019 16:54:00 | 108.024 | \$ -184.15 |
| 4390 | Buy | 02.07.2019 16:05:00 | 108.328 | 0.01 | 05.07.2019 16:54:00 | 108.024 | \$ -284.15 |
| 2930 | Sell | 05.07.2019 16:58:00 | 108.061 | 0.01 | 05.07.2019 17:13:00 | 108.039 | \$ 22.0 |
| 3367 | Sell | 05.07.2019 16:58:00 | 108.061 | 0.01 | 05.07.2019 17:13:00 | 108.039 | \$ 22.0 |
| 2931 | Sell | 05.07.2019 20:56:00 | 108.138 | 0.01 | 05.07.2019 21:28:00 | 108.118 | \$ 20.0 |
| 3368 | Sell | 05.07.2019 20:56:00 | 108.138 | 0.01 | 05.07.2019 21:28:00 | 108.118 | \$ 20.0 |
| 1585 | Sell | 05.07.2019 22:11:00 | 108.499 | 0.02 | 05.07.2019 22:25:00 | 108.405 | \$ 188.0 |
| 1584 | Sell | 05.07.2019 22:06:00 | 108.465 | 0.02 | 05.07.2019 22:25:00 | 108.405 | \$ 120.0 |
| 1583 | Sell | 05.07.2019 22:01:00 | 108.438 | 0.02 | 05.07.2019 22:25:00 | 108.405 | \$ 66.0 |
| 1582 | Sell | 05.07.2019 21:56:00 | 108.389 | 0.02 | 05.07.2019 22:25:00 | 108.405 | \$ -32.0 |
| 1581 | Sell | 05.07.2019 21:51:00 | 108.419 | 0.02 | 05.07.2019 22:25:00 | 108.405 | \$ 28.0 |
| 1580 | Sell | 05.07.2019 21:46:00 | 108.451 | 0.02 | 05.07.2019 22:25:00 | 108.405 | \$ 92.0 |
| 1579 | Sell | 05.07.2019 21:41:00 | 108.409 | 0.02 | 05.07.2019 22:25:00 | 108.405 | \$ 8.0 |
| 1578 | Sell | 05.07.2019 21:36:00 | 108.352 | 0.02 | 05.07.2019 22:25:00 | 108.405 | \$ -106.0 |
| 1586 | Sell | 05.07.2019 22:53:00 | 108.588 | 0.02 | 05.07.2019 22:57:00 | 108.567 | \$ 42.0 |
| 3370 | Sell | 08.07.2019 07:15:00 | 108.547 | 0.02 | 08.07.2019 08:54:00 | 108.496 | \$ 102.0 |
| 3369 | Sell | 05.07.2019 22:43:00 | 108.46 | 0.01 | 08.07.2019 08:54:00 | 108.496 | \$ -45.83 |
| 2933 | Sell | 08.07.2019 07:15:00 | 108.547 | 0.01 | 08.07.2019 08:57:00 | 108.483 | \$ 64.0 |
| 2932 | Sell | 05.07.2019 22:43:00 | 108.46 | 0.01 | 08.07.2019 08:57:00 | 108.483 | \$ -32.83 |
| 2934 | Sell | 08.07.2019 09:56:00 | 108.545 | 0.01 | 08.07.2019 10:17:00 | 108.521 | \$ 24.0 |
| 3371 | Sell | 08.07.2019 09:56:00 | 108.545 | 0.02 | 08.07.2019 10:17:00 | 108.521 | \$ 48.0 |
| 2935 | Sell | 08.07.2019 22:30:00 | 108.641 | 0.01 | 08.07.2019 22:32:00 | 108.621 | \$ 20.0 |
| 3372 | Sell | 08.07.2019 22:30:00 | 108.641 | 0.01 | 08.07.2019 22:32:00 | 108.621 | \$ 20.0 |
| 2936 | Sell | 09.07.2019 00:50:00 | 108.709 | 0.01 | 09.07.2019 01:19:00 | 108.687 | \$ 22.0 |
| 3373 | Sell | 09.07.2019 00:50:00 | 108.709 | 0.01 | 09.07.2019 01:19:00 | 108.687 | \$ 22.0 |
| 2937 | Sell | 09.07.2019 04:10:00 | 108.758 | 0.01 | 09.07.2019 05:45:00 | 108.735 | \$ 23.0 |
| 3374 | Sell | 09.07.2019 04:10:00 | 108.758 | 0.01 | 09.07.2019 05:45:00 | 108.735 | \$ 23.0 |
| 2938 | Sell | 09.07.2019 09:40:00 | 108.863 | 0.01 | 09.07.2019 10:43:00 | 108.841 | \$ 22.0 |
| 3375 | Sell | 09.07.2019 09:40:00 | 108.863 | 0.01 | 09.07.2019 10:43:00 | 108.841 | \$ 22.0 |
| 2939 | Sell | 09.07.2019 18:01:00 | 108.916 | 0.01 | 09.07.2019 19:04:00 | 108.893 | \$ 23.0 |
| 3376 | Sell | 09.07.2019 18:01:00 | 108.916 | 0.01 | 09.07.2019 19:04:00 | 108.893 | \$ 23.0 |
| 4413 | Sell | 10.07.2019 09:01:00 | 108.944 | 0.03 | 10.07.2019 21:52:00 | 108.608 | \$ 1008.0 |
| 4412 | Sell | 10.07.2019 04:02:00 | 108.902 | 0.03 | 10.07.2019 21:52:00 | 108.608 | \$ 882.0 |
| 4411 | Sell | 09.07.2019 17:57:00 | 108.906 | 0.03 | 10.07.2019 21:52:00 | 108.608 | \$ 864.51 |
| 4410 | Sell | 09.07.2019 16:10:00 | 108.84 | 0.03 | 10.07.2019 21:52:00 | 108.608 | \$ 666.51 |
| 4409 | Sell | 09.07.2019 09:40:00 | 108.863 | 0.03 | 10.07.2019 21:52:00 | 108.608 | \$ 735.51 |
| 4408 | Sell | 09.07.2019 04:10:00 | 108.758 | 0.03 | 10.07.2019 21:52:00 | 108.608 | \$ 420.51 |
| 4407 | Sell | 09.07.2019 00:50:00 | 108.709 | 0.03 | 10.07.2019 21:52:00 | 108.608 | \$ 273.51 |
| 4406 | Sell | 08.07.2019 22:30:00 | 108.641 | 0.03 | 10.07.2019 21:52:00 | 108.608 | \$ 40.02 |
| 4405 | Sell | 08.07.2019 20:44:00 | 108.599 | 0.03 | 10.07.2019 21:52:00 | 108.608 | \$ -85.98 |
| 4404 | Sell | 08.07.2019 10:00:00 | 108.536 | 0.05 | 10.07.2019 21:52:00 | 108.608 | \$ -458.3 |
| 4403 | Sell | 05.07.2019 22:43:00 | 108.46 | 0.03 | 10.07.2019 21:52:00 | 108.608 | \$ -532.47 |
| 4402 | Sell | 05.07.2019 20:56:00 | 108.138 | 0.03 | 10.07.2019 21:52:00 | 108.608 | \$ -1498.47 |
| 4401 | Sell | 05.07.2019 16:54:00 | 108.008 | 0.03 | 10.07.2019 21:52:00 | 108.608 | \$ -1888.47 |
| 2940 | Buy | 10.07.2019 22:00:00 | 108.564 | 0.01 | 10.07.2019 22:00:00 | 108.586 | \$ 22.0 |
| 3377 | Buy | 10.07.2019 22:00:00 | 108.564 | 0.01 | 10.07.2019 22:00:00 | 108.586 | \$ 22.0 |
| 2941 | Buy | 10.07.2019 23:40:00 | 108.533 | 0.01 | 10.07.2019 23:40:00 | 108.554 | \$ 21.0 |
| 3378 | Buy | 10.07.2019 23:40:00 | 108.533 | 0.01 | 10.07.2019 23:40:00 | 108.554 | \$ 21.0 |

| | | | | | | | |
|------|------|---------------------|---------|------|---------------------|---------|------------|
| 2942 | Buy | 11.07.2019 03:04:00 | 108.388 | 0.01 | 11.07.2019 03:17:00 | 108.411 | \$ 23.0 |
| 3379 | Buy | 11.07.2019 03:04:00 | 108.388 | 0.01 | 11.07.2019 03:17:00 | 108.411 | \$ 23.0 |
| 2943 | Buy | 11.07.2019 06:09:00 | 108.392 | 0.01 | 11.07.2019 06:09:00 | 108.412 | \$ 20.0 |
| 3380 | Buy | 11.07.2019 06:09:00 | 108.392 | 0.02 | 11.07.2019 06:09:00 | 108.412 | \$ 40.0 |
| 2946 | Buy | 11.07.2019 13:04:00 | 107.917 | 0.01 | 11.07.2019 16:35:00 | 108.111 | \$ 194.0 |
| 2945 | Buy | 11.07.2019 11:08:00 | 108.051 | 0.01 | 11.07.2019 16:35:00 | 108.111 | \$ 60.0 |
| 2944 | Buy | 11.07.2019 09:05:00 | 108.302 | 0.01 | 11.07.2019 16:35:00 | 108.111 | \$ -191.0 |
| 3383 | Buy | 11.07.2019 13:04:00 | 107.917 | 0.01 | 11.07.2019 16:35:00 | 108.111 | \$ 194.0 |
| 3382 | Buy | 11.07.2019 11:08:00 | 108.051 | 0.01 | 11.07.2019 16:35:00 | 108.111 | \$ 60.0 |
| 3381 | Buy | 11.07.2019 09:05:00 | 108.298 | 0.01 | 11.07.2019 16:35:00 | 108.111 | \$ -187.0 |
| 4421 | Sell | 11.07.2019 22:53:00 | 108.327 | 0.03 | 11.07.2019 23:07:00 | 108.301 | \$ 78.0 |
| 4420 | Buy | 11.07.2019 13:04:00 | 107.917 | 0.01 | 12.07.2019 01:20:00 | 108.383 | \$ 469.97 |
| 4419 | Buy | 11.07.2019 11:08:00 | 108.051 | 0.01 | 12.07.2019 01:20:00 | 108.383 | \$ 335.97 |
| 4418 | Buy | 11.07.2019 09:05:00 | 108.298 | 0.01 | 12.07.2019 01:20:00 | 108.383 | \$ 88.97 |
| 4417 | Buy | 11.07.2019 06:09:00 | 108.392 | 0.03 | 12.07.2019 01:20:00 | 108.383 | \$ -15.09 |
| 4416 | Buy | 11.07.2019 03:04:00 | 108.388 | 0.01 | 12.07.2019 01:20:00 | 108.383 | \$ -1.03 |
| 4415 | Buy | 10.07.2019 23:25:00 | 108.615 | 0.01 | 12.07.2019 01:20:00 | 108.383 | \$ -216.12 |
| 4414 | Buy | 10.07.2019 21:31:00 | 108.776 | 0.01 | 12.07.2019 01:20:00 | 108.383 | \$ -377.12 |
| 3386 | Sell | 12.07.2019 08:53:00 | 108.556 | 0.01 | 12.07.2019 09:49:00 | 108.48 | \$ 76.0 |
| 3385 | Sell | 12.07.2019 08:50:00 | 108.537 | 0.02 | 12.07.2019 09:49:00 | 108.48 | \$ 114.0 |
| 3384 | Sell | 12.07.2019 01:21:00 | 108.381 | 0.01 | 12.07.2019 09:49:00 | 108.48 | \$ -99.0 |
| 4424 | Sell | 12.07.2019 08:53:00 | 108.556 | 0.03 | 12.07.2019 09:52:00 | 108.469 | \$ 261.0 |
| 4423 | Sell | 12.07.2019 08:50:00 | 108.537 | 0.05 | 12.07.2019 09:52:00 | 108.469 | \$ 340.0 |
| 4422 | Sell | 12.07.2019 01:13:00 | 108.363 | 0.03 | 12.07.2019 09:52:00 | 108.469 | \$ -318.0 |
| 2948 | Sell | 12.07.2019 08:50:00 | 108.537 | 0.01 | 12.07.2019 10:05:00 | 108.438 | \$ 99.0 |
| 2947 | Sell | 12.07.2019 01:21:00 | 108.381 | 0.01 | 12.07.2019 10:05:00 | 108.438 | \$ -57.0 |
| 4425 | Buy | 12.07.2019 14:01:00 | 108.311 | 0.01 | 12.07.2019 14:06:00 | 108.337 | \$ 26.0 |
| 4426 | Buy | 12.07.2019 17:05:00 | 108.308 | 0.01 | 12.07.2019 17:40:00 | 108.334 | \$ 26.0 |
| 4427 | Buy | 12.07.2019 21:55:00 | 108.261 | 0.01 | 12.07.2019 22:05:00 | 108.286 | \$ 25.0 |
| 4431 | Buy | 15.07.2019 08:52:00 | 107.847 | 0.03 | 15.07.2019 10:52:00 | 107.918 | \$ 213.0 |
| 4430 | Buy | 13.07.2019 03:51:00 | 107.836 | 0.01 | 15.07.2019 10:52:00 | 107.918 | \$ 85.97 |
| 4429 | Buy | 13.07.2019 01:51:00 | 107.949 | 0.01 | 15.07.2019 10:52:00 | 107.918 | \$ -27.03 |
| 4428 | Buy | 12.07.2019 23:59:00 | 108.028 | 0.01 | 15.07.2019 10:52:00 | 107.918 | \$ -106.03 |
| 3390 | Buy | 15.07.2019 08:52:00 | 107.847 | 0.02 | 15.07.2019 11:03:00 | 107.965 | \$ 236.0 |
| 3389 | Buy | 13.07.2019 02:49:00 | 107.9 | 0.01 | 15.07.2019 11:03:00 | 107.965 | \$ 68.97 |
| 3388 | Buy | 13.07.2019 00:18:00 | 107.979 | 0.01 | 15.07.2019 11:03:00 | 107.965 | \$ -10.03 |
| 3387 | Buy | 12.07.2019 22:31:00 | 108.143 | 0.01 | 15.07.2019 11:03:00 | 107.965 | \$ -174.03 |
| 2952 | Buy | 15.07.2019 08:52:00 | 107.847 | 0.01 | 15.07.2019 11:26:00 | 107.988 | \$ 141.0 |
| 2951 | Buy | 13.07.2019 02:49:00 | 107.9 | 0.01 | 15.07.2019 11:26:00 | 107.988 | \$ 91.97 |
| 2950 | Buy | 13.07.2019 00:18:00 | 107.979 | 0.01 | 15.07.2019 11:26:00 | 107.988 | \$ 12.97 |
| 2949 | Buy | 12.07.2019 22:31:00 | 108.143 | 0.01 | 15.07.2019 11:26:00 | 107.988 | \$ -151.03 |
| 4432 | Buy | 15.07.2019 16:00:00 | 107.95 | 0.01 | 15.07.2019 16:08:00 | 107.977 | \$ 27.0 |
| 4433 | Buy | 16.07.2019 07:13:00 | 107.852 | 0.01 | 16.07.2019 08:26:00 | 107.878 | \$ 26.0 |
| 4434 | Sell | 16.07.2019 10:10:00 | 107.984 | 0.03 | 16.07.2019 10:44:00 | 107.958 | \$ 78.0 |
| 4435 | Sell | 16.07.2019 15:00:00 | 108.033 | 0.03 | 16.07.2019 18:08:00 | 108.007 | \$ 78.0 |
| 2953 | Sell | 16.07.2019 22:14:00 | 108.259 | 0.01 | 16.07.2019 22:19:00 | 108.237 | \$ 22.0 |
| 3391 | Sell | 16.07.2019 22:14:00 | 108.259 | 0.01 | 16.07.2019 22:19:00 | 108.237 | \$ 22.0 |
| 2954 | Sell | 16.07.2019 23:56:00 | 108.268 | 0.01 | 17.07.2019 01:10:00 | 108.245 | \$ 13.17 |
| 3392 | Sell | 16.07.2019 23:56:00 | 108.268 | 0.01 | 17.07.2019 01:10:00 | 108.245 | \$ 13.17 |
| 2955 | Sell | 17.07.2019 02:31:00 | 108.308 | 0.01 | 17.07.2019 02:47:00 | 108.288 | \$ 20.0 |
| 3393 | Sell | 17.07.2019 02:31:00 | 108.308 | 0.01 | 17.07.2019 02:47:00 | 108.288 | \$ 20.0 |
| 3394 | Sell | 17.07.2019 03:28:00 | 108.339 | 0.02 | 17.07.2019 04:46:00 | 108.317 | \$ 44.0 |
| 4439 | Sell | 17.07.2019 03:28:00 | 108.339 | 0.05 | 17.07.2019 05:59:00 | 108.239 | \$ 500.0 |
| 4438 | Sell | 17.07.2019 02:31:00 | 108.308 | 0.03 | 17.07.2019 05:59:00 | 108.239 | \$ 207.0 |
| 4437 | Sell | 16.07.2019 23:56:00 | 108.268 | 0.03 | 17.07.2019 05:59:00 | 108.239 | \$ 57.51 |
| 4436 | Sell | 16.07.2019 21:30:00 | 108.093 | 0.03 | 17.07.2019 05:59:00 | 108.239 | \$ -467.49 |
| 4440 | Sell | 17.07.2019 16:56:00 | 108.265 | 0.03 | 17.07.2019 21:32:00 | 108.24 | \$ 75.0 |
| 4441 | Sell | 17.07.2019 22:04:00 | 108.314 | 0.03 | 17.07.2019 22:23:00 | 108.288 | \$ 78.0 |
| 2956 | Buy | 18.07.2019 03:03:00 | 108.041 | 0.01 | 18.07.2019 03:16:00 | 108.063 | \$ 22.0 |
| 3395 | Buy | 18.07.2019 03:03:00 | 108.041 | 0.01 | 18.07.2019 03:16:00 | 108.063 | \$ 22.0 |

| | | | | | | | |
|------|------|---------------------|---------|------|---------------------|---------|------------|
| 3399 | Buy | 18.07.2019 15:04:00 | 107.662 | 0.02 | 18.07.2019 19:37:00 | 107.807 | \$ 290.0 |
| 3398 | Buy | 18.07.2019 10:56:00 | 107.697 | 0.01 | 18.07.2019 19:37:00 | 107.807 | \$ 110.0 |
| 3397 | Buy | 18.07.2019 09:16:00 | 107.894 | 0.01 | 18.07.2019 19:37:00 | 107.807 | \$ -87.0 |
| 3396 | Buy | 18.07.2019 05:38:00 | 108.017 | 0.01 | 18.07.2019 19:37:00 | 107.807 | \$ -210.0 |
| 2960 | Buy | 18.07.2019 15:04:00 | 107.662 | 0.01 | 18.07.2019 19:40:00 | 107.838 | \$ 176.0 |
| 2959 | Buy | 18.07.2019 10:56:00 | 107.697 | 0.01 | 18.07.2019 19:40:00 | 107.838 | \$ 141.0 |
| 2958 | Buy | 18.07.2019 09:16:00 | 107.894 | 0.01 | 18.07.2019 19:40:00 | 107.838 | \$ -56.0 |
| 2957 | Buy | 18.07.2019 05:38:00 | 108.017 | 0.01 | 18.07.2019 19:40:00 | 107.838 | \$ -179.0 |
| 4447 | Buy | 18.07.2019 15:04:00 | 107.662 | 0.03 | 18.07.2019 19:53:00 | 107.873 | \$ 633.0 |
| 4446 | Buy | 18.07.2019 10:56:00 | 107.697 | 0.01 | 18.07.2019 19:53:00 | 107.873 | \$ 176.0 |
| 4445 | Buy | 18.07.2019 09:16:00 | 107.894 | 0.01 | 18.07.2019 19:53:00 | 107.873 | \$ -21.0 |
| 4444 | Buy | 18.07.2019 05:38:00 | 108.017 | 0.01 | 18.07.2019 19:53:00 | 107.873 | \$ -144.0 |
| 4443 | Buy | 18.07.2019 03:03:00 | 108.054 | 0.01 | 18.07.2019 19:53:00 | 107.873 | \$ -181.0 |
| 4442 | Buy | 17.07.2019 23:49:00 | 108.12 | 0.01 | 18.07.2019 19:53:00 | 107.873 | \$ -235.09 |
| 4448 | Sell | 18.07.2019 22:28:00 | 107.966 | 0.03 | 18.07.2019 23:02:00 | 107.94 | \$ 78.0 |
| 2961 | Buy | 19.07.2019 03:25:00 | 107.556 | 0.01 | 19.07.2019 07:24:00 | 107.58 | \$ 24.0 |
| 3400 | Buy | 19.07.2019 03:25:00 | 107.556 | 0.01 | 19.07.2019 07:24:00 | 107.58 | \$ 24.0 |
| 4450 | Buy | 19.07.2019 04:29:00 | 107.339 | 0.01 | 19.07.2019 07:24:00 | 107.58 | \$ 241.0 |
| 4449 | Buy | 19.07.2019 02:49:00 | 107.765 | 0.01 | 19.07.2019 07:24:00 | 107.58 | \$ -185.0 |
| 2962 | Buy | 19.07.2019 08:35:00 | 107.398 | 0.01 | 19.07.2019 08:54:00 | 107.419 | \$ 21.0 |
| 3401 | Buy | 19.07.2019 08:35:00 | 107.398 | 0.02 | 19.07.2019 08:54:00 | 107.419 | \$ 42.0 |
| 4451 | Buy | 19.07.2019 08:35:00 | 107.398 | 0.03 | 19.07.2019 09:11:00 | 107.424 | \$ 78.0 |
| 4453 | Sell | 19.07.2019 20:36:00 | 107.676 | 0.05 | 19.07.2019 20:51:00 | 107.65 | \$ 130.0 |
| 4452 | Sell | 19.07.2019 20:35:00 | 107.685 | 0.03 | 19.07.2019 20:51:00 | 107.65 | \$ 105.0 |
| 4454 | Sell | 19.07.2019 23:58:00 | 107.745 | 0.03 | 20.07.2019 00:08:00 | 107.72 | \$ 75.0 |
| 2963 | Sell | 20.07.2019 03:11:00 | 107.896 | 0.01 | 20.07.2019 03:27:00 | 107.873 | \$ 23.0 |
| 3402 | Sell | 20.07.2019 03:11:00 | 107.896 | 0.01 | 20.07.2019 03:27:00 | 107.873 | \$ 23.0 |
| 4455 | Sell | 20.07.2019 03:11:00 | 107.896 | 0.03 | 20.07.2019 03:27:00 | 107.869 | \$ 81.0 |
| 2964 | Sell | 22.07.2019 09:51:00 | 107.902 | 0.01 | 22.07.2019 16:32:00 | 107.881 | \$ 21.0 |
| 3403 | Sell | 22.07.2019 09:51:00 | 107.902 | 0.01 | 22.07.2019 16:32:00 | 107.881 | \$ 21.0 |
| 4456 | Sell | 22.07.2019 09:51:00 | 107.89 | 0.03 | 22.07.2019 16:40:00 | 107.863 | \$ 81.0 |
| 4457 | Sell | 22.07.2019 21:19:00 | 107.975 | 0.03 | 22.07.2019 21:24:00 | 107.949 | \$ 78.0 |
| 4458 | Sell | 22.07.2019 23:11:00 | 107.95 | 0.03 | 22.07.2019 23:42:00 | 107.921 | \$ 87.0 |
| 4459 | Buy | 23.07.2019 02:51:00 | 107.813 | 0.01 | 23.07.2019 03:10:00 | 107.839 | \$ 26.0 |
| 2965 | Sell | 23.07.2019 13:38:00 | 108.145 | 0.01 | 23.07.2019 15:23:00 | 108.124 | \$ 21.0 |
| 3404 | Sell | 23.07.2019 13:38:00 | 108.145 | 0.01 | 23.07.2019 15:23:00 | 108.124 | \$ 21.0 |
| 2966 | Sell | 23.07.2019 22:44:00 | 108.26 | 0.01 | 23.07.2019 22:59:00 | 108.24 | \$ 20.0 |
| 3405 | Sell | 23.07.2019 22:44:00 | 108.26 | 0.01 | 23.07.2019 22:59:00 | 108.24 | \$ 20.0 |
| 4462 | Sell | 23.07.2019 22:42:00 | 108.247 | 0.03 | 23.07.2019 23:28:00 | 108.094 | \$ 459.0 |
| 4461 | Sell | 23.07.2019 13:38:00 | 108.145 | 0.03 | 23.07.2019 23:28:00 | 108.094 | \$ 153.0 |
| 4460 | Sell | 23.07.2019 09:17:00 | 107.965 | 0.03 | 23.07.2019 23:28:00 | 108.094 | \$ -387.0 |
| 4463 | Sell | 24.07.2019 03:00:00 | 108.197 | 0.03 | 24.07.2019 09:51:00 | 108.172 | \$ 75.0 |
| 4464 | Buy | 24.07.2019 16:21:00 | 108.07 | 0.01 | 24.07.2019 19:15:00 | 108.098 | \$ 28.0 |
| 4465 | Buy | 24.07.2019 23:06:00 | 107.982 | 0.01 | 24.07.2019 23:10:00 | 108.008 | \$ 26.0 |
| 4466 | Sell | 25.07.2019 03:04:00 | 108.176 | 0.03 | 25.07.2019 06:11:00 | 108.15 | \$ 78.0 |
| 4467 | Sell | 25.07.2019 22:05:00 | 108.247 | 0.03 | 25.07.2019 22:07:00 | 108.222 | \$ 75.0 |
| 1587 | Sell | 25.07.2019 23:00:00 | 108.487 | 0.02 | 25.07.2019 23:08:00 | 108.465 | \$ 44.0 |
| 2967 | Sell | 25.07.2019 22:55:00 | 108.486 | 0.01 | 25.07.2019 23:08:00 | 108.465 | \$ 21.0 |
| 3406 | Sell | 25.07.2019 22:55:00 | 108.486 | 0.01 | 25.07.2019 23:08:00 | 108.465 | \$ 21.0 |
| 2969 | Sell | 26.07.2019 03:45:00 | 108.728 | 0.01 | 26.07.2019 05:11:00 | 108.655 | \$ 73.0 |
| 2968 | Sell | 26.07.2019 01:08:00 | 108.624 | 0.01 | 26.07.2019 05:11:00 | 108.655 | \$ -31.0 |
| 3408 | Sell | 26.07.2019 03:45:00 | 108.728 | 0.01 | 26.07.2019 05:11:00 | 108.655 | \$ 73.0 |
| 3407 | Sell | 26.07.2019 01:08:00 | 108.624 | 0.01 | 26.07.2019 05:11:00 | 108.655 | \$ -31.0 |
| 2970 | Sell | 26.07.2019 09:03:00 | 108.713 | 0.01 | 26.07.2019 09:09:00 | 108.689 | \$ 24.0 |
| 3409 | Sell | 26.07.2019 09:03:00 | 108.713 | 0.02 | 26.07.2019 09:09:00 | 108.689 | \$ 48.0 |
| 4469 | Sell | 26.07.2019 03:45:00 | 108.728 | 0.03 | 26.07.2019 12:07:00 | 108.585 | \$ 429.0 |
| 4468 | Sell | 25.07.2019 23:56:00 | 108.493 | 0.03 | 26.07.2019 12:07:00 | 108.585 | \$ -305.49 |
| 4470 | Sell | 26.07.2019 21:31:00 | 108.786 | 0.03 | 26.07.2019 21:33:00 | 108.761 | \$ 75.0 |
| 4471 | Sell | 26.07.2019 23:20:00 | 108.794 | 0.03 | 26.07.2019 23:20:00 | 108.766 | \$ 84.0 |
| 4472 | Buy | 29.07.2019 09:21:00 | 108.592 | 0.01 | 29.07.2019 14:59:00 | 108.617 | \$ 25.0 |

| | | | | | | | |
|------|------|---------------------|---------|------|---------------------|---------|------------|
| 2971 | Sell | 30.07.2019 00:00:00 | 108.834 | 0.01 | 30.07.2019 02:48:00 | 108.81 | \$ 24.0 |
| 3410 | Sell | 30.07.2019 00:00:00 | 108.834 | 0.01 | 30.07.2019 02:48:00 | 108.81 | \$ 24.0 |
| 2972 | Sell | 30.07.2019 09:08:00 | 108.945 | 0.01 | 30.07.2019 09:10:00 | 108.924 | \$ 21.0 |
| 3411 | Sell | 30.07.2019 09:08:00 | 108.945 | 0.01 | 30.07.2019 09:10:00 | 108.924 | \$ 21.0 |
| 4474 | Sell | 30.07.2019 09:08:00 | 108.935 | 0.03 | 30.07.2019 10:17:00 | 108.794 | \$ 423.0 |
| 4473 | Sell | 29.07.2019 23:35:00 | 108.707 | 0.03 | 30.07.2019 10:17:00 | 108.794 | \$ -290.49 |
| 2973 | Buy | 30.07.2019 18:03:00 | 108.571 | 0.01 | 30.07.2019 19:49:00 | 108.594 | \$ 23.0 |
| 3412 | Buy | 30.07.2019 18:03:00 | 108.571 | 0.01 | 30.07.2019 19:49:00 | 108.594 | \$ 23.0 |
| 4477 | Buy | 30.07.2019 19:19:00 | 108.528 | 0.01 | 30.07.2019 19:59:00 | 108.623 | \$ 95.0 |
| 4476 | Buy | 30.07.2019 17:25:00 | 108.58 | 0.01 | 30.07.2019 19:59:00 | 108.623 | \$ 43.0 |
| 4475 | Buy | 30.07.2019 12:56:00 | 108.674 | 0.01 | 30.07.2019 19:59:00 | 108.623 | \$ -51.0 |
| 2974 | Buy | 30.07.2019 20:17:00 | 108.503 | 0.01 | 30.07.2019 20:41:00 | 108.526 | \$ 23.0 |
| 3413 | Buy | 30.07.2019 20:17:00 | 108.503 | 0.01 | 30.07.2019 20:41:00 | 108.526 | \$ 23.0 |
| 4478 | Buy | 31.07.2019 09:09:00 | 108.534 | 0.01 | 31.07.2019 09:14:00 | 108.56 | \$ 26.0 |
| 4479 | Sell | 01.08.2019 03:01:00 | 108.727 | 0.03 | 01.08.2019 03:12:00 | 108.701 | \$ 78.0 |
| 2975 | Sell | 01.08.2019 03:50:00 | 108.943 | 0.01 | 01.08.2019 03:51:00 | 108.922 | \$ 21.0 |
| 3414 | Sell | 01.08.2019 03:50:00 | 108.943 | 0.01 | 01.08.2019 03:51:00 | 108.922 | \$ 21.0 |
| 4480 | Sell | 01.08.2019 04:41:00 | 108.895 | 0.03 | 01.08.2019 04:48:00 | 108.868 | \$ 81.0 |
| 1588 | Sell | 01.08.2019 09:17:00 | 109.057 | 0.02 | 01.08.2019 09:19:00 | 109.036 | \$ 42.0 |
| 1600 | Sell | 01.08.2019 10:17:00 | 109.28 | 0.02 | 01.08.2019 10:43:00 | 109.193 | \$ 174.0 |
| 1599 | Sell | 01.08.2019 10:12:00 | 109.258 | 0.02 | 01.08.2019 10:43:00 | 109.193 | \$ 130.0 |
| 1598 | Sell | 01.08.2019 10:07:00 | 109.24 | 0.02 | 01.08.2019 10:43:00 | 109.193 | \$ 94.0 |
| 1597 | Sell | 01.08.2019 10:02:00 | 109.266 | 0.02 | 01.08.2019 10:43:00 | 109.193 | \$ 146.0 |
| 1596 | Sell | 01.08.2019 09:57:00 | 109.248 | 0.02 | 01.08.2019 10:43:00 | 109.193 | \$ 110.0 |
| 1595 | Sell | 01.08.2019 09:52:00 | 109.244 | 0.02 | 01.08.2019 10:43:00 | 109.193 | \$ 102.0 |
| 1594 | Sell | 01.08.2019 09:47:00 | 109.293 | 0.02 | 01.08.2019 10:43:00 | 109.193 | \$ 200.0 |
| 1593 | Sell | 01.08.2019 09:42:00 | 109.195 | 0.02 | 01.08.2019 10:43:00 | 109.193 | \$ 4.0 |
| 1592 | Sell | 01.08.2019 09:37:00 | 109.202 | 0.02 | 01.08.2019 10:43:00 | 109.193 | \$ 18.0 |
| 1591 | Sell | 01.08.2019 09:32:00 | 109.166 | 0.02 | 01.08.2019 10:43:00 | 109.193 | \$ -54.0 |
| 1590 | Sell | 01.08.2019 09:27:00 | 109.134 | 0.02 | 01.08.2019 10:43:00 | 109.193 | \$ -118.0 |
| 1589 | Sell | 01.08.2019 09:22:00 | 109.034 | 0.02 | 01.08.2019 10:43:00 | 109.193 | \$ -318.0 |
| 2976 | Sell | 01.08.2019 09:13:00 | 108.895 | 0.01 | 01.08.2019 21:09:00 | 108.872 | \$ 23.0 |
| 3415 | Sell | 01.08.2019 09:13:00 | 108.895 | 0.01 | 01.08.2019 21:09:00 | 108.872 | \$ 23.0 |
| 4481 | Sell | 01.08.2019 09:13:00 | 108.895 | 0.03 | 01.08.2019 21:09:00 | 108.869 | \$ 78.0 |
| 1601 | Buy | 01.08.2019 23:59:00 | 108.175 | 0.02 | 02.08.2019 00:00:00 | 108.197 | \$ 51.94 |
| 1602 | Buy | 02.08.2019 02:29:00 | 107.927 | 0.02 | 02.08.2019 02:30:00 | 107.948 | \$ 42.0 |
| 1612 | Buy | 02.08.2019 03:19:00 | 107.498 | 0.02 | 02.08.2019 03:19:00 | 107.569 | \$ 142.0 |
| 1611 | Buy | 02.08.2019 03:14:00 | 107.415 | 0.02 | 02.08.2019 03:19:00 | 107.569 | \$ 308.0 |
| 1610 | Buy | 02.08.2019 03:09:00 | 107.427 | 0.02 | 02.08.2019 03:19:00 | 107.569 | \$ 284.0 |
| 1609 | Buy | 02.08.2019 03:04:00 | 107.454 | 0.02 | 02.08.2019 03:19:00 | 107.569 | \$ 230.0 |
| 1608 | Buy | 02.08.2019 02:59:00 | 107.356 | 0.02 | 02.08.2019 03:19:00 | 107.569 | \$ 426.0 |
| 1607 | Buy | 02.08.2019 02:54:00 | 107.515 | 0.02 | 02.08.2019 03:19:00 | 107.569 | \$ 108.0 |
| 1606 | Buy | 02.08.2019 02:49:00 | 107.607 | 0.02 | 02.08.2019 03:19:00 | 107.569 | \$ -76.0 |
| 1605 | Buy | 02.08.2019 02:44:00 | 107.599 | 0.02 | 02.08.2019 03:19:00 | 107.569 | \$ -60.0 |
| 1604 | Buy | 02.08.2019 02:39:00 | 107.772 | 0.02 | 02.08.2019 03:19:00 | 107.569 | \$ -406.0 |
| 1603 | Buy | 02.08.2019 02:34:00 | 107.844 | 0.02 | 02.08.2019 03:19:00 | 107.569 | \$ -550.0 |
| 1617 | Buy | 02.08.2019 03:44:00 | 107.392 | 0.02 | 02.08.2019 03:48:00 | 107.465 | \$ 146.0 |
| 1616 | Buy | 02.08.2019 03:39:00 | 107.403 | 0.02 | 02.08.2019 03:48:00 | 107.465 | \$ 124.0 |
| 1615 | Buy | 02.08.2019 03:34:00 | 107.414 | 0.02 | 02.08.2019 03:48:00 | 107.465 | \$ 102.0 |
| 1614 | Buy | 02.08.2019 03:29:00 | 107.459 | 0.02 | 02.08.2019 03:48:00 | 107.465 | \$ 12.0 |
| 1613 | Buy | 02.08.2019 03:24:00 | 107.557 | 0.02 | 02.08.2019 03:48:00 | 107.465 | \$ -184.0 |
| 1618 | Buy | 02.08.2019 09:35:00 | 107.238 | 0.02 | 02.08.2019 09:41:00 | 107.26 | \$ 44.0 |
| 1627 | Buy | 02.08.2019 10:30:00 | 107.028 | 0.02 | 02.08.2019 10:54:00 | 107.104 | \$ 152.0 |
| 1626 | Buy | 02.08.2019 10:25:00 | 106.966 | 0.02 | 02.08.2019 10:54:00 | 107.104 | \$ 276.0 |
| 1625 | Buy | 02.08.2019 10:20:00 | 106.891 | 0.02 | 02.08.2019 10:54:00 | 107.104 | \$ 426.0 |
| 1624 | Buy | 02.08.2019 10:15:00 | 107.053 | 0.02 | 02.08.2019 10:54:00 | 107.104 | \$ 102.0 |
| 1623 | Buy | 02.08.2019 10:10:00 | 107.117 | 0.02 | 02.08.2019 10:54:00 | 107.104 | \$ -26.0 |
| 1622 | Buy | 02.08.2019 10:05:00 | 107.167 | 0.02 | 02.08.2019 10:54:00 | 107.104 | \$ -126.0 |
| 1621 | Buy | 02.08.2019 10:00:00 | 107.142 | 0.02 | 02.08.2019 10:54:00 | 107.104 | \$ -76.0 |
| 1620 | Buy | 02.08.2019 09:55:00 | 107.137 | 0.02 | 02.08.2019 10:54:00 | 107.104 | \$ -66.0 |

| | | | | | | | |
|------|-----|---------------------|---------|------|---------------------|---------|-------------|
| 1619 | Buy | 02.08.2019 09:50:00 | 107.217 | 0.02 | 02.08.2019 10:54:00 | 107.104 | \$ -226.0 |
| 3430 | Buy | 02.08.2019 21:36:00 | 106.687 | 0.02 | 02.08.2019 22:02:00 | 107.251 | \$ 1128.0 |
| 3429 | Buy | 02.08.2019 21:31:00 | 106.677 | 0.01 | 02.08.2019 22:02:00 | 107.251 | \$ 574.0 |
| 3428 | Buy | 02.08.2019 19:56:00 | 106.841 | 0.02 | 02.08.2019 22:02:00 | 107.251 | \$ 820.0 |
| 3427 | Buy | 02.08.2019 18:03:00 | 106.888 | 0.02 | 02.08.2019 22:02:00 | 107.251 | \$ 726.0 |
| 3426 | Buy | 02.08.2019 15:26:00 | 107.062 | 0.02 | 02.08.2019 22:02:00 | 107.251 | \$ 378.0 |
| 3425 | Buy | 02.08.2019 13:04:00 | 107.016 | 0.02 | 02.08.2019 22:02:00 | 107.251 | \$ 470.0 |
| 3424 | Buy | 02.08.2019 10:12:00 | 107.043 | 0.01 | 02.08.2019 22:02:00 | 107.251 | \$ 208.0 |
| 3423 | Buy | 02.08.2019 10:10:00 | 107.117 | 0.02 | 02.08.2019 22:02:00 | 107.251 | \$ 268.0 |
| 3422 | Buy | 02.08.2019 08:25:00 | 107.386 | 0.02 | 02.08.2019 22:02:00 | 107.251 | \$ -270.0 |
| 3421 | Buy | 02.08.2019 06:00:00 | 107.354 | 0.02 | 02.08.2019 22:02:00 | 107.251 | \$ -206.0 |
| 3420 | Buy | 02.08.2019 05:58:00 | 107.356 | 0.01 | 02.08.2019 22:02:00 | 107.251 | \$ -105.0 |
| 3419 | Buy | 02.08.2019 03:31:00 | 107.424 | 0.01 | 02.08.2019 22:02:00 | 107.251 | \$ -173.0 |
| 3418 | Buy | 02.08.2019 01:35:00 | 108.219 | 0.01 | 02.08.2019 22:02:00 | 107.251 | \$ -968.0 |
| 3417 | Buy | 01.08.2019 23:37:00 | 108.235 | 0.01 | 02.08.2019 22:02:00 | 107.251 | \$ -980.03 |
| 3416 | Buy | 01.08.2019 21:57:00 | 108.646 | 0.01 | 02.08.2019 22:02:00 | 107.251 | \$ -1391.03 |
| 4496 | Buy | 02.08.2019 21:36:00 | 106.687 | 0.03 | 02.08.2019 22:02:00 | 107.22 | \$ 1599.0 |
| 4495 | Buy | 02.08.2019 21:31:00 | 106.677 | 0.01 | 02.08.2019 22:02:00 | 107.22 | \$ 543.0 |
| 4494 | Buy | 02.08.2019 19:56:00 | 106.841 | 0.03 | 02.08.2019 22:02:00 | 107.22 | \$ 1137.0 |
| 4493 | Buy | 02.08.2019 18:03:00 | 106.888 | 0.03 | 02.08.2019 22:02:00 | 107.22 | \$ 996.0 |
| 4492 | Buy | 02.08.2019 15:49:00 | 107.003 | 0.03 | 02.08.2019 22:02:00 | 107.22 | \$ 651.0 |
| 4491 | Buy | 02.08.2019 13:04:00 | 107.016 | 0.03 | 02.08.2019 22:02:00 | 107.22 | \$ 612.0 |
| 4490 | Buy | 02.08.2019 10:12:00 | 107.043 | 0.01 | 02.08.2019 22:02:00 | 107.22 | \$ 177.0 |
| 4489 | Buy | 02.08.2019 10:10:00 | 107.117 | 0.03 | 02.08.2019 22:02:00 | 107.22 | \$ 309.0 |
| 4488 | Buy | 02.08.2019 08:25:00 | 107.386 | 0.03 | 02.08.2019 22:02:00 | 107.22 | \$ -498.0 |
| 4487 | Buy | 02.08.2019 06:00:00 | 107.354 | 0.03 | 02.08.2019 22:02:00 | 107.22 | \$ -402.0 |
| 4486 | Buy | 02.08.2019 05:58:00 | 107.356 | 0.01 | 02.08.2019 22:02:00 | 107.22 | \$ -136.0 |
| 4485 | Buy | 02.08.2019 03:31:00 | 107.424 | 0.01 | 02.08.2019 22:02:00 | 107.22 | \$ -204.0 |
| 4484 | Buy | 02.08.2019 01:35:00 | 108.219 | 0.01 | 02.08.2019 22:02:00 | 107.22 | \$ -999.0 |
| 4483 | Buy | 01.08.2019 22:49:00 | 108.48 | 0.01 | 02.08.2019 22:02:00 | 107.22 | \$ -1256.03 |
| 4482 | Buy | 01.08.2019 21:09:00 | 108.888 | 0.01 | 02.08.2019 22:02:00 | 107.22 | \$ -1664.03 |
| 3431 | Buy | 02.08.2019 23:13:00 | 106.708 | 0.01 | 02.08.2019 23:22:00 | 106.729 | \$ 21.0 |
| 4498 | Buy | 02.08.2019 23:19:00 | 106.716 | 0.03 | 02.08.2019 23:22:00 | 106.739 | \$ 69.0 |
| 4497 | Buy | 02.08.2019 23:13:00 | 106.708 | 0.01 | 02.08.2019 23:22:00 | 106.739 | \$ 31.0 |
| 3433 | Buy | 03.08.2019 02:36:00 | 106.529 | 0.01 | 03.08.2019 02:46:00 | 106.582 | \$ 53.0 |
| 3432 | Buy | 03.08.2019 02:02:00 | 106.577 | 0.02 | 03.08.2019 02:46:00 | 106.582 | \$ 10.0 |
| 4500 | Buy | 03.08.2019 02:36:00 | 106.529 | 0.01 | 03.08.2019 02:46:00 | 106.591 | \$ 62.0 |
| 4499 | Buy | 03.08.2019 02:02:00 | 106.577 | 0.03 | 03.08.2019 02:46:00 | 106.591 | \$ 42.0 |
| 3434 | Buy | 05.08.2019 08:10:00 | 106.56 | 0.02 | 05.08.2019 08:15:00 | 106.581 | \$ 42.0 |
| 4501 | Buy | 05.08.2019 08:10:00 | 106.56 | 0.03 | 05.08.2019 08:16:00 | 106.586 | \$ 78.0 |
| 1629 | Buy | 05.08.2019 10:39:00 | 105.895 | 0.02 | 05.08.2019 10:42:00 | 105.973 | \$ 156.0 |
| 1628 | Buy | 05.08.2019 10:34:00 | 106.011 | 0.02 | 05.08.2019 10:42:00 | 105.973 | \$ -76.0 |
| 1630 | Buy | 05.08.2019 10:44:00 | 105.925 | 0.02 | 05.08.2019 10:46:00 | 105.947 | \$ 44.0 |
| 1631 | Buy | 05.08.2019 10:49:00 | 106.011 | 0.02 | 05.08.2019 10:53:00 | 106.031 | \$ 40.0 |
| 1632 | Buy | 05.08.2019 12:24:00 | 105.838 | 0.02 | 05.08.2019 12:30:00 | 105.859 | \$ 42.0 |
| 4506 | Buy | 05.08.2019 15:14:00 | 105.891 | 0.03 | 05.08.2019 15:33:00 | 106.001 | \$ 330.0 |
| 4505 | Buy | 05.08.2019 14:27:00 | 105.947 | 0.01 | 05.08.2019 15:33:00 | 106.001 | \$ 54.0 |
| 4504 | Buy | 05.08.2019 12:25:00 | 105.832 | 0.01 | 05.08.2019 15:33:00 | 106.001 | \$ 169.0 |
| 4503 | Buy | 05.08.2019 10:45:00 | 105.947 | 0.01 | 05.08.2019 15:33:00 | 106.001 | \$ 54.0 |
| 4502 | Buy | 05.08.2019 09:05:00 | 106.429 | 0.01 | 05.08.2019 15:33:00 | 106.001 | \$ -428.0 |
| 4507 | Buy | 05.08.2019 17:05:00 | 105.926 | 0.03 | 05.08.2019 17:22:00 | 105.953 | \$ 81.0 |
| 3439 | Buy | 05.08.2019 17:05:00 | 105.926 | 0.02 | 05.08.2019 17:37:00 | 106.026 | \$ 200.0 |
| 3438 | Buy | 05.08.2019 15:14:00 | 105.891 | 0.02 | 05.08.2019 17:37:00 | 106.026 | \$ 270.0 |
| 3437 | Buy | 05.08.2019 14:27:00 | 105.947 | 0.01 | 05.08.2019 17:37:00 | 106.026 | \$ 79.0 |
| 3436 | Buy | 05.08.2019 11:15:00 | 106.03 | 0.01 | 05.08.2019 17:37:00 | 106.026 | \$ -4.0 |
| 3435 | Buy | 05.08.2019 09:05:00 | 106.429 | 0.01 | 05.08.2019 17:37:00 | 106.026 | \$ -403.0 |
| 3440 | Buy | 05.08.2019 19:32:00 | 106.046 | 0.02 | 05.08.2019 19:55:00 | 106.068 | \$ 44.0 |
| 3441 | Buy | 05.08.2019 22:02:00 | 106.052 | 0.02 | 05.08.2019 22:11:00 | 106.073 | \$ 42.0 |
| 4508 | Buy | 05.08.2019 22:02:00 | 106.052 | 0.03 | 05.08.2019 22:12:00 | 106.078 | \$ 78.0 |
| 3443 | Buy | 05.08.2019 23:45:00 | 105.944 | 0.01 | 05.08.2019 23:47:00 | 105.991 | \$ 47.0 |

| | | | | | | | |
|------|------|---------------------|---------|------|---------------------|---------|-------------|
| 3442 | Buy | 05.08.2019 23:42:00 | 105.981 | 0.02 | 05.08.2019 23:47:00 | 105.991 | \$ 20.0 |
| 4510 | Buy | 05.08.2019 23:45:00 | 105.944 | 0.01 | 05.08.2019 23:49:00 | 105.997 | \$ 53.0 |
| 4509 | Buy | 05.08.2019 23:42:00 | 105.981 | 0.03 | 05.08.2019 23:49:00 | 105.997 | \$ 48.0 |
| 4511 | Buy | 06.08.2019 01:30:00 | 106.037 | 0.03 | 06.08.2019 01:31:00 | 106.063 | \$ 78.0 |
| 3444 | Buy | 06.08.2019 01:42:00 | 106.005 | 0.01 | 06.08.2019 01:44:00 | 106.025 | \$ 20.0 |
| 4512 | Buy | 06.08.2019 01:42:00 | 106.005 | 0.01 | 06.08.2019 01:44:00 | 106.03 | \$ 25.0 |
| 3445 | Buy | 06.08.2019 03:05:00 | 105.987 | 0.02 | 06.08.2019 03:06:00 | 106.01 | \$ 46.0 |
| 3446 | Buy | 06.08.2019 03:32:00 | 105.977 | 0.01 | 06.08.2019 03:33:00 | 105.999 | \$ 22.0 |
| 4514 | Buy | 06.08.2019 03:32:00 | 105.977 | 0.01 | 06.08.2019 03:34:00 | 106.022 | \$ 45.0 |
| 4513 | Buy | 06.08.2019 03:30:00 | 106.001 | 0.03 | 06.08.2019 03:34:00 | 106.022 | \$ 63.0 |
| 4516 | Buy | 06.08.2019 06:00:00 | 105.961 | 0.01 | 06.08.2019 06:51:00 | 105.99 | \$ 29.0 |
| 4515 | Buy | 06.08.2019 05:57:00 | 105.966 | 0.03 | 06.08.2019 06:51:00 | 105.99 | \$ 72.0 |
| 4517 | Buy | 06.08.2019 08:24:00 | 105.641 | 0.01 | 06.08.2019 09:05:00 | 105.669 | \$ 28.0 |
| 3448 | Buy | 06.08.2019 08:35:00 | 105.576 | 0.01 | 06.08.2019 09:30:00 | 105.73 | \$ 154.0 |
| 3447 | Buy | 06.08.2019 06:55:00 | 105.84 | 0.01 | 06.08.2019 09:30:00 | 105.73 | \$ -110.0 |
| 3002 | Buy | 06.08.2019 08:35:00 | 105.576 | 0.01 | 06.08.2019 13:02:00 | 106.728 | \$ 1152.0 |
| 3001 | Buy | 06.08.2019 06:55:00 | 105.84 | 0.01 | 06.08.2019 13:02:00 | 106.728 | \$ 888.0 |
| 3000 | Buy | 06.08.2019 03:31:00 | 105.998 | 0.01 | 06.08.2019 13:02:00 | 106.728 | \$ 730.0 |
| 2999 | Buy | 06.08.2019 01:42:00 | 106.005 | 0.01 | 06.08.2019 13:02:00 | 106.728 | \$ 723.0 |
| 2998 | Buy | 05.08.2019 23:42:00 | 105.981 | 0.01 | 06.08.2019 13:02:00 | 106.728 | \$ 750.97 |
| 2997 | Buy | 05.08.2019 22:02:00 | 106.052 | 0.01 | 06.08.2019 13:02:00 | 106.728 | \$ 679.97 |
| 2996 | Buy | 05.08.2019 19:32:00 | 106.046 | 0.01 | 06.08.2019 13:02:00 | 106.728 | \$ 685.97 |
| 2995 | Buy | 05.08.2019 17:05:00 | 105.926 | 0.01 | 06.08.2019 13:02:00 | 106.728 | \$ 805.97 |
| 2994 | Buy | 05.08.2019 14:27:00 | 105.953 | 0.01 | 06.08.2019 13:02:00 | 106.728 | \$ 778.97 |
| 2993 | Buy | 05.08.2019 11:36:00 | 105.969 | 0.01 | 06.08.2019 13:02:00 | 106.728 | \$ 762.97 |
| 2992 | Buy | 05.08.2019 09:53:00 | 106.317 | 0.01 | 06.08.2019 13:02:00 | 106.728 | \$ 414.97 |
| 2991 | Buy | 05.08.2019 08:10:00 | 106.56 | 0.01 | 06.08.2019 13:02:00 | 106.728 | \$ 171.97 |
| 2990 | Buy | 03.08.2019 02:02:00 | 106.577 | 0.01 | 06.08.2019 13:02:00 | 106.728 | \$ 158.94 |
| 2989 | Buy | 02.08.2019 23:16:00 | 106.667 | 0.01 | 06.08.2019 13:02:00 | 106.728 | \$ 68.94 |
| 2988 | Buy | 02.08.2019 21:36:00 | 106.686 | 0.01 | 06.08.2019 13:02:00 | 106.728 | \$ 49.94 |
| 2987 | Buy | 02.08.2019 19:56:00 | 106.841 | 0.01 | 06.08.2019 13:02:00 | 106.728 | \$ -105.06 |
| 2986 | Buy | 02.08.2019 18:03:00 | 106.888 | 0.01 | 06.08.2019 13:02:00 | 106.728 | \$ -152.06 |
| 2985 | Buy | 02.08.2019 15:26:00 | 107.062 | 0.01 | 06.08.2019 13:02:00 | 106.728 | \$ -326.06 |
| 2984 | Buy | 02.08.2019 13:04:00 | 107.016 | 0.01 | 06.08.2019 13:02:00 | 106.728 | \$ -280.06 |
| 2983 | Buy | 02.08.2019 10:10:00 | 107.117 | 0.01 | 06.08.2019 13:02:00 | 106.728 | \$ -381.06 |
| 2982 | Buy | 02.08.2019 08:25:00 | 107.386 | 0.01 | 06.08.2019 13:02:00 | 106.728 | \$ -650.06 |
| 2981 | Buy | 02.08.2019 05:58:00 | 107.356 | 0.01 | 06.08.2019 13:02:00 | 106.728 | \$ -620.06 |
| 2980 | Buy | 02.08.2019 03:31:00 | 107.424 | 0.01 | 06.08.2019 13:02:00 | 106.728 | \$ -688.06 |
| 2979 | Buy | 02.08.2019 01:35:00 | 108.219 | 0.01 | 06.08.2019 13:02:00 | 106.728 | \$ -1483.06 |
| 2978 | Buy | 01.08.2019 23:37:00 | 108.235 | 0.01 | 06.08.2019 13:02:00 | 106.728 | \$ -1495.09 |
| 2977 | Buy | 01.08.2019 21:57:00 | 108.646 | 0.01 | 06.08.2019 13:02:00 | 106.728 | \$ -1906.09 |
| 1635 | Sell | 06.08.2019 13:12:00 | 106.87 | 0.02 | 06.08.2019 13:16:00 | 106.804 | \$ 132.0 |
| 1634 | Sell | 06.08.2019 13:07:00 | 106.93 | 0.02 | 06.08.2019 13:16:00 | 106.804 | \$ 252.0 |
| 1633 | Sell | 06.08.2019 13:02:00 | 106.677 | 0.02 | 06.08.2019 13:16:00 | 106.804 | \$ -254.0 |
| 1636 | Sell | 06.08.2019 13:17:00 | 106.792 | 0.02 | 06.08.2019 13:19:00 | 106.771 | \$ 42.0 |
| 1637 | Sell | 06.08.2019 13:22:00 | 106.791 | 0.02 | 06.08.2019 13:23:00 | 106.77 | \$ 42.0 |
| 1639 | Sell | 06.08.2019 13:32:00 | 106.765 | 0.02 | 06.08.2019 13:33:00 | 106.724 | \$ 82.0 |
| 1638 | Sell | 06.08.2019 13:27:00 | 106.728 | 0.02 | 06.08.2019 13:33:00 | 106.724 | \$ 8.0 |
| 1640 | Sell | 06.08.2019 13:41:00 | 106.699 | 0.02 | 06.08.2019 13:42:00 | 106.677 | \$ 44.0 |
| 3004 | Sell | 06.08.2019 14:29:00 | 106.734 | 0.01 | 06.08.2019 15:12:00 | 106.478 | \$ 256.0 |
| 3003 | Sell | 06.08.2019 12:36:00 | 106.262 | 0.01 | 06.08.2019 15:12:00 | 106.478 | \$ -216.0 |
| 3450 | Sell | 06.08.2019 14:29:00 | 106.734 | 0.01 | 06.08.2019 15:12:00 | 106.478 | \$ 256.0 |
| 3449 | Sell | 06.08.2019 12:36:00 | 106.262 | 0.01 | 06.08.2019 15:12:00 | 106.478 | \$ -216.0 |
| 4519 | Sell | 06.08.2019 14:04:00 | 106.706 | 0.03 | 06.08.2019 15:16:00 | 106.437 | \$ 807.0 |
| 4518 | Sell | 06.08.2019 12:24:00 | 106.218 | 0.03 | 06.08.2019 15:16:00 | 106.437 | \$ -657.0 |
| 3005 | Sell | 06.08.2019 16:25:00 | 106.601 | 0.01 | 06.08.2019 16:28:00 | 106.578 | \$ 23.0 |
| 3451 | Sell | 06.08.2019 16:25:00 | 106.601 | 0.01 | 06.08.2019 16:28:00 | 106.578 | \$ 23.0 |
| 3452 | Sell | 06.08.2019 16:30:00 | 106.575 | 0.02 | 06.08.2019 16:31:00 | 106.552 | \$ 46.0 |
| 3454 | Sell | 06.08.2019 20:54:00 | 106.626 | 0.01 | 06.08.2019 21:10:00 | 106.484 | \$ 142.0 |
| 3453 | Sell | 06.08.2019 20:41:00 | 106.443 | 0.02 | 06.08.2019 21:10:00 | 106.484 | \$ -82.0 |

| | | | | | | | |
|------|------|---------------------|---------|------|---------------------|---------|------------|
| 3006 | Sell | 06.08.2019 20:41:00 | 106.443 | 0.01 | 06.08.2019 21:23:00 | 106.42 | \$ 23.0 |
| 4521 | Sell | 06.08.2019 22:14:00 | 106.55 | 0.03 | 06.08.2019 22:21:00 | 106.51 | \$ 120.0 |
| 4520 | Sell | 06.08.2019 22:12:00 | 106.527 | 0.05 | 06.08.2019 22:21:00 | 106.51 | \$ 85.0 |
| 3007 | Sell | 06.08.2019 22:32:00 | 106.564 | 0.01 | 06.08.2019 22:35:00 | 106.543 | \$ 21.0 |
| 3456 | Sell | 06.08.2019 22:34:00 | 106.568 | 0.01 | 06.08.2019 22:46:00 | 106.526 | \$ 42.0 |
| 3455 | Sell | 06.08.2019 22:33:00 | 106.539 | 0.02 | 06.08.2019 22:46:00 | 106.526 | \$ 26.0 |
| 3008 | Sell | 07.08.2019 03:23:00 | 106.575 | 0.01 | 07.08.2019 03:45:00 | 106.552 | \$ 23.0 |
| 3457 | Sell | 07.08.2019 03:23:00 | 106.575 | 0.01 | 07.08.2019 03:45:00 | 106.552 | \$ 23.0 |
| 4523 | Sell | 07.08.2019 03:18:00 | 106.519 | 0.03 | 07.08.2019 05:50:00 | 106.478 | \$ 123.0 |
| 4522 | Sell | 07.08.2019 03:16:00 | 106.494 | 0.05 | 07.08.2019 05:50:00 | 106.478 | \$ 80.0 |
| 4524 | Buy | 07.08.2019 08:35:00 | 106.326 | 0.01 | 07.08.2019 09:01:00 | 106.352 | \$ 26.0 |
| 3009 | Buy | 07.08.2019 09:30:00 | 106.12 | 0.01 | 07.08.2019 09:32:00 | 106.142 | \$ 22.0 |
| 3458 | Buy | 07.08.2019 09:30:00 | 106.12 | 0.01 | 07.08.2019 09:32:00 | 106.142 | \$ 22.0 |
| 4525 | Buy | 07.08.2019 10:25:00 | 106.187 | 0.01 | 07.08.2019 10:53:00 | 106.214 | \$ 27.0 |
| 3010 | Buy | 07.08.2019 11:10:00 | 106.119 | 0.01 | 07.08.2019 11:10:00 | 106.142 | \$ 23.0 |
| 3459 | Buy | 07.08.2019 11:10:00 | 106.119 | 0.01 | 07.08.2019 11:10:00 | 106.142 | \$ 23.0 |
| 4526 | Buy | 07.08.2019 12:06:00 | 106.092 | 0.01 | 07.08.2019 12:38:00 | 106.117 | \$ 25.0 |
| 3011 | Buy | 07.08.2019 20:46:00 | 106.024 | 0.01 | 07.08.2019 21:29:00 | 106.045 | \$ 21.0 |
| 3460 | Buy | 07.08.2019 20:46:00 | 106.024 | 0.01 | 07.08.2019 21:29:00 | 106.045 | \$ 21.0 |
| 3012 | Buy | 07.08.2019 22:26:00 | 105.734 | 0.01 | 07.08.2019 22:36:00 | 105.754 | \$ 20.0 |
| 3461 | Buy | 07.08.2019 22:26:00 | 105.734 | 0.01 | 07.08.2019 22:36:00 | 105.754 | \$ 20.0 |
| 3013 | Buy | 08.08.2019 00:20:00 | 105.762 | 0.01 | 08.08.2019 00:20:00 | 105.783 | \$ 21.0 |
| 3462 | Buy | 08.08.2019 00:20:00 | 105.762 | 0.01 | 08.08.2019 00:20:00 | 105.783 | \$ 21.0 |
| 4530 | Buy | 08.08.2019 00:20:00 | 105.762 | 0.01 | 08.08.2019 03:07:00 | 106.121 | \$ 359.0 |
| 4529 | Buy | 07.08.2019 21:51:00 | 105.906 | 0.01 | 08.08.2019 03:07:00 | 106.121 | \$ 226.91 |
| 4528 | Buy | 07.08.2019 20:01:00 | 106.228 | 0.03 | 08.08.2019 03:07:00 | 106.121 | \$ -285.27 |
| 4527 | Buy | 07.08.2019 20:00:00 | 106.22 | 0.01 | 08.08.2019 03:07:00 | 106.121 | \$ -87.09 |
| 4531 | Sell | 08.08.2019 05:00:00 | 106.229 | 0.03 | 08.08.2019 05:04:00 | 106.203 | \$ 78.0 |
| 3014 | Sell | 08.08.2019 06:00:00 | 106.26 | 0.01 | 08.08.2019 06:38:00 | 106.239 | \$ 21.0 |
| 3463 | Sell | 08.08.2019 06:00:00 | 106.26 | 0.01 | 08.08.2019 06:38:00 | 106.239 | \$ 21.0 |
| 3015 | Sell | 08.08.2019 08:10:00 | 106.228 | 0.01 | 08.08.2019 08:15:00 | 106.207 | \$ 21.0 |
| 3464 | Sell | 08.08.2019 08:10:00 | 106.228 | 0.01 | 08.08.2019 08:15:00 | 106.207 | \$ 21.0 |
| 4532 | Sell | 08.08.2019 08:10:00 | 106.208 | 0.03 | 08.08.2019 08:16:00 | 106.182 | \$ 78.0 |
| 3016 | Sell | 08.08.2019 11:00:00 | 106.296 | 0.01 | 08.08.2019 11:00:00 | 106.275 | \$ 21.0 |
| 3465 | Sell | 08.08.2019 11:00:00 | 106.296 | 0.01 | 08.08.2019 11:00:00 | 106.275 | \$ 21.0 |
| 4533 | Sell | 08.08.2019 11:00:00 | 106.296 | 0.03 | 08.08.2019 11:01:00 | 106.271 | \$ 75.0 |
| 4534 | Sell | 08.08.2019 12:45:00 | 106.252 | 0.03 | 08.08.2019 13:01:00 | 106.225 | \$ 81.0 |
| 4535 | Buy | 08.08.2019 20:08:00 | 106.033 | 0.01 | 08.08.2019 21:36:00 | 106.059 | \$ 26.0 |
| 4536 | Sell | 08.08.2019 23:57:00 | 106.23 | 0.03 | 09.08.2019 00:01:00 | 106.204 | \$ 48.51 |
| 4537 | Sell | 09.08.2019 01:59:00 | 106.207 | 0.03 | 09.08.2019 02:04:00 | 106.18 | \$ 81.0 |
| 4538 | Buy | 09.08.2019 03:45:00 | 105.954 | 0.01 | 09.08.2019 03:52:00 | 105.982 | \$ 28.0 |
| 3017 | Buy | 09.08.2019 06:09:00 | 105.861 | 0.01 | 09.08.2019 07:00:00 | 105.883 | \$ 22.0 |
| 3466 | Buy | 09.08.2019 06:09:00 | 105.861 | 0.01 | 09.08.2019 07:00:00 | 105.883 | \$ 22.0 |
| 3018 | Buy | 09.08.2019 08:16:00 | 105.794 | 0.01 | 09.08.2019 08:32:00 | 105.818 | \$ 24.0 |
| 3467 | Buy | 09.08.2019 08:16:00 | 105.794 | 0.01 | 09.08.2019 08:32:00 | 105.818 | \$ 24.0 |
| 4540 | Buy | 09.08.2019 08:16:00 | 105.794 | 0.01 | 09.08.2019 09:00:00 | 105.906 | \$ 112.0 |
| 4539 | Buy | 09.08.2019 06:07:00 | 105.965 | 0.01 | 09.08.2019 09:00:00 | 105.906 | \$ -59.0 |
| 4541 | Buy | 09.08.2019 15:03:00 | 105.908 | 0.01 | 09.08.2019 15:43:00 | 105.933 | \$ 25.0 |
| 3019 | Buy | 09.08.2019 19:59:00 | 105.791 | 0.01 | 09.08.2019 21:03:00 | 105.811 | \$ 20.0 |
| 3468 | Buy | 09.08.2019 19:59:00 | 105.791 | 0.01 | 09.08.2019 21:03:00 | 105.811 | \$ 20.0 |
| 3020 | Buy | 09.08.2019 21:42:00 | 105.731 | 0.01 | 09.08.2019 21:46:00 | 105.751 | \$ 20.0 |
| 3469 | Buy | 09.08.2019 21:42:00 | 105.731 | 0.01 | 09.08.2019 21:46:00 | 105.751 | \$ 20.0 |
| 4544 | Buy | 09.08.2019 21:42:00 | 105.731 | 0.01 | 09.08.2019 23:05:00 | 105.834 | \$ 103.0 |
| 4543 | Buy | 09.08.2019 19:59:00 | 105.791 | 0.01 | 09.08.2019 23:05:00 | 105.834 | \$ 43.0 |
| 4542 | Buy | 09.08.2019 18:03:00 | 105.902 | 0.01 | 09.08.2019 23:05:00 | 105.834 | \$ -68.0 |
| 3021 | Buy | 09.08.2019 23:22:00 | 105.685 | 0.01 | 09.08.2019 23:47:00 | 105.707 | \$ 22.0 |
| 3470 | Buy | 09.08.2019 23:22:00 | 105.685 | 0.01 | 09.08.2019 23:47:00 | 105.707 | \$ 22.0 |
| 4545 | Buy | 09.08.2019 23:22:00 | 105.685 | 0.01 | 09.08.2019 23:47:00 | 105.711 | \$ 26.0 |
| 3022 | Buy | 10.08.2019 01:02:00 | 105.401 | 0.01 | 10.08.2019 01:53:00 | 105.421 | \$ 20.0 |
| 3471 | Buy | 10.08.2019 01:02:00 | 105.401 | 0.01 | 10.08.2019 01:53:00 | 105.421 | \$ 20.0 |

| | | | | | | | |
|------|------|---------------------|---------|------|---------------------|---------|-------------|
| 4546 | Buy | 10.08.2019 01:02:00 | 105.401 | 0.01 | 10.08.2019 01:53:00 | 105.427 | \$ 26.0 |
| 4547 | Buy | 12.08.2019 09:50:00 | 105.426 | 0.01 | 12.08.2019 10:01:00 | 105.454 | \$ 28.0 |
| 3473 | Buy | 12.08.2019 08:28:00 | 105.483 | 0.01 | 12.08.2019 10:34:00 | 105.561 | \$ 78.0 |
| 3472 | Buy | 12.08.2019 08:21:00 | 105.567 | 0.02 | 12.08.2019 10:34:00 | 105.561 | \$ -12.0 |
| 3475 | Buy | 12.08.2019 13:15:00 | 105.407 | 0.01 | 12.08.2019 16:00:00 | 105.443 | \$ 36.0 |
| 3474 | Buy | 12.08.2019 13:12:00 | 105.429 | 0.02 | 12.08.2019 16:00:00 | 105.443 | \$ 28.0 |
| 4549 | Buy | 12.08.2019 13:15:00 | 105.407 | 0.01 | 12.08.2019 16:00:00 | 105.449 | \$ 42.0 |
| 4548 | Buy | 12.08.2019 13:12:00 | 105.429 | 0.03 | 12.08.2019 16:00:00 | 105.449 | \$ 60.0 |
| 3024 | Buy | 12.08.2019 13:12:00 | 105.429 | 0.01 | 12.08.2019 16:21:00 | 105.519 | \$ 90.0 |
| 3023 | Buy | 12.08.2019 08:21:00 | 105.567 | 0.01 | 12.08.2019 16:21:00 | 105.519 | \$ -48.0 |
| 3477 | Buy | 12.08.2019 17:08:00 | 105.343 | 0.01 | 12.08.2019 17:13:00 | 105.392 | \$ 49.0 |
| 3476 | Buy | 12.08.2019 17:08:00 | 105.386 | 0.02 | 12.08.2019 17:13:00 | 105.392 | \$ 12.0 |
| 3478 | Buy | 12.08.2019 18:50:00 | 105.174 | 0.01 | 12.08.2019 18:55:00 | 105.197 | \$ 23.0 |
| 3026 | Buy | 12.08.2019 18:50:00 | 105.174 | 0.01 | 12.08.2019 22:58:00 | 105.302 | \$ 128.0 |
| 3025 | Buy | 12.08.2019 17:08:00 | 105.386 | 0.01 | 12.08.2019 22:58:00 | 105.302 | \$ -84.0 |
| 4552 | Buy | 12.08.2019 18:50:00 | 105.174 | 0.01 | 12.08.2019 23:01:00 | 105.379 | \$ 205.0 |
| 4551 | Buy | 12.08.2019 17:08:00 | 105.343 | 0.01 | 12.08.2019 23:01:00 | 105.379 | \$ 36.0 |
| 4550 | Buy | 12.08.2019 17:07:00 | 105.414 | 0.03 | 12.08.2019 23:01:00 | 105.379 | \$ -105.0 |
| 3027 | Buy | 13.08.2019 00:14:00 | 105.259 | 0.01 | 13.08.2019 00:17:00 | 105.282 | \$ 23.0 |
| 3479 | Buy | 13.08.2019 00:14:00 | 105.259 | 0.02 | 13.08.2019 00:17:00 | 105.282 | \$ 46.0 |
| 4553 | Buy | 13.08.2019 03:44:00 | 105.21 | 0.01 | 13.08.2019 03:50:00 | 105.235 | \$ 25.0 |
| 4554 | Buy | 13.08.2019 06:26:00 | 105.225 | 0.01 | 13.08.2019 07:05:00 | 105.25 | \$ 25.0 |
| 4555 | Sell | 13.08.2019 09:22:00 | 105.464 | 0.03 | 13.08.2019 09:24:00 | 105.437 | \$ 81.0 |
| 4556 | Sell | 13.08.2019 11:25:00 | 105.427 | 0.03 | 13.08.2019 14:43:00 | 105.402 | \$ 75.0 |
| 4557 | Buy | 13.08.2019 16:42:00 | 105.274 | 0.01 | 13.08.2019 17:39:00 | 105.302 | \$ 28.0 |
| 3028 | Buy | 13.08.2019 19:17:00 | 105.106 | 0.01 | 13.08.2019 19:20:00 | 105.128 | \$ 22.0 |
| 3480 | Buy | 13.08.2019 19:17:00 | 105.106 | 0.01 | 13.08.2019 19:20:00 | 105.128 | \$ 22.0 |
| 4558 | Buy | 13.08.2019 18:35:00 | 105.193 | 0.01 | 13.08.2019 20:00:00 | 105.219 | \$ 26.0 |
| 3029 | Sell | 13.08.2019 22:46:00 | 105.833 | 0.01 | 13.08.2019 22:47:00 | 105.81 | \$ 23.0 |
| 3481 | Sell | 13.08.2019 22:46:00 | 105.833 | 0.01 | 13.08.2019 22:47:00 | 105.81 | \$ 23.0 |
| 1641 | Sell | 13.08.2019 22:49:00 | 106.043 | 0.02 | 13.08.2019 22:49:00 | 106.023 | \$ 40.0 |
| 1643 | Sell | 13.08.2019 22:59:00 | 106.522 | 0.02 | 13.08.2019 23:01:00 | 106.3 | \$ 444.0 |
| 1642 | Sell | 13.08.2019 22:54:00 | 106.124 | 0.02 | 13.08.2019 23:01:00 | 106.3 | \$ -352.0 |
| 1651 | Sell | 13.08.2019 23:39:00 | 106.779 | 0.02 | 13.08.2019 23:42:00 | 106.602 | \$ 354.0 |
| 1650 | Sell | 13.08.2019 23:34:00 | 106.87 | 0.02 | 13.08.2019 23:42:00 | 106.602 | \$ 536.0 |
| 1649 | Sell | 13.08.2019 23:29:00 | 106.796 | 0.02 | 13.08.2019 23:42:00 | 106.602 | \$ 388.0 |
| 1648 | Sell | 13.08.2019 23:24:00 | 106.767 | 0.02 | 13.08.2019 23:42:00 | 106.602 | \$ 330.0 |
| 1647 | Sell | 13.08.2019 23:19:00 | 106.647 | 0.02 | 13.08.2019 23:42:00 | 106.602 | \$ 90.0 |
| 1646 | Sell | 13.08.2019 23:14:00 | 106.408 | 0.02 | 13.08.2019 23:42:00 | 106.602 | \$ -388.0 |
| 1645 | Sell | 13.08.2019 23:09:00 | 106.35 | 0.02 | 13.08.2019 23:42:00 | 106.602 | \$ -504.0 |
| 1644 | Sell | 13.08.2019 23:04:00 | 106.366 | 0.02 | 13.08.2019 23:42:00 | 106.602 | \$ -472.0 |
| 1652 | Sell | 13.08.2019 23:44:00 | 106.639 | 0.02 | 13.08.2019 23:46:00 | 106.618 | \$ 42.0 |
| 1655 | Sell | 13.08.2019 23:59:00 | 106.67 | 0.02 | 14.08.2019 00:02:00 | 106.611 | \$ 98.34 |
| 1654 | Sell | 13.08.2019 23:54:00 | 106.631 | 0.02 | 14.08.2019 00:02:00 | 106.611 | \$ 20.34 |
| 1653 | Sell | 13.08.2019 23:49:00 | 106.599 | 0.02 | 14.08.2019 00:02:00 | 106.611 | \$ -43.66 |
| 3030 | Sell | 14.08.2019 00:47:00 | 106.573 | 0.01 | 14.08.2019 00:48:00 | 106.551 | \$ 22.0 |
| 3482 | Sell | 14.08.2019 00:47:00 | 106.573 | 0.01 | 14.08.2019 00:48:00 | 106.551 | \$ 22.0 |
| 3031 | Sell | 14.08.2019 02:56:00 | 106.625 | 0.01 | 14.08.2019 03:00:00 | 106.602 | \$ 23.0 |
| 3484 | Sell | 14.08.2019 03:00:00 | 106.611 | 0.02 | 14.08.2019 03:02:00 | 106.595 | \$ 32.0 |
| 3483 | Sell | 14.08.2019 02:56:00 | 106.625 | 0.01 | 14.08.2019 03:02:00 | 106.595 | \$ 30.0 |
| 3032 | Sell | 14.08.2019 05:43:00 | 106.733 | 0.01 | 14.08.2019 06:31:00 | 106.713 | \$ 20.0 |
| 3485 | Sell | 14.08.2019 05:43:00 | 106.733 | 0.02 | 14.08.2019 06:31:00 | 106.713 | \$ 40.0 |
| 4563 | Sell | 14.08.2019 05:43:00 | 106.733 | 0.05 | 14.08.2019 09:19:00 | 106.447 | \$ 1430.0 |
| 4562 | Sell | 14.08.2019 03:00:00 | 106.611 | 0.05 | 14.08.2019 09:19:00 | 106.447 | \$ 820.0 |
| 4561 | Sell | 14.08.2019 02:56:00 | 106.625 | 0.03 | 14.08.2019 09:19:00 | 106.447 | \$ 534.0 |
| 4560 | Sell | 14.08.2019 00:47:00 | 106.573 | 0.03 | 14.08.2019 09:19:00 | 106.447 | \$ 378.0 |
| 4559 | Sell | 13.08.2019 22:45:00 | 105.553 | 0.03 | 14.08.2019 09:19:00 | 106.447 | \$ -2711.49 |
| 3033 | Sell | 14.08.2019 13:48:00 | 106.517 | 0.01 | 14.08.2019 14:31:00 | 106.495 | \$ 22.0 |
| 3486 | Sell | 14.08.2019 13:48:00 | 106.517 | 0.02 | 14.08.2019 14:31:00 | 106.495 | \$ 44.0 |
| 3034 | Buy | 14.08.2019 20:00:00 | 106.151 | 0.01 | 14.08.2019 20:04:00 | 106.173 | \$ 22.0 |

| | | | | | | | |
|------|------|---------------------|---------|------|---------------------|---------|-----------|
| 3487 | Buy | 14.08.2019 20:00:00 | 106.151 | 0.01 | 14.08.2019 20:04:00 | 106.173 | \$ 22.0 |
| 3035 | Buy | 14.08.2019 22:46:00 | 105.905 | 0.01 | 14.08.2019 22:46:00 | 105.929 | \$ 24.0 |
| 3488 | Buy | 14.08.2019 22:46:00 | 105.905 | 0.01 | 14.08.2019 22:46:00 | 105.929 | \$ 24.0 |
| 4566 | Buy | 14.08.2019 22:46:00 | 105.905 | 0.01 | 14.08.2019 22:51:00 | 106.039 | \$ 134.0 |
| 4565 | Buy | 14.08.2019 20:46:00 | 105.836 | 0.01 | 14.08.2019 22:51:00 | 106.039 | \$ 203.0 |
| 4564 | Buy | 14.08.2019 19:06:00 | 106.301 | 0.01 | 14.08.2019 22:51:00 | 106.039 | \$ -262.0 |
| 3036 | Buy | 15.08.2019 01:01:00 | 105.79 | 0.01 | 15.08.2019 01:05:00 | 105.812 | \$ 22.0 |
| 3489 | Buy | 15.08.2019 01:01:00 | 105.79 | 0.01 | 15.08.2019 01:05:00 | 105.812 | \$ 22.0 |
| 4567 | Buy | 15.08.2019 01:01:00 | 105.79 | 0.01 | 15.08.2019 01:05:00 | 105.818 | \$ 28.0 |
| 3037 | Buy | 15.08.2019 03:43:00 | 105.859 | 0.01 | 15.08.2019 03:43:00 | 105.881 | \$ 22.0 |
| 3490 | Buy | 15.08.2019 03:43:00 | 105.859 | 0.02 | 15.08.2019 03:43:00 | 105.881 | \$ 44.0 |
| 4568 | Buy | 15.08.2019 03:43:00 | 105.859 | 0.03 | 15.08.2019 03:43:00 | 105.884 | \$ 75.0 |
| 4569 | Buy | 15.08.2019 07:25:00 | 105.776 | 0.01 | 15.08.2019 07:26:00 | 105.802 | \$ 26.0 |
| 3492 | Buy | 15.08.2019 06:26:00 | 105.761 | 0.01 | 15.08.2019 08:47:00 | 105.898 | \$ 137.0 |
| 3491 | Buy | 15.08.2019 05:52:00 | 105.934 | 0.02 | 15.08.2019 08:47:00 | 105.898 | \$ -72.0 |
| 3038 | Buy | 15.08.2019 05:52:00 | 105.934 | 0.01 | 15.08.2019 09:05:00 | 105.957 | \$ 23.0 |
| 3039 | Buy | 15.08.2019 10:36:00 | 105.845 | 0.01 | 15.08.2019 10:43:00 | 105.866 | \$ 21.0 |
| 3493 | Buy | 15.08.2019 10:36:00 | 105.845 | 0.02 | 15.08.2019 10:43:00 | 105.866 | \$ 42.0 |
| 4571 | Buy | 15.08.2019 13:12:00 | 105.873 | 0.01 | 15.08.2019 14:01:00 | 105.92 | \$ 47.0 |
| 4570 | Buy | 15.08.2019 13:00:00 | 105.897 | 0.03 | 15.08.2019 14:01:00 | 105.92 | \$ 69.0 |
| 1656 | Sell | 15.08.2019 15:39:00 | 106.592 | 0.02 | 15.08.2019 15:39:00 | 106.569 | \$ 46.0 |
| 3040 | Sell | 15.08.2019 15:38:00 | 106.381 | 0.01 | 15.08.2019 15:41:00 | 106.359 | \$ 22.0 |
| 3494 | Sell | 15.08.2019 15:38:00 | 106.381 | 0.01 | 15.08.2019 15:41:00 | 106.359 | \$ 22.0 |
| 4572 | Sell | 15.08.2019 15:37:00 | 106.103 | 0.03 | 15.08.2019 18:00:00 | 106.077 | \$ 78.0 |
| 4573 | Buy | 15.08.2019 19:12:00 | 105.828 | 0.01 | 15.08.2019 19:13:00 | 105.854 | \$ 26.0 |
| 3041 | Sell | 15.08.2019 21:02:00 | 106.323 | 0.01 | 15.08.2019 21:02:00 | 106.256 | \$ 67.0 |
| 3495 | Sell | 15.08.2019 21:02:00 | 106.323 | 0.01 | 15.08.2019 21:02:00 | 106.256 | \$ 67.0 |
| 4574 | Sell | 15.08.2019 22:02:00 | 106.262 | 0.03 | 15.08.2019 22:02:00 | 106.236 | \$ 78.0 |
| 3042 | Sell | 15.08.2019 22:55:00 | 106.237 | 0.01 | 15.08.2019 22:56:00 | 106.216 | \$ 21.0 |
| 3496 | Sell | 15.08.2019 22:55:00 | 106.237 | 0.01 | 15.08.2019 22:56:00 | 106.216 | \$ 21.0 |
| 4575 | Buy | 16.08.2019 02:52:00 | 105.842 | 0.01 | 16.08.2019 02:56:00 | 105.869 | \$ 27.0 |
| 4576 | Sell | 16.08.2019 06:00:00 | 106.117 | 0.03 | 16.08.2019 06:00:00 | 106.091 | \$ 78.0 |
| 4578 | Sell | 16.08.2019 10:05:00 | 106.122 | 0.05 | 16.08.2019 15:00:00 | 106.105 | \$ 85.0 |
| 4577 | Sell | 16.08.2019 10:02:00 | 106.145 | 0.03 | 16.08.2019 15:00:00 | 106.105 | \$ 120.0 |
| 4579 | Sell | 16.08.2019 17:35:00 | 106.264 | 0.03 | 16.08.2019 17:35:00 | 106.236 | \$ 84.0 |
| 3043 | Sell | 16.08.2019 18:05:00 | 106.34 | 0.01 | 16.08.2019 20:35:00 | 106.317 | \$ 23.0 |
| 3497 | Sell | 16.08.2019 18:05:00 | 106.34 | 0.01 | 16.08.2019 20:35:00 | 106.317 | \$ 23.0 |
| 3044 | Sell | 16.08.2019 21:36:00 | 106.406 | 0.01 | 16.08.2019 21:37:00 | 106.385 | \$ 21.0 |
| 3498 | Sell | 16.08.2019 21:36:00 | 106.406 | 0.01 | 16.08.2019 21:37:00 | 106.385 | \$ 21.0 |
| 4580 | Sell | 16.08.2019 21:36:00 | 106.406 | 0.03 | 16.08.2019 21:38:00 | 106.381 | \$ 75.0 |
| 3499 | Sell | 16.08.2019 21:40:00 | 106.376 | 0.02 | 16.08.2019 21:42:00 | 106.356 | \$ 40.0 |
| 4581 | Sell | 16.08.2019 21:40:00 | 106.376 | 0.05 | 16.08.2019 21:43:00 | 106.348 | \$ 140.0 |
| 3045 | Sell | 16.08.2019 23:39:00 | 106.37 | 0.01 | 16.08.2019 23:51:00 | 106.35 | \$ 20.0 |
| 3501 | Sell | 16.08.2019 23:45:00 | 106.426 | 0.01 | 16.08.2019 23:51:00 | 106.367 | \$ 59.0 |
| 3500 | Sell | 16.08.2019 23:39:00 | 106.37 | 0.02 | 16.08.2019 23:51:00 | 106.367 | \$ 6.0 |
| 4583 | Sell | 16.08.2019 23:45:00 | 106.426 | 0.03 | 16.08.2019 23:51:00 | 106.39 | \$ 108.0 |
| 4582 | Sell | 16.08.2019 23:45:00 | 106.409 | 0.05 | 16.08.2019 23:51:00 | 106.39 | \$ 95.0 |
| 4584 | Sell | 19.08.2019 07:05:00 | 106.407 | 0.03 | 19.08.2019 07:16:00 | 106.381 | \$ 78.0 |
| 3046 | Sell | 19.08.2019 17:20:00 | 106.619 | 0.01 | 19.08.2019 17:28:00 | 106.597 | \$ 22.0 |
| 3502 | Sell | 19.08.2019 17:20:00 | 106.619 | 0.01 | 19.08.2019 17:28:00 | 106.597 | \$ 22.0 |
| 3047 | Sell | 19.08.2019 20:28:00 | 106.628 | 0.01 | 19.08.2019 21:00:00 | 106.605 | \$ 23.0 |
| 3503 | Sell | 19.08.2019 20:28:00 | 106.628 | 0.01 | 19.08.2019 21:00:00 | 106.605 | \$ 23.0 |
| 4586 | Sell | 19.08.2019 20:28:00 | 106.628 | 0.03 | 19.08.2019 23:47:00 | 106.501 | \$ 381.0 |
| 4585 | Sell | 19.08.2019 16:55:00 | 106.425 | 0.03 | 19.08.2019 23:47:00 | 106.501 | \$ -228.0 |
| 4587 | Sell | 20.08.2019 09:34:00 | 106.68 | 0.03 | 20.08.2019 09:39:00 | 106.654 | \$ 78.0 |
| 3048 | Buy | 20.08.2019 18:15:00 | 106.358 | 0.01 | 20.08.2019 21:15:00 | 106.379 | \$ 21.0 |
| 3504 | Buy | 20.08.2019 18:15:00 | 106.358 | 0.01 | 20.08.2019 21:15:00 | 106.379 | \$ 21.0 |
| 3049 | Buy | 20.08.2019 21:49:00 | 106.274 | 0.01 | 20.08.2019 22:02:00 | 106.295 | \$ 21.0 |
| 3505 | Buy | 20.08.2019 21:49:00 | 106.274 | 0.01 | 20.08.2019 22:02:00 | 106.295 | \$ 21.0 |
| 4590 | Buy | 20.08.2019 21:49:00 | 106.274 | 0.01 | 20.08.2019 22:57:00 | 106.431 | \$ 157.0 |

| | | | | | | | |
|------|------|---------------------|---------|------|---------------------|---------|-----------|
| 4589 | Buy | 20.08.2019 17:16:00 | 106.423 | 0.01 | 20.08.2019 22:57:00 | 106.431 | \$ 8.0 |
| 4588 | Buy | 20.08.2019 15:07:00 | 106.516 | 0.01 | 20.08.2019 22:57:00 | 106.431 | \$ -85.0 |
| 3050 | Buy | 21.08.2019 02:37:00 | 106.274 | 0.01 | 21.08.2019 03:19:00 | 106.299 | \$ 25.0 |
| 3506 | Buy | 21.08.2019 02:37:00 | 106.274 | 0.02 | 21.08.2019 03:19:00 | 106.299 | \$ 50.0 |
| 4592 | Buy | 21.08.2019 04:27:00 | 106.266 | 0.03 | 21.08.2019 07:30:00 | 106.289 | \$ 69.0 |
| 4591 | Buy | 21.08.2019 04:24:00 | 106.256 | 0.01 | 21.08.2019 07:30:00 | 106.289 | \$ 33.0 |
| 3051 | Sell | 21.08.2019 15:58:00 | 106.576 | 0.01 | 21.08.2019 16:19:00 | 106.555 | \$ 21.0 |
| 3507 | Sell | 21.08.2019 15:58:00 | 106.576 | 0.01 | 21.08.2019 16:19:00 | 106.555 | \$ 21.0 |
| 4594 | Sell | 21.08.2019 15:58:00 | 106.576 | 0.03 | 21.08.2019 19:00:00 | 106.481 | \$ 285.0 |
| 4593 | Sell | 21.08.2019 11:04:00 | 106.439 | 0.03 | 21.08.2019 19:00:00 | 106.481 | \$ -126.0 |
| 4595 | Buy | 21.08.2019 23:20:00 | 106.366 | 0.01 | 21.08.2019 23:26:00 | 106.392 | \$ 26.0 |
| 4596 | Sell | 22.08.2019 00:59:00 | 106.574 | 0.03 | 22.08.2019 00:59:00 | 106.547 | \$ 81.0 |
| 4597 | Sell | 22.08.2019 03:30:00 | 106.565 | 0.03 | 22.08.2019 03:50:00 | 106.538 | \$ 81.0 |
| 4598 | Buy | 22.08.2019 15:03:00 | 106.389 | 0.01 | 22.08.2019 16:16:00 | 106.414 | \$ 25.0 |
| 4599 | Buy | 22.08.2019 17:36:00 | 106.376 | 0.01 | 22.08.2019 17:42:00 | 106.402 | \$ 26.0 |
| 3052 | Buy | 22.08.2019 18:22:00 | 106.297 | 0.01 | 22.08.2019 18:24:00 | 106.318 | \$ 21.0 |
| 3508 | Buy | 22.08.2019 18:22:00 | 106.297 | 0.01 | 22.08.2019 18:24:00 | 106.318 | \$ 21.0 |
| 4600 | Sell | 22.08.2019 21:55:00 | 106.607 | 0.03 | 22.08.2019 21:56:00 | 106.58 | \$ 81.0 |
| 4601 | Buy | 23.08.2019 02:50:00 | 106.404 | 0.01 | 23.08.2019 05:30:00 | 106.429 | \$ 25.0 |
| 4602 | Sell | 23.08.2019 09:53:00 | 106.57 | 0.03 | 23.08.2019 11:12:00 | 106.544 | \$ 78.0 |
| 4603 | Sell | 23.08.2019 14:45:00 | 106.647 | 0.03 | 23.08.2019 15:58:00 | 106.622 | \$ 75.0 |
| 3053 | Sell | 23.08.2019 21:00:00 | 106.731 | 0.01 | 23.08.2019 21:00:00 | 106.71 | \$ 21.0 |
| 3509 | Sell | 23.08.2019 21:00:00 | 106.731 | 0.01 | 23.08.2019 21:00:00 | 106.71 | \$ 21.0 |
| 4604 | Sell | 23.08.2019 21:00:00 | 106.731 | 0.03 | 23.08.2019 21:00:00 | 106.703 | \$ 84.0 |
| 4605 | Buy | 23.08.2019 23:12:00 | 106.363 | 0.01 | 23.08.2019 23:14:00 | 106.39 | \$ 27.0 |
| 1657 | Buy | 24.08.2019 00:07:00 | 105.655 | 0.02 | 24.08.2019 00:11:00 | 105.677 | \$ 44.0 |
| 1659 | Buy | 24.08.2019 00:17:00 | 105.655 | 0.02 | 24.08.2019 00:18:00 | 105.676 | \$ 42.0 |
| 1658 | Buy | 24.08.2019 00:12:00 | 105.653 | 0.02 | 24.08.2019 00:18:00 | 105.676 | \$ 46.0 |
| 1660 | Buy | 24.08.2019 00:22:00 | 105.645 | 0.02 | 24.08.2019 00:23:00 | 105.667 | \$ 44.0 |
| 1661 | Buy | 24.08.2019 00:27:00 | 105.58 | 0.02 | 24.08.2019 00:27:00 | 105.602 | \$ 44.0 |
| 1670 | Buy | 24.08.2019 01:12:00 | 105.479 | 0.02 | 24.08.2019 01:13:00 | 105.513 | \$ 68.0 |
| 1669 | Buy | 24.08.2019 01:07:00 | 105.425 | 0.02 | 24.08.2019 01:13:00 | 105.513 | \$ 176.0 |
| 1668 | Buy | 24.08.2019 01:02:00 | 105.43 | 0.02 | 24.08.2019 01:13:00 | 105.513 | \$ 166.0 |
| 1667 | Buy | 24.08.2019 00:57:00 | 105.357 | 0.02 | 24.08.2019 01:13:00 | 105.513 | \$ 312.0 |
| 1666 | Buy | 24.08.2019 00:52:00 | 105.537 | 0.02 | 24.08.2019 01:13:00 | 105.513 | \$ -48.0 |
| 1665 | Buy | 24.08.2019 00:47:00 | 105.55 | 0.02 | 24.08.2019 01:13:00 | 105.513 | \$ -74.0 |
| 1664 | Buy | 24.08.2019 00:42:00 | 105.53 | 0.02 | 24.08.2019 01:13:00 | 105.513 | \$ -34.0 |
| 1663 | Buy | 24.08.2019 00:37:00 | 105.538 | 0.02 | 24.08.2019 01:13:00 | 105.513 | \$ -50.0 |
| 1662 | Buy | 24.08.2019 00:32:00 | 105.589 | 0.02 | 24.08.2019 01:13:00 | 105.513 | \$ -152.0 |
| 4606 | Buy | 24.08.2019 00:54:00 | 105.499 | 0.01 | 24.08.2019 01:13:00 | 105.524 | \$ 25.0 |
| 4607 | Buy | 24.08.2019 02:43:00 | 105.324 | 0.01 | 24.08.2019 02:47:00 | 105.35 | \$ 26.0 |
| 4608 | Buy | 24.08.2019 05:51:00 | 105.345 | 0.03 | 24.08.2019 05:53:00 | 105.37 | \$ 75.0 |
| 1671 | Buy | 26.08.2019 07:00:00 | 104.797 | 0.02 | 26.08.2019 07:00:00 | 104.82 | \$ 46.0 |
| 1673 | Buy | 26.08.2019 07:10:00 | 104.871 | 0.02 | 26.08.2019 07:10:00 | 104.9 | \$ 58.0 |
| 1672 | Buy | 26.08.2019 07:05:00 | 104.885 | 0.02 | 26.08.2019 07:10:00 | 104.9 | \$ 30.0 |
| 1674 | Buy | 26.08.2019 07:15:00 | 104.837 | 0.02 | 26.08.2019 07:16:00 | 104.858 | \$ 42.0 |
| 1677 | Buy | 26.08.2019 07:30:00 | 104.644 | 0.02 | 26.08.2019 07:32:00 | 104.755 | \$ 222.0 |
| 1676 | Buy | 26.08.2019 07:25:00 | 104.71 | 0.02 | 26.08.2019 07:32:00 | 104.755 | \$ 90.0 |
| 1675 | Buy | 26.08.2019 07:20:00 | 104.843 | 0.02 | 26.08.2019 07:32:00 | 104.755 | \$ -176.0 |
| 1678 | Buy | 26.08.2019 07:35:00 | 104.714 | 0.02 | 26.08.2019 07:35:00 | 104.736 | \$ 44.0 |
| 1681 | Buy | 26.08.2019 07:50:00 | 104.745 | 0.02 | 26.08.2019 07:54:00 | 104.786 | \$ 82.0 |
| 1680 | Buy | 26.08.2019 07:45:00 | 104.754 | 0.02 | 26.08.2019 07:54:00 | 104.786 | \$ 64.0 |
| 1679 | Buy | 26.08.2019 07:40:00 | 104.797 | 0.02 | 26.08.2019 07:54:00 | 104.786 | \$ -22.0 |
| 1682 | Buy | 26.08.2019 07:55:00 | 104.811 | 0.02 | 26.08.2019 07:57:00 | 104.832 | \$ 42.0 |
| 4609 | Buy | 26.08.2019 07:01:00 | 104.883 | 0.01 | 26.08.2019 08:00:00 | 104.909 | \$ 26.0 |
| 4610 | Buy | 26.08.2019 09:00:00 | 104.864 | 0.01 | 26.08.2019 09:00:00 | 104.892 | \$ 28.0 |
| 3515 | Buy | 26.08.2019 09:00:00 | 104.864 | 0.01 | 26.08.2019 11:48:00 | 105.378 | \$ 514.0 |
| 3514 | Buy | 26.08.2019 07:01:00 | 104.883 | 0.01 | 26.08.2019 11:48:00 | 105.378 | \$ 495.0 |
| 3513 | Buy | 24.08.2019 05:51:00 | 105.345 | 0.02 | 26.08.2019 11:48:00 | 105.378 | \$ 73.94 |
| 3512 | Buy | 24.08.2019 03:28:00 | 105.346 | 0.01 | 26.08.2019 11:48:00 | 105.378 | \$ 35.97 |

| | | | | | | | |
|------|------|---------------------|---------|------|---------------------|---------|------------|
| 3511 | Buy | 24.08.2019 01:29:00 | 105.475 | 0.01 | 26.08.2019 11:48:00 | 105.378 | \$ -93.03 |
| 3510 | Buy | 23.08.2019 23:46:00 | 106.229 | 0.01 | 26.08.2019 11:48:00 | 105.378 | \$ -847.03 |
| 3058 | Buy | 26.08.2019 08:38:00 | 104.857 | 0.01 | 26.08.2019 11:49:00 | 105.471 | \$ 614.0 |
| 3057 | Buy | 24.08.2019 05:51:00 | 105.345 | 0.01 | 26.08.2019 11:49:00 | 105.471 | \$ 129.97 |
| 3056 | Buy | 24.08.2019 03:28:00 | 105.346 | 0.01 | 26.08.2019 11:49:00 | 105.471 | \$ 128.97 |
| 3055 | Buy | 24.08.2019 01:29:00 | 105.475 | 0.01 | 26.08.2019 11:49:00 | 105.471 | \$ -0.03 |
| 3054 | Buy | 23.08.2019 23:46:00 | 106.229 | 0.01 | 26.08.2019 11:49:00 | 105.471 | \$ -754.03 |
| 3059 | Buy | 26.08.2019 13:09:00 | 105.338 | 0.01 | 26.08.2019 13:13:00 | 105.358 | \$ 20.0 |
| 3516 | Buy | 26.08.2019 13:09:00 | 105.338 | 0.04 | 26.08.2019 13:13:00 | 105.358 | \$ 80.0 |
| 4611 | Buy | 26.08.2019 14:08:00 | 105.251 | 0.03 | 26.08.2019 14:31:00 | 105.28 | \$ 87.0 |
| 3060 | Buy | 26.08.2019 15:37:00 | 105.218 | 0.01 | 26.08.2019 15:55:00 | 105.239 | \$ 21.0 |
| 3517 | Buy | 26.08.2019 15:37:00 | 105.218 | 0.04 | 26.08.2019 15:55:00 | 105.239 | \$ 84.0 |
| 4612 | Sell | 26.08.2019 16:01:00 | 105.766 | 0.03 | 26.08.2019 16:04:00 | 105.741 | \$ 75.0 |
| 4613 | Sell | 26.08.2019 17:41:00 | 105.891 | 0.03 | 26.08.2019 18:04:00 | 105.866 | \$ 75.0 |
| 3061 | Sell | 26.08.2019 17:16:00 | 105.807 | 0.01 | 26.08.2019 18:52:00 | 105.786 | \$ 21.0 |
| 3518 | Sell | 26.08.2019 17:16:00 | 105.807 | 0.01 | 26.08.2019 18:52:00 | 105.786 | \$ 21.0 |
| 3062 | Sell | 26.08.2019 20:26:00 | 105.915 | 0.01 | 26.08.2019 20:32:00 | 105.895 | \$ 20.0 |
| 3519 | Sell | 26.08.2019 20:26:00 | 105.915 | 0.01 | 26.08.2019 20:32:00 | 105.895 | \$ 20.0 |
| 4614 | Sell | 26.08.2019 20:26:00 | 105.915 | 0.03 | 26.08.2019 20:46:00 | 105.89 | \$ 75.0 |
| 1683 | Sell | 26.08.2019 21:57:00 | 106.372 | 0.02 | 26.08.2019 21:57:00 | 106.35 | \$ 44.0 |
| 3063 | Sell | 26.08.2019 22:06:00 | 106.115 | 0.01 | 26.08.2019 22:08:00 | 106.093 | \$ 22.0 |
| 3520 | Sell | 26.08.2019 22:06:00 | 106.115 | 0.01 | 26.08.2019 22:08:00 | 106.093 | \$ 22.0 |
| 4615 | Sell | 26.08.2019 22:06:00 | 106.115 | 0.03 | 26.08.2019 22:10:00 | 106.087 | \$ 84.0 |
| 3064 | Sell | 26.08.2019 23:49:00 | 106.071 | 0.01 | 26.08.2019 23:50:00 | 106.049 | \$ 22.0 |
| 3521 | Sell | 26.08.2019 23:49:00 | 106.071 | 0.01 | 26.08.2019 23:50:00 | 106.049 | \$ 22.0 |
| 3522 | Sell | 27.08.2019 01:10:00 | 106.059 | 0.02 | 27.08.2019 01:13:00 | 106.038 | \$ 42.0 |
| 4616 | Sell | 27.08.2019 02:09:00 | 106.281 | 0.03 | 27.08.2019 02:10:00 | 106.254 | \$ 81.0 |
| 3523 | Sell | 27.08.2019 01:56:00 | 106.141 | 0.01 | 27.08.2019 03:02:00 | 106.12 | \$ 21.0 |
| 3524 | Sell | 27.08.2019 04:00:00 | 106.19 | 0.02 | 27.08.2019 04:01:00 | 106.169 | \$ 42.0 |
| 4617 | Sell | 27.08.2019 04:00:00 | 106.19 | 0.05 | 27.08.2019 04:03:00 | 106.164 | \$ 130.0 |
| 3066 | Sell | 27.08.2019 04:00:00 | 106.19 | 0.01 | 27.08.2019 05:11:00 | 106.111 | \$ 79.0 |
| 3065 | Sell | 27.08.2019 01:50:00 | 106.075 | 0.01 | 27.08.2019 05:11:00 | 106.111 | \$ -36.0 |
| 3067 | Buy | 27.08.2019 11:26:00 | 105.703 | 0.01 | 27.08.2019 11:27:00 | 105.726 | \$ 23.0 |
| 3525 | Buy | 27.08.2019 11:26:00 | 105.703 | 0.02 | 27.08.2019 11:27:00 | 105.726 | \$ 46.0 |
| 4619 | Buy | 27.08.2019 12:54:00 | 105.688 | 0.01 | 27.08.2019 13:53:00 | 105.751 | \$ 63.0 |
| 4618 | Buy | 27.08.2019 11:04:00 | 105.76 | 0.01 | 27.08.2019 13:53:00 | 105.751 | \$ -9.0 |
| 3068 | Buy | 27.08.2019 15:11:00 | 105.614 | 0.01 | 27.08.2019 15:12:00 | 105.636 | \$ 22.0 |
| 3526 | Buy | 27.08.2019 15:11:00 | 105.614 | 0.02 | 27.08.2019 15:12:00 | 105.636 | \$ 44.0 |
| 4620 | Buy | 27.08.2019 15:11:00 | 105.614 | 0.01 | 27.08.2019 15:12:00 | 105.64 | \$ 26.0 |
| 3069 | Buy | 27.08.2019 18:32:00 | 105.739 | 0.01 | 27.08.2019 18:38:00 | 105.761 | \$ 22.0 |
| 3527 | Buy | 27.08.2019 18:32:00 | 105.739 | 0.04 | 27.08.2019 18:38:00 | 105.761 | \$ 88.0 |
| 4621 | Buy | 27.08.2019 20:34:00 | 105.748 | 0.03 | 27.08.2019 21:16:00 | 105.774 | \$ 78.0 |
| 4622 | Sell | 27.08.2019 22:25:00 | 105.942 | 0.03 | 27.08.2019 23:59:00 | 105.915 | \$ 81.0 |
| 4623 | Buy | 28.08.2019 01:38:00 | 105.718 | 0.01 | 28.08.2019 02:01:00 | 105.746 | \$ 28.0 |
| 4624 | Buy | 28.08.2019 08:26:00 | 105.736 | 0.01 | 28.08.2019 09:01:00 | 105.763 | \$ 27.0 |
| 4625 | Buy | 28.08.2019 17:40:00 | 105.683 | 0.01 | 28.08.2019 17:41:00 | 105.71 | \$ 27.0 |
| 4626 | Buy | 28.08.2019 21:02:00 | 105.692 | 0.01 | 28.08.2019 21:07:00 | 105.72 | \$ 28.0 |
| 4627 | Sell | 28.08.2019 23:06:00 | 105.861 | 0.03 | 28.08.2019 23:32:00 | 105.834 | \$ 81.0 |
| 3070 | Sell | 29.08.2019 03:36:00 | 106.036 | 0.01 | 29.08.2019 06:24:00 | 106.015 | \$ 21.0 |
| 3528 | Sell | 29.08.2019 03:36:00 | 106.036 | 0.01 | 29.08.2019 06:24:00 | 106.015 | \$ 21.0 |
| 3071 | Sell | 29.08.2019 09:03:00 | 106.121 | 0.01 | 29.08.2019 09:06:00 | 106.1 | \$ 21.0 |
| 3529 | Sell | 29.08.2019 09:03:00 | 106.108 | 0.02 | 29.08.2019 09:13:00 | 106.085 | \$ 46.0 |
| 4629 | Sell | 29.08.2019 03:36:00 | 106.036 | 0.03 | 29.08.2019 10:19:00 | 105.948 | \$ 264.0 |
| 4628 | Sell | 29.08.2019 01:06:00 | 105.916 | 0.03 | 29.08.2019 10:19:00 | 105.948 | \$ -96.0 |
| 4630 | Sell | 29.08.2019 16:13:00 | 106.09 | 0.03 | 29.08.2019 16:22:00 | 106.063 | \$ 81.0 |
| 3072 | Sell | 29.08.2019 17:37:00 | 106.285 | 0.01 | 29.08.2019 17:37:00 | 106.264 | \$ 21.0 |
| 3530 | Sell | 29.08.2019 17:37:00 | 106.285 | 0.01 | 29.08.2019 17:37:00 | 106.264 | \$ 21.0 |
| 4631 | Sell | 29.08.2019 18:03:00 | 106.29 | 0.03 | 29.08.2019 18:31:00 | 106.264 | \$ 78.0 |
| 3073 | Sell | 29.08.2019 19:56:00 | 106.285 | 0.01 | 29.08.2019 20:34:00 | 106.263 | \$ 22.0 |
| 3531 | Sell | 29.08.2019 19:56:00 | 106.285 | 0.01 | 29.08.2019 20:34:00 | 106.263 | \$ 22.0 |

| | | | | | | | |
|------|------|---------------------|---------|------|---------------------|---------|------------|
| 4632 | Sell | 29.08.2019 19:56:00 | 106.285 | 0.03 | 29.08.2019 20:34:00 | 106.259 | \$ 78.0 |
| 3076 | Sell | 30.08.2019 03:04:00 | 106.62 | 0.01 | 30.08.2019 08:51:00 | 106.479 | \$ 141.0 |
| 3075 | Sell | 30.08.2019 00:25:00 | 106.531 | 0.01 | 30.08.2019 08:51:00 | 106.479 | \$ 52.0 |
| 3074 | Sell | 29.08.2019 22:33:00 | 106.348 | 0.01 | 30.08.2019 08:51:00 | 106.479 | \$ -140.83 |
| 3534 | Sell | 30.08.2019 03:04:00 | 106.62 | 0.01 | 30.08.2019 08:51:00 | 106.479 | \$ 141.0 |
| 3533 | Sell | 30.08.2019 00:25:00 | 106.531 | 0.01 | 30.08.2019 08:51:00 | 106.479 | \$ 52.0 |
| 3532 | Sell | 29.08.2019 22:33:00 | 106.348 | 0.01 | 30.08.2019 08:51:00 | 106.479 | \$ -140.83 |
| 4635 | Sell | 30.08.2019 03:04:00 | 106.62 | 0.03 | 30.08.2019 08:52:00 | 106.473 | \$ 441.0 |
| 4634 | Sell | 30.08.2019 00:25:00 | 106.531 | 0.03 | 30.08.2019 08:52:00 | 106.473 | \$ 174.0 |
| 4633 | Sell | 29.08.2019 22:33:00 | 106.348 | 0.03 | 30.08.2019 08:52:00 | 106.473 | \$ -404.49 |
| 3077 | Buy | 30.08.2019 22:01:00 | 106.19 | 0.01 | 30.08.2019 22:18:00 | 106.212 | \$ 22.0 |
| 3535 | Buy | 30.08.2019 22:01:00 | 106.19 | 0.01 | 30.08.2019 22:18:00 | 106.212 | \$ 22.0 |
| 4637 | Buy | 30.08.2019 21:55:00 | 106.201 | 0.01 | 31.08.2019 00:49:00 | 106.31 | \$ 109.0 |
| 4636 | Buy | 30.08.2019 20:10:00 | 106.357 | 0.01 | 31.08.2019 00:49:00 | 106.31 | \$ -47.0 |
| 4638 | Buy | 31.08.2019 05:01:00 | 106.243 | 0.01 | 31.08.2019 05:45:00 | 106.269 | \$ 26.0 |
| 3078 | Buy | 02.09.2019 07:01:00 | 106.008 | 0.01 | 02.09.2019 07:01:00 | 106.03 | \$ 22.0 |
| 3536 | Buy | 02.09.2019 07:01:00 | 106.008 | 0.02 | 02.09.2019 07:01:00 | 106.03 | \$ 44.0 |
| 3079 | Buy | 02.09.2019 09:47:00 | 106.098 | 0.01 | 02.09.2019 09:53:00 | 106.122 | \$ 24.0 |
| 3537 | Buy | 02.09.2019 09:47:00 | 106.098 | 0.01 | 02.09.2019 09:53:00 | 106.122 | \$ 24.0 |
| 4639 | Buy | 02.09.2019 09:47:00 | 106.098 | 0.01 | 02.09.2019 09:53:00 | 106.123 | \$ 25.0 |
| 4640 | Sell | 02.09.2019 18:31:00 | 106.333 | 0.03 | 02.09.2019 23:57:00 | 106.307 | \$ 78.0 |
| 4641 | Buy | 03.09.2019 00:50:00 | 106.125 | 0.01 | 03.09.2019 00:50:00 | 106.15 | \$ 25.0 |
| 4642 | Sell | 03.09.2019 10:23:00 | 106.319 | 0.03 | 03.09.2019 14:22:00 | 106.293 | \$ 78.0 |
| 3080 | Buy | 03.09.2019 18:56:00 | 106.014 | 0.01 | 03.09.2019 18:58:00 | 106.035 | \$ 21.0 |
| 3538 | Buy | 03.09.2019 18:56:00 | 106.014 | 0.02 | 03.09.2019 18:58:00 | 106.035 | \$ 42.0 |
| 4644 | Buy | 03.09.2019 18:56:00 | 106.014 | 0.01 | 03.09.2019 19:47:00 | 106.106 | \$ 92.0 |
| 4643 | Buy | 03.09.2019 16:14:00 | 106.145 | 0.01 | 03.09.2019 19:47:00 | 106.106 | \$ -39.0 |
| 3081 | Buy | 03.09.2019 23:04:00 | 105.853 | 0.01 | 03.09.2019 23:10:00 | 105.873 | \$ 20.0 |
| 3539 | Buy | 03.09.2019 23:04:00 | 105.853 | 0.02 | 03.09.2019 23:10:00 | 105.873 | \$ 40.0 |
| 4645 | Buy | 04.09.2019 00:06:00 | 105.857 | 0.01 | 04.09.2019 00:28:00 | 105.883 | \$ 26.0 |
| 3082 | Buy | 04.09.2019 05:51:00 | 105.929 | 0.01 | 04.09.2019 05:56:00 | 105.951 | \$ 22.0 |
| 3540 | Buy | 04.09.2019 05:51:00 | 105.929 | 0.04 | 04.09.2019 05:56:00 | 105.951 | \$ 88.0 |
| 3083 | Buy | 04.09.2019 08:52:00 | 105.89 | 0.01 | 04.09.2019 09:28:00 | 105.911 | \$ 21.0 |
| 3541 | Buy | 04.09.2019 08:52:00 | 105.89 | 0.02 | 04.09.2019 09:28:00 | 105.911 | \$ 42.0 |
| 4646 | Buy | 04.09.2019 08:52:00 | 105.894 | 0.01 | 04.09.2019 09:51:00 | 105.921 | \$ 27.0 |
| 4647 | Sell | 04.09.2019 15:03:00 | 106.139 | 0.03 | 04.09.2019 15:06:00 | 106.111 | \$ 84.0 |
| 3084 | Sell | 04.09.2019 16:34:00 | 106.237 | 0.01 | 04.09.2019 16:40:00 | 106.216 | \$ 21.0 |
| 3542 | Sell | 04.09.2019 16:34:00 | 106.237 | 0.01 | 04.09.2019 16:40:00 | 106.216 | \$ 21.0 |
| 3085 | Sell | 04.09.2019 18:14:00 | 106.27 | 0.01 | 04.09.2019 18:35:00 | 106.248 | \$ 22.0 |
| 3543 | Sell | 04.09.2019 18:14:00 | 106.27 | 0.01 | 04.09.2019 18:35:00 | 106.248 | \$ 22.0 |
| 4648 | Sell | 04.09.2019 18:07:00 | 106.265 | 0.03 | 04.09.2019 18:37:00 | 106.238 | \$ 81.0 |
| 3086 | Sell | 04.09.2019 22:14:00 | 106.3 | 0.01 | 04.09.2019 22:32:00 | 106.279 | \$ 21.0 |
| 3544 | Sell | 04.09.2019 22:14:00 | 106.3 | 0.01 | 04.09.2019 22:32:00 | 106.279 | \$ 21.0 |
| 4649 | Sell | 04.09.2019 22:14:00 | 106.3 | 0.03 | 04.09.2019 22:32:00 | 106.272 | \$ 84.0 |
| 3087 | Sell | 05.09.2019 00:43:00 | 106.298 | 0.01 | 05.09.2019 01:07:00 | 106.277 | \$ 21.0 |
| 3545 | Sell | 05.09.2019 00:43:00 | 106.298 | 0.02 | 05.09.2019 01:07:00 | 106.277 | \$ 42.0 |
| 4650 | Sell | 05.09.2019 00:43:00 | 106.295 | 0.05 | 05.09.2019 01:08:00 | 106.269 | \$ 130.0 |
| 3546 | Sell | 05.09.2019 02:02:00 | 106.321 | 0.01 | 05.09.2019 02:15:00 | 106.298 | \$ 23.0 |
| 4651 | Sell | 05.09.2019 02:02:00 | 106.321 | 0.03 | 05.09.2019 02:15:00 | 106.293 | \$ 84.0 |
| 3547 | Sell | 05.09.2019 04:28:00 | 106.424 | 0.01 | 05.09.2019 04:34:00 | 106.401 | \$ 23.0 |
| 4652 | Sell | 05.09.2019 04:28:00 | 106.424 | 0.03 | 05.09.2019 04:44:00 | 106.396 | \$ 84.0 |
| 3088 | Sell | 05.09.2019 03:19:00 | 106.36 | 0.01 | 05.09.2019 05:06:00 | 106.339 | \$ 21.0 |
| 1684 | Sell | 05.09.2019 10:37:00 | 106.665 | 0.02 | 05.09.2019 10:41:00 | 106.644 | \$ 42.0 |
| 1690 | Sell | 05.09.2019 11:13:00 | 106.729 | 0.02 | 05.09.2019 11:38:00 | 106.67 | \$ 118.0 |
| 1689 | Sell | 05.09.2019 11:08:00 | 106.707 | 0.02 | 05.09.2019 11:38:00 | 106.67 | \$ 74.0 |
| 1688 | Sell | 05.09.2019 11:03:00 | 106.701 | 0.02 | 05.09.2019 11:38:00 | 106.67 | \$ 62.0 |
| 1687 | Sell | 05.09.2019 10:58:00 | 106.673 | 0.02 | 05.09.2019 11:38:00 | 106.67 | \$ 6.0 |
| 1686 | Sell | 05.09.2019 10:52:00 | 106.674 | 0.02 | 05.09.2019 11:38:00 | 106.67 | \$ 8.0 |
| 1685 | Sell | 05.09.2019 10:47:00 | 106.665 | 0.02 | 05.09.2019 11:38:00 | 106.67 | \$ -10.0 |
| 3089 | Sell | 05.09.2019 10:27:00 | 106.544 | 0.01 | 05.09.2019 13:44:00 | 106.521 | \$ 23.0 |

| | | | | | | | |
|------|------|---------------------|---------|------|---------------------|---------|------------|
| 3548 | Sell | 05.09.2019 10:27:00 | 106.544 | 0.01 | 05.09.2019 13:44:00 | 106.521 | \$ 23.0 |
| 4653 | Sell | 05.09.2019 10:27:00 | 106.544 | 0.03 | 05.09.2019 13:44:00 | 106.518 | \$ 78.0 |
| 3090 | Sell | 05.09.2019 14:31:00 | 106.622 | 0.01 | 05.09.2019 14:39:00 | 106.601 | \$ 21.0 |
| 3549 | Sell | 05.09.2019 14:31:00 | 106.622 | 0.02 | 05.09.2019 14:39:00 | 106.601 | \$ 42.0 |
| 4654 | Sell | 05.09.2019 14:31:00 | 106.622 | 0.05 | 05.09.2019 14:39:00 | 106.595 | \$ 135.0 |
| 4655 | Sell | 05.09.2019 18:03:00 | 106.582 | 0.05 | 05.09.2019 18:18:00 | 106.556 | \$ 130.0 |
| 3091 | Sell | 05.09.2019 20:06:00 | 106.656 | 0.01 | 05.09.2019 21:01:00 | 106.636 | \$ 20.0 |
| 3550 | Sell | 05.09.2019 20:06:00 | 106.656 | 0.01 | 05.09.2019 21:01:00 | 106.636 | \$ 20.0 |
| 1693 | Sell | 05.09.2019 21:39:00 | 106.893 | 0.02 | 05.09.2019 21:49:00 | 106.861 | \$ 64.0 |
| 1692 | Sell | 05.09.2019 21:30:00 | 106.895 | 0.02 | 05.09.2019 21:49:00 | 106.861 | \$ 68.0 |
| 1691 | Sell | 05.09.2019 21:25:00 | 106.864 | 0.02 | 05.09.2019 21:49:00 | 106.861 | \$ 6.0 |
| 3092 | Sell | 05.09.2019 22:39:00 | 106.923 | 0.01 | 05.09.2019 22:51:00 | 106.901 | \$ 22.0 |
| 3551 | Sell | 05.09.2019 22:39:00 | 106.923 | 0.01 | 05.09.2019 22:51:00 | 106.901 | \$ 22.0 |
| 1694 | Sell | 05.09.2019 23:07:00 | 107.069 | 0.02 | 05.09.2019 23:09:00 | 107.047 | \$ 44.0 |
| 1700 | Sell | 05.09.2019 23:37:00 | 107.164 | 0.02 | 05.09.2019 23:40:00 | 107.125 | \$ 78.0 |
| 1699 | Sell | 05.09.2019 23:32:00 | 107.174 | 0.02 | 05.09.2019 23:40:00 | 107.125 | \$ 98.0 |
| 1698 | Sell | 05.09.2019 23:27:00 | 107.127 | 0.02 | 05.09.2019 23:40:00 | 107.125 | \$ 4.0 |
| 1697 | Sell | 05.09.2019 23:22:00 | 107.157 | 0.02 | 05.09.2019 23:40:00 | 107.125 | \$ 64.0 |
| 1696 | Sell | 05.09.2019 23:17:00 | 107.153 | 0.02 | 05.09.2019 23:40:00 | 107.125 | \$ 56.0 |
| 1695 | Sell | 05.09.2019 23:12:00 | 107.099 | 0.02 | 05.09.2019 23:40:00 | 107.125 | \$ -52.0 |
| 3093 | Sell | 06.09.2019 08:42:00 | 107.053 | 0.01 | 06.09.2019 09:07:00 | 107.03 | \$ 23.0 |
| 3553 | Sell | 06.09.2019 08:53:00 | 107.084 | 0.01 | 06.09.2019 09:07:00 | 107.042 | \$ 42.0 |
| 3552 | Sell | 06.09.2019 08:42:00 | 107.053 | 0.02 | 06.09.2019 09:07:00 | 107.042 | \$ 22.0 |
| 4660 | Sell | 06.09.2019 08:53:00 | 107.084 | 0.03 | 06.09.2019 09:19:00 | 106.951 | \$ 399.0 |
| 4659 | Sell | 06.09.2019 08:42:00 | 107.053 | 0.05 | 06.09.2019 09:19:00 | 106.951 | \$ 510.0 |
| 4658 | Sell | 05.09.2019 23:22:00 | 107.157 | 0.03 | 06.09.2019 09:19:00 | 106.951 | \$ 588.51 |
| 4657 | Sell | 05.09.2019 21:42:00 | 106.911 | 0.03 | 06.09.2019 09:19:00 | 106.951 | \$ -149.49 |
| 4656 | Sell | 05.09.2019 19:57:00 | 106.634 | 0.03 | 06.09.2019 09:19:00 | 106.951 | \$ -980.49 |
| 4661 | Buy | 06.09.2019 21:31:00 | 106.88 | 0.01 | 06.09.2019 21:32:00 | 106.908 | \$ 28.0 |
| 3094 | Buy | 06.09.2019 22:35:00 | 106.713 | 0.01 | 06.09.2019 23:02:00 | 106.733 | \$ 20.0 |
| 3554 | Buy | 06.09.2019 22:35:00 | 106.713 | 0.01 | 06.09.2019 23:02:00 | 106.733 | \$ 20.0 |
| 4662 | Sell | 09.09.2019 09:18:00 | 106.99 | 0.03 | 09.09.2019 09:22:00 | 106.963 | \$ 81.0 |
| 4663 | Buy | 09.09.2019 10:48:00 | 106.807 | 0.01 | 09.09.2019 10:49:00 | 106.835 | \$ 28.0 |
| 4664 | Sell | 09.09.2019 16:39:00 | 106.981 | 0.03 | 09.09.2019 16:52:00 | 106.954 | \$ 81.0 |
| 4665 | Sell | 09.09.2019 18:36:00 | 107.046 | 0.03 | 09.09.2019 19:50:00 | 107.021 | \$ 75.0 |
| 4666 | Sell | 09.09.2019 22:15:00 | 107.054 | 0.03 | 09.09.2019 22:33:00 | 107.029 | \$ 75.0 |
| 4667 | Sell | 09.09.2019 23:55:00 | 107.169 | 0.03 | 10.09.2019 00:07:00 | 107.141 | \$ 54.51 |
| 3095 | Sell | 10.09.2019 00:00:00 | 107.158 | 0.01 | 10.09.2019 00:08:00 | 107.137 | \$ 21.0 |
| 3555 | Sell | 10.09.2019 00:00:00 | 107.158 | 0.01 | 10.09.2019 00:08:00 | 107.137 | \$ 21.0 |
| 3096 | Sell | 10.09.2019 05:16:00 | 107.255 | 0.01 | 10.09.2019 05:20:00 | 107.233 | \$ 22.0 |
| 3556 | Sell | 10.09.2019 05:16:00 | 107.255 | 0.01 | 10.09.2019 05:20:00 | 107.233 | \$ 22.0 |
| 3097 | Sell | 10.09.2019 08:58:00 | 107.348 | 0.01 | 10.09.2019 08:58:00 | 107.325 | \$ 23.0 |
| 3557 | Sell | 10.09.2019 08:58:00 | 107.348 | 0.01 | 10.09.2019 08:58:00 | 107.325 | \$ 23.0 |
| 4672 | Sell | 10.09.2019 20:08:00 | 107.431 | 0.03 | 10.09.2019 22:41:00 | 107.228 | \$ 609.0 |
| 4671 | Sell | 10.09.2019 08:58:00 | 107.348 | 0.03 | 10.09.2019 22:41:00 | 107.228 | \$ 360.0 |
| 4670 | Sell | 10.09.2019 05:16:00 | 107.255 | 0.03 | 10.09.2019 22:41:00 | 107.228 | \$ 81.0 |
| 4669 | Sell | 10.09.2019 03:35:00 | 107.148 | 0.05 | 10.09.2019 22:41:00 | 107.228 | \$ -400.0 |
| 4668 | Sell | 10.09.2019 03:34:00 | 107.157 | 0.03 | 10.09.2019 22:41:00 | 107.228 | \$ -213.0 |
| 4673 | Buy | 10.09.2019 22:43:00 | 107.219 | 0.01 | 10.09.2019 22:44:00 | 107.246 | \$ 27.0 |
| 3098 | Sell | 11.09.2019 05:34:00 | 107.58 | 0.01 | 11.09.2019 05:43:00 | 107.558 | \$ 22.0 |
| 3558 | Sell | 11.09.2019 05:34:00 | 107.58 | 0.01 | 11.09.2019 05:43:00 | 107.558 | \$ 22.0 |
| 3099 | Sell | 11.09.2019 08:52:00 | 107.622 | 0.01 | 11.09.2019 09:00:00 | 107.597 | \$ 25.0 |
| 3559 | Sell | 11.09.2019 08:52:00 | 107.622 | 0.01 | 11.09.2019 09:00:00 | 107.597 | \$ 25.0 |
| 3100 | Sell | 11.09.2019 14:32:00 | 107.835 | 0.01 | 11.09.2019 14:34:00 | 107.813 | \$ 22.0 |
| 3560 | Sell | 11.09.2019 14:32:00 | 107.835 | 0.01 | 11.09.2019 14:34:00 | 107.813 | \$ 22.0 |
| 3101 | Sell | 11.09.2019 17:02:00 | 107.815 | 0.01 | 11.09.2019 17:21:00 | 107.794 | \$ 21.0 |
| 3561 | Sell | 11.09.2019 17:02:00 | 107.815 | 0.02 | 11.09.2019 17:21:00 | 107.794 | \$ 42.0 |
| 3102 | Sell | 12.09.2019 08:28:00 | 107.978 | 0.01 | 12.09.2019 08:33:00 | 107.957 | \$ 21.0 |
| 3562 | Sell | 12.09.2019 08:28:00 | 107.978 | 0.01 | 12.09.2019 08:33:00 | 107.957 | \$ 21.0 |
| 3103 | Sell | 12.09.2019 10:10:00 | 108.079 | 0.01 | 12.09.2019 10:25:00 | 108.058 | \$ 21.0 |

| | | | | | | | |
|------|------|---------------------|---------|------|---------------------|---------|-------------|
| 3563 | Sell | 12.09.2019 10:10:00 | 108.079 | 0.01 | 12.09.2019 10:25:00 | 108.058 | \$ 21.0 |
| 3104 | Sell | 12.09.2019 12:50:00 | 108.13 | 0.01 | 12.09.2019 12:51:00 | 108.109 | \$ 21.0 |
| 3564 | Sell | 12.09.2019 12:50:00 | 108.13 | 0.01 | 12.09.2019 12:51:00 | 108.109 | \$ 21.0 |
| 4683 | Buy | 12.09.2019 20:20:00 | 107.837 | 0.01 | 12.09.2019 20:27:00 | 107.866 | \$ 29.0 |
| 4682 | Sell | 12.09.2019 12:50:00 | 108.13 | 0.03 | 12.09.2019 20:53:00 | 107.734 | \$ 1188.0 |
| 4681 | Sell | 12.09.2019 10:10:00 | 108.079 | 0.03 | 12.09.2019 20:53:00 | 107.734 | \$ 1035.0 |
| 4680 | Sell | 12.09.2019 08:20:00 | 107.883 | 0.03 | 12.09.2019 20:53:00 | 107.734 | \$ 447.0 |
| 4679 | Sell | 11.09.2019 17:02:00 | 107.815 | 0.05 | 12.09.2019 20:53:00 | 107.734 | \$ 257.55 |
| 4678 | Sell | 11.09.2019 14:32:00 | 107.835 | 0.03 | 12.09.2019 20:53:00 | 107.734 | \$ 214.53 |
| 4677 | Sell | 11.09.2019 08:52:00 | 107.622 | 0.03 | 12.09.2019 20:53:00 | 107.734 | \$ -424.47 |
| 4676 | Sell | 11.09.2019 05:34:00 | 107.58 | 0.03 | 12.09.2019 20:53:00 | 107.734 | \$ -550.47 |
| 4675 | Sell | 11.09.2019 03:34:00 | 107.475 | 0.03 | 12.09.2019 20:53:00 | 107.734 | \$ -865.47 |
| 4674 | Sell | 11.09.2019 01:23:00 | 107.401 | 0.03 | 12.09.2019 20:53:00 | 107.734 | \$ -1087.47 |
| 3105 | Buy | 12.09.2019 21:23:00 | 107.716 | 0.01 | 12.09.2019 22:22:00 | 107.736 | \$ 20.0 |
| 3565 | Buy | 12.09.2019 21:23:00 | 107.716 | 0.01 | 12.09.2019 22:22:00 | 107.736 | \$ 20.0 |
| 4684 | Sell | 13.09.2019 00:53:00 | 108.083 | 0.03 | 13.09.2019 00:55:00 | 108.057 | \$ 78.0 |
| 3106 | Sell | 13.09.2019 03:01:00 | 108.099 | 0.01 | 13.09.2019 03:08:00 | 108.077 | \$ 22.0 |
| 3566 | Sell | 13.09.2019 03:01:00 | 108.099 | 0.01 | 13.09.2019 03:08:00 | 108.077 | \$ 22.0 |
| 4685 | Sell | 13.09.2019 03:01:00 | 108.099 | 0.03 | 13.09.2019 05:33:00 | 108.073 | \$ 78.0 |
| 3568 | Sell | 13.09.2019 07:22:00 | 108.173 | 0.01 | 13.09.2019 09:06:00 | 108.131 | \$ 42.0 |
| 3567 | Sell | 13.09.2019 07:05:00 | 108.143 | 0.02 | 13.09.2019 09:06:00 | 108.131 | \$ 24.0 |
| 4686 | Sell | 13.09.2019 07:22:00 | 108.173 | 0.03 | 13.09.2019 09:06:00 | 108.146 | \$ 81.0 |
| 3569 | Sell | 13.09.2019 09:58:00 | 108.222 | 0.01 | 13.09.2019 10:57:00 | 108.201 | \$ 21.0 |
| 4687 | Sell | 13.09.2019 09:58:00 | 108.222 | 0.03 | 13.09.2019 10:58:00 | 108.194 | \$ 84.0 |
| 3108 | Sell | 13.09.2019 09:58:00 | 108.222 | 0.01 | 13.09.2019 11:20:00 | 108.16 | \$ 62.0 |
| 3107 | Sell | 13.09.2019 07:05:00 | 108.143 | 0.01 | 13.09.2019 11:20:00 | 108.16 | \$ -17.0 |
| 4688 | Buy | 13.09.2019 16:00:00 | 107.993 | 0.01 | 13.09.2019 16:27:00 | 108.019 | \$ 26.0 |
| 4689 | Sell | 14.09.2019 00:51:00 | 108.145 | 0.03 | 14.09.2019 02:05:00 | 108.118 | \$ 81.0 |
| 4690 | Buy | 16.09.2019 07:01:00 | 107.83 | 0.01 | 16.09.2019 07:01:00 | 107.855 | \$ 25.0 |
| 3109 | Buy | 16.09.2019 08:01:00 | 107.799 | 0.01 | 16.09.2019 08:02:00 | 107.82 | \$ 21.0 |
| 3570 | Buy | 16.09.2019 08:01:00 | 107.799 | 0.01 | 16.09.2019 08:02:00 | 107.82 | \$ 21.0 |
| 4691 | Buy | 16.09.2019 09:06:00 | 107.717 | 0.01 | 16.09.2019 10:37:00 | 107.742 | \$ 25.0 |
| 3110 | Buy | 16.09.2019 20:23:00 | 107.712 | 0.01 | 16.09.2019 20:45:00 | 107.735 | \$ 23.0 |
| 3571 | Buy | 16.09.2019 20:23:00 | 107.712 | 0.01 | 16.09.2019 20:45:00 | 107.735 | \$ 23.0 |
| 4694 | Buy | 16.09.2019 20:23:00 | 107.712 | 0.01 | 16.09.2019 21:05:00 | 107.823 | \$ 111.0 |
| 4693 | Buy | 16.09.2019 18:02:00 | 107.787 | 0.01 | 16.09.2019 21:05:00 | 107.823 | \$ 36.0 |
| 4692 | Buy | 16.09.2019 18:00:00 | 107.827 | 0.03 | 16.09.2019 21:05:00 | 107.823 | \$ -12.0 |
| 4695 | Sell | 16.09.2019 23:00:00 | 107.947 | 0.03 | 16.09.2019 23:30:00 | 107.921 | \$ 78.0 |
| 4696 | Sell | 17.09.2019 01:15:00 | 108.036 | 0.03 | 17.09.2019 01:19:00 | 108.011 | \$ 75.0 |
| 3111 | Sell | 17.09.2019 05:05:00 | 108.106 | 0.01 | 17.09.2019 09:02:00 | 108.084 | \$ 22.0 |
| 3572 | Sell | 17.09.2019 05:05:00 | 108.106 | 0.01 | 17.09.2019 09:02:00 | 108.084 | \$ 22.0 |
| 4697 | Sell | 17.09.2019 05:05:00 | 108.106 | 0.03 | 17.09.2019 09:02:00 | 108.08 | \$ 78.0 |
| 3112 | Sell | 17.09.2019 09:51:00 | 108.181 | 0.01 | 17.09.2019 11:00:00 | 108.16 | \$ 21.0 |
| 3573 | Sell | 17.09.2019 09:51:00 | 108.181 | 0.01 | 17.09.2019 11:00:00 | 108.16 | \$ 21.0 |
| 4698 | Sell | 17.09.2019 09:51:00 | 108.181 | 0.03 | 17.09.2019 11:03:00 | 108.153 | \$ 84.0 |
| 3113 | Sell | 17.09.2019 15:40:00 | 108.239 | 0.01 | 17.09.2019 16:03:00 | 108.216 | \$ 23.0 |
| 3574 | Sell | 17.09.2019 15:40:00 | 108.239 | 0.02 | 17.09.2019 16:03:00 | 108.216 | \$ 46.0 |
| 4699 | Sell | 17.09.2019 15:40:00 | 108.239 | 0.05 | 17.09.2019 16:03:00 | 108.212 | \$ 135.0 |
| 4700 | Sell | 17.09.2019 19:03:00 | 108.234 | 0.03 | 17.09.2019 19:15:00 | 108.208 | \$ 78.0 |
| 4701 | Sell | 17.09.2019 22:34:00 | 108.247 | 0.03 | 17.09.2019 22:45:00 | 108.221 | \$ 78.0 |
| 4702 | Buy | 19.09.2019 02:57:00 | 108.132 | 0.01 | 19.09.2019 03:00:00 | 108.158 | \$ 26.0 |
| 4703 | Sell | 19.09.2019 03:13:00 | 108.324 | 0.03 | 19.09.2019 03:24:00 | 108.296 | \$ 84.0 |
| 3114 | Sell | 19.09.2019 05:00:00 | 108.437 | 0.01 | 19.09.2019 06:16:00 | 108.416 | \$ 21.0 |
| 3575 | Sell | 19.09.2019 05:00:00 | 108.437 | 0.01 | 19.09.2019 06:16:00 | 108.416 | \$ 21.0 |
| 4704 | Sell | 19.09.2019 04:59:00 | 108.439 | 0.03 | 19.09.2019 06:16:00 | 108.411 | \$ 84.0 |
| 3115 | Sell | 19.09.2019 09:03:00 | 108.466 | 0.01 | 19.09.2019 09:14:00 | 108.445 | \$ 21.0 |
| 3576 | Sell | 19.09.2019 09:03:00 | 108.466 | 0.01 | 19.09.2019 09:14:00 | 108.445 | \$ 21.0 |
| 4705 | Sell | 19.09.2019 09:03:00 | 108.466 | 0.03 | 19.09.2019 09:14:00 | 108.439 | \$ 81.0 |
| 4706 | Buy | 19.09.2019 10:55:00 | 108.062 | 0.01 | 19.09.2019 11:01:00 | 108.089 | \$ 27.0 |
| 4707 | Buy | 19.09.2019 12:35:00 | 107.896 | 0.01 | 19.09.2019 14:09:00 | 107.921 | \$ 25.0 |

| | | | | | | | |
|------|------|---------------------|---------|------|---------------------|---------|------------|
| 3116 | Buy | 19.09.2019 12:06:00 | 108.076 | 0.01 | 19.09.2019 16:27:00 | 108.097 | \$ 21.0 |
| 3577 | Buy | 19.09.2019 12:06:00 | 108.076 | 0.01 | 19.09.2019 16:27:00 | 108.097 | \$ 21.0 |
| 3117 | Buy | 19.09.2019 19:34:00 | 107.96 | 0.01 | 19.09.2019 21:30:00 | 107.981 | \$ 21.0 |
| 3578 | Buy | 19.09.2019 19:34:00 | 107.96 | 0.02 | 19.09.2019 21:30:00 | 107.981 | \$ 42.0 |
| 4708 | Buy | 20.09.2019 02:15:00 | 107.922 | 0.01 | 20.09.2019 02:20:00 | 107.947 | \$ 25.0 |
| 3118 | Buy | 20.09.2019 16:20:00 | 107.795 | 0.01 | 20.09.2019 16:32:00 | 107.817 | \$ 22.0 |
| 3579 | Buy | 20.09.2019 16:20:00 | 107.795 | 0.01 | 20.09.2019 16:32:00 | 107.817 | \$ 22.0 |
| 4710 | Buy | 20.09.2019 16:17:00 | 107.828 | 0.01 | 20.09.2019 16:45:00 | 107.917 | \$ 89.0 |
| 4709 | Buy | 20.09.2019 10:02:00 | 107.954 | 0.01 | 20.09.2019 16:45:00 | 107.917 | \$ -37.0 |
| 4711 | Buy | 21.09.2019 00:00:00 | 107.897 | 0.01 | 21.09.2019 00:04:00 | 107.926 | \$ 29.0 |
| 3119 | Buy | 21.09.2019 02:49:00 | 107.647 | 0.01 | 21.09.2019 02:54:00 | 107.669 | \$ 22.0 |
| 3580 | Buy | 21.09.2019 02:49:00 | 107.647 | 0.01 | 21.09.2019 02:54:00 | 107.669 | \$ 22.0 |
| 3120 | Buy | 21.09.2019 04:29:00 | 107.602 | 0.01 | 23.09.2019 07:00:00 | 107.71 | \$ 111.97 |
| 3581 | Buy | 21.09.2019 04:29:00 | 107.602 | 0.01 | 23.09.2019 07:00:00 | 107.71 | \$ 111.97 |
| 3121 | Buy | 23.09.2019 08:15:00 | 107.64 | 0.01 | 23.09.2019 08:21:00 | 107.662 | \$ 22.0 |
| 3582 | Buy | 23.09.2019 08:15:00 | 107.64 | 0.02 | 23.09.2019 08:21:00 | 107.662 | \$ 44.0 |
| 4714 | Buy | 23.09.2019 08:15:00 | 107.64 | 0.03 | 23.09.2019 08:41:00 | 107.721 | \$ 243.0 |
| 4713 | Buy | 21.09.2019 04:01:00 | 107.661 | 0.01 | 23.09.2019 08:41:00 | 107.721 | \$ 63.97 |
| 4712 | Buy | 21.09.2019 01:46:00 | 107.885 | 0.01 | 23.09.2019 08:41:00 | 107.721 | \$ -160.03 |
| 3122 | Buy | 23.09.2019 17:00:00 | 107.53 | 0.01 | 23.09.2019 22:01:00 | 107.551 | \$ 21.0 |
| 3583 | Buy | 23.09.2019 17:00:00 | 107.53 | 0.01 | 23.09.2019 22:01:00 | 107.551 | \$ 21.0 |
| 3585 | Buy | 23.09.2019 23:42:00 | 107.39 | 0.01 | 24.09.2019 00:29:00 | 107.457 | \$ 70.97 |
| 3584 | Buy | 23.09.2019 22:53:00 | 107.459 | 0.02 | 24.09.2019 00:29:00 | 107.457 | \$ 3.94 |
| 3123 | Buy | 23.09.2019 22:53:00 | 107.459 | 0.01 | 24.09.2019 00:30:00 | 107.48 | \$ 24.97 |
| 4717 | Sell | 24.09.2019 08:35:00 | 107.626 | 0.03 | 24.09.2019 09:03:00 | 107.599 | \$ 81.0 |
| 4716 | Buy | 23.09.2019 16:22:00 | 107.665 | 0.01 | 24.09.2019 18:19:00 | 107.708 | \$ 46.97 |
| 4715 | Buy | 23.09.2019 16:20:00 | 107.688 | 0.03 | 24.09.2019 18:19:00 | 107.708 | \$ 71.91 |
| 4718 | Sell | 24.09.2019 18:09:00 | 107.674 | 0.03 | 24.09.2019 21:50:00 | 107.649 | \$ 75.0 |
| 4719 | Buy | 24.09.2019 23:11:00 | 107.44 | 0.01 | 24.09.2019 23:13:00 | 107.466 | \$ 26.0 |
| 3124 | Buy | 25.09.2019 00:39:00 | 107.318 | 0.01 | 25.09.2019 01:01:00 | 107.34 | \$ 22.0 |
| 3586 | Buy | 25.09.2019 00:39:00 | 107.318 | 0.01 | 25.09.2019 01:01:00 | 107.34 | \$ 22.0 |
| 3125 | Buy | 25.09.2019 02:23:00 | 107.033 | 0.01 | 25.09.2019 02:30:00 | 107.054 | \$ 21.0 |
| 3587 | Buy | 25.09.2019 02:23:00 | 107.033 | 0.01 | 25.09.2019 02:30:00 | 107.054 | \$ 21.0 |
| 4721 | Buy | 25.09.2019 03:01:00 | 107.093 | 0.01 | 25.09.2019 03:12:00 | 107.206 | \$ 113.0 |
| 4720 | Buy | 25.09.2019 01:20:00 | 107.266 | 0.01 | 25.09.2019 03:12:00 | 107.206 | \$ -60.0 |
| 3126 | Buy | 25.09.2019 04:03:00 | 107.054 | 0.01 | 25.09.2019 04:11:00 | 107.076 | \$ 22.0 |
| 3588 | Buy | 25.09.2019 04:03:00 | 107.054 | 0.01 | 25.09.2019 04:11:00 | 107.076 | \$ 22.0 |
| 3127 | Buy | 25.09.2019 06:10:00 | 107.028 | 0.01 | 25.09.2019 06:12:00 | 107.05 | \$ 22.0 |
| 3589 | Buy | 25.09.2019 06:10:00 | 107.028 | 0.02 | 25.09.2019 06:12:00 | 107.05 | \$ 44.0 |
| 4722 | Buy | 25.09.2019 06:10:00 | 107.028 | 0.03 | 25.09.2019 06:12:00 | 107.055 | \$ 81.0 |
| 4723 | Buy | 25.09.2019 09:52:00 | 107.047 | 0.03 | 25.09.2019 09:54:00 | 107.074 | \$ 81.0 |
| 3128 | Buy | 25.09.2019 09:51:00 | 107.097 | 0.01 | 25.09.2019 10:16:00 | 107.119 | \$ 22.0 |
| 3590 | Buy | 25.09.2019 09:51:00 | 107.097 | 0.02 | 25.09.2019 10:16:00 | 107.119 | \$ 44.0 |
| 4724 | Sell | 25.09.2019 16:02:00 | 107.403 | 0.03 | 25.09.2019 16:06:00 | 107.376 | \$ 81.0 |
| 3129 | Sell | 25.09.2019 21:44:00 | 107.537 | 0.01 | 25.09.2019 21:47:00 | 107.517 | \$ 20.0 |
| 3591 | Sell | 25.09.2019 21:44:00 | 107.537 | 0.01 | 25.09.2019 21:47:00 | 107.517 | \$ 20.0 |
| 4726 | Sell | 25.09.2019 22:57:00 | 107.596 | 0.03 | 25.09.2019 23:00:00 | 107.48 | \$ 348.0 |
| 4725 | Sell | 25.09.2019 20:57:00 | 107.417 | 0.03 | 25.09.2019 23:00:00 | 107.48 | \$ -189.0 |
| 1701 | Sell | 25.09.2019 23:52:00 | 107.75 | 0.02 | 25.09.2019 23:53:00 | 107.729 | \$ 42.0 |
| 4728 | Sell | 26.09.2019 03:46:00 | 107.827 | 0.03 | 26.09.2019 04:49:00 | 107.761 | \$ 198.0 |
| 4727 | Sell | 26.09.2019 00:44:00 | 107.747 | 0.03 | 26.09.2019 04:49:00 | 107.761 | \$ -42.0 |
| 3132 | Sell | 26.09.2019 03:46:00 | 107.827 | 0.01 | 26.09.2019 06:24:00 | 107.745 | \$ 82.0 |
| 3131 | Sell | 26.09.2019 01:10:00 | 107.861 | 0.01 | 26.09.2019 06:24:00 | 107.745 | \$ 116.0 |
| 3130 | Sell | 25.09.2019 23:30:00 | 107.612 | 0.01 | 26.09.2019 06:24:00 | 107.745 | \$ -162.49 |
| 3594 | Sell | 26.09.2019 03:46:00 | 107.827 | 0.01 | 26.09.2019 06:24:00 | 107.745 | \$ 82.0 |
| 3593 | Sell | 26.09.2019 01:10:00 | 107.861 | 0.01 | 26.09.2019 06:24:00 | 107.745 | \$ 116.0 |
| 3592 | Sell | 25.09.2019 23:30:00 | 107.612 | 0.01 | 26.09.2019 06:24:00 | 107.745 | \$ -162.49 |
| 4729 | Buy | 26.09.2019 17:37:00 | 107.613 | 0.01 | 26.09.2019 17:44:00 | 107.638 | \$ 25.0 |
| 4730 | Buy | 26.09.2019 19:37:00 | 107.564 | 0.01 | 26.09.2019 19:43:00 | 107.592 | \$ 28.0 |
| 4731 | Buy | 26.09.2019 21:42:00 | 107.586 | 0.01 | 26.09.2019 21:44:00 | 107.613 | \$ 27.0 |

| | | | | | | | |
|------|------|---------------------|---------|------|---------------------|---------|------------|
| 4732 | Sell | 27.09.2019 01:08:00 | 107.752 | 0.03 | 27.09.2019 01:10:00 | 107.724 | \$ 84.0 |
| 3133 | Sell | 27.09.2019 03:00:00 | 107.84 | 0.01 | 27.09.2019 03:25:00 | 107.818 | \$ 22.0 |
| 3595 | Sell | 27.09.2019 03:00:00 | 107.84 | 0.01 | 27.09.2019 03:25:00 | 107.818 | \$ 22.0 |
| 4734 | Sell | 27.09.2019 04:35:00 | 107.95 | 0.03 | 27.09.2019 05:29:00 | 107.853 | \$ 291.0 |
| 4733 | Sell | 27.09.2019 02:55:00 | 107.806 | 0.03 | 27.09.2019 05:29:00 | 107.853 | \$ -141.0 |
| 4735 | Buy | 27.09.2019 13:52:00 | 107.682 | 0.01 | 27.09.2019 14:14:00 | 107.708 | \$ 26.0 |
| 1702 | Sell | 27.09.2019 19:42:00 | 108.165 | 0.02 | 27.09.2019 19:43:00 | 108.143 | \$ 44.0 |
| 3135 | Sell | 27.09.2019 21:10:00 | 108.133 | 0.01 | 27.09.2019 21:50:00 | 108.039 | \$ 94.0 |
| 3134 | Sell | 27.09.2019 19:06:00 | 107.99 | 0.01 | 27.09.2019 21:50:00 | 108.039 | \$ -49.0 |
| 3597 | Sell | 27.09.2019 21:10:00 | 108.133 | 0.01 | 27.09.2019 21:50:00 | 108.039 | \$ 94.0 |
| 3596 | Sell | 27.09.2019 19:06:00 | 107.99 | 0.01 | 27.09.2019 21:50:00 | 108.039 | \$ -49.0 |
| 3136 | Sell | 27.09.2019 23:36:00 | 108.144 | 0.01 | 28.09.2019 00:12:00 | 108.123 | \$ 21.0 |
| 3598 | Sell | 27.09.2019 23:36:00 | 108.144 | 0.01 | 28.09.2019 00:12:00 | 108.123 | \$ 21.0 |
| 4739 | Sell | 27.09.2019 23:36:00 | 108.144 | 0.03 | 28.09.2019 00:36:00 | 107.994 | \$ 450.0 |
| 4738 | Sell | 27.09.2019 21:10:00 | 108.133 | 0.03 | 28.09.2019 00:36:00 | 107.994 | \$ 417.0 |
| 4737 | Sell | 27.09.2019 18:49:00 | 107.959 | 0.03 | 28.09.2019 00:36:00 | 107.994 | \$ -105.0 |
| 4736 | Sell | 27.09.2019 16:40:00 | 107.848 | 0.03 | 28.09.2019 00:36:00 | 107.994 | \$ -438.0 |
| 4740 | Buy | 30.09.2019 07:41:00 | 107.871 | 0.01 | 30.09.2019 07:45:00 | 107.896 | \$ 25.0 |
| 4741 | Buy | 30.09.2019 13:54:00 | 107.865 | 0.01 | 30.09.2019 13:58:00 | 107.89 | \$ 25.0 |
| 4742 | Buy | 30.09.2019 16:12:00 | 107.795 | 0.01 | 30.09.2019 16:39:00 | 107.821 | \$ 26.0 |
| 4743 | Sell | 30.09.2019 21:17:00 | 108.013 | 0.03 | 30.09.2019 21:38:00 | 107.986 | \$ 81.0 |
| 4744 | Sell | 30.09.2019 23:57:00 | 108.088 | 0.03 | 30.09.2019 23:58:00 | 108.061 | \$ 81.0 |
| 3137 | Sell | 01.10.2019 00:32:00 | 108.124 | 0.01 | 01.10.2019 01:04:00 | 108.103 | \$ 21.0 |
| 3599 | Sell | 01.10.2019 00:32:00 | 108.124 | 0.01 | 01.10.2019 01:04:00 | 108.103 | \$ 21.0 |
| 3138 | Sell | 01.10.2019 15:17:00 | 108.291 | 0.01 | 01.10.2019 15:31:00 | 108.27 | \$ 21.0 |
| 3600 | Sell | 01.10.2019 15:17:00 | 108.291 | 0.01 | 01.10.2019 15:31:00 | 108.27 | \$ 21.0 |
| 4746 | Sell | 01.10.2019 15:20:00 | 108.278 | 0.05 | 01.10.2019 15:35:00 | 108.255 | \$ 115.0 |
| 4745 | Sell | 01.10.2019 15:17:00 | 108.291 | 0.03 | 01.10.2019 15:35:00 | 108.255 | \$ 108.0 |
| 3139 | Sell | 01.10.2019 17:41:00 | 108.433 | 0.01 | 01.10.2019 17:46:00 | 108.412 | \$ 21.0 |
| 3601 | Sell | 01.10.2019 17:41:00 | 108.433 | 0.01 | 01.10.2019 17:46:00 | 108.412 | \$ 21.0 |
| 4747 | Sell | 01.10.2019 17:41:00 | 108.433 | 0.03 | 01.10.2019 17:46:00 | 108.408 | \$ 75.0 |
| 3140 | Sell | 01.10.2019 20:53:00 | 108.337 | 0.01 | 01.10.2019 21:06:00 | 108.315 | \$ 22.0 |
| 3602 | Sell | 01.10.2019 20:53:00 | 108.337 | 0.02 | 01.10.2019 21:06:00 | 108.315 | \$ 44.0 |
| 3603 | Sell | 01.10.2019 21:34:00 | 108.411 | 0.01 | 01.10.2019 21:53:00 | 108.389 | \$ 22.0 |
| 4748 | Sell | 01.10.2019 21:34:00 | 108.411 | 0.03 | 01.10.2019 21:53:00 | 108.386 | \$ 75.0 |
| 3141 | Sell | 01.10.2019 22:46:00 | 108.442 | 0.01 | 01.10.2019 22:50:00 | 108.421 | \$ 21.0 |
| 3604 | Sell | 01.10.2019 22:50:00 | 108.388 | 0.02 | 01.10.2019 23:00:00 | 108.367 | \$ 42.0 |
| 4749 | Sell | 01.10.2019 22:50:00 | 108.388 | 0.05 | 01.10.2019 23:00:00 | 108.361 | \$ 135.0 |
| 3607 | Buy | 02.10.2019 09:24:00 | 107.668 | 0.02 | 02.10.2019 10:57:00 | 107.736 | \$ 136.0 |
| 3606 | Buy | 02.10.2019 02:07:00 | 107.675 | 0.01 | 02.10.2019 10:57:00 | 107.736 | \$ 61.0 |
| 3605 | Buy | 02.10.2019 00:02:00 | 107.852 | 0.01 | 02.10.2019 10:57:00 | 107.736 | \$ -116.0 |
| 3144 | Buy | 02.10.2019 09:24:00 | 107.668 | 0.01 | 02.10.2019 11:01:00 | 107.752 | \$ 84.0 |
| 3143 | Buy | 02.10.2019 02:07:00 | 107.675 | 0.01 | 02.10.2019 11:01:00 | 107.752 | \$ 77.0 |
| 3142 | Buy | 02.10.2019 00:02:00 | 107.852 | 0.01 | 02.10.2019 11:01:00 | 107.752 | \$ -100.0 |
| 4751 | Buy | 02.10.2019 01:16:00 | 107.668 | 0.01 | 02.10.2019 12:11:00 | 107.839 | \$ 171.0 |
| 4750 | Buy | 01.10.2019 23:12:00 | 107.959 | 0.01 | 02.10.2019 12:11:00 | 107.839 | \$ -116.03 |
| 3145 | Buy | 02.10.2019 16:31:00 | 107.591 | 0.01 | 02.10.2019 16:35:00 | 107.612 | \$ 21.0 |
| 3608 | Buy | 02.10.2019 16:31:00 | 107.591 | 0.01 | 02.10.2019 16:35:00 | 107.612 | \$ 21.0 |
| 3146 | Buy | 02.10.2019 18:30:00 | 107.63 | 0.01 | 02.10.2019 18:55:00 | 107.65 | \$ 20.0 |
| 3609 | Buy | 02.10.2019 18:30:00 | 107.63 | 0.01 | 02.10.2019 18:55:00 | 107.65 | \$ 20.0 |
| 3147 | Buy | 02.10.2019 20:21:00 | 107.546 | 0.01 | 02.10.2019 20:39:00 | 107.567 | \$ 21.0 |
| 3610 | Buy | 02.10.2019 20:21:00 | 107.546 | 0.01 | 02.10.2019 20:39:00 | 107.567 | \$ 21.0 |
| 3148 | Buy | 02.10.2019 22:01:00 | 107.441 | 0.01 | 02.10.2019 22:20:00 | 107.464 | \$ 23.0 |
| 3611 | Buy | 02.10.2019 22:01:00 | 107.441 | 0.01 | 02.10.2019 22:20:00 | 107.464 | \$ 23.0 |
| 3616 | Buy | 03.10.2019 09:39:00 | 107.028 | 0.01 | 03.10.2019 12:34:00 | 107.185 | \$ 157.0 |
| 3615 | Buy | 03.10.2019 09:02:00 | 107.136 | 0.02 | 03.10.2019 12:34:00 | 107.185 | \$ 98.0 |
| 3614 | Buy | 03.10.2019 05:15:00 | 107.166 | 0.02 | 03.10.2019 12:34:00 | 107.185 | \$ 38.0 |
| 3613 | Buy | 03.10.2019 01:56:00 | 107.161 | 0.01 | 03.10.2019 12:34:00 | 107.185 | \$ 24.0 |
| 3612 | Buy | 02.10.2019 23:41:00 | 107.348 | 0.01 | 03.10.2019 12:34:00 | 107.185 | \$ -151.09 |
| 3152 | Buy | 03.10.2019 09:02:00 | 107.136 | 0.01 | 03.10.2019 15:53:00 | 107.225 | \$ 89.0 |

| | | | | | | | |
|------|------|---------------------|---------|------|---------------------|---------|------------|
| 3151 | Buy | 03.10.2019 05:15:00 | 107.166 | 0.01 | 03.10.2019 15:53:00 | 107.225 | \$ 59.0 |
| 3150 | Buy | 03.10.2019 01:56:00 | 107.161 | 0.01 | 03.10.2019 15:53:00 | 107.225 | \$ 64.0 |
| 3149 | Buy | 02.10.2019 23:41:00 | 107.348 | 0.01 | 03.10.2019 15:53:00 | 107.225 | \$ -111.09 |
| 3153 | Buy | 03.10.2019 20:36:00 | 106.986 | 0.01 | 03.10.2019 21:17:00 | 107.007 | \$ 21.0 |
| 3617 | Buy | 03.10.2019 20:36:00 | 106.986 | 0.02 | 03.10.2019 21:17:00 | 107.007 | \$ 42.0 |
| 3154 | Buy | 03.10.2019 23:01:00 | 106.669 | 0.01 | 03.10.2019 23:26:00 | 106.69 | \$ 21.0 |
| 3618 | Buy | 03.10.2019 23:01:00 | 106.669 | 0.02 | 03.10.2019 23:26:00 | 106.69 | \$ 42.0 |
| 4767 | Sell | 04.10.2019 21:34:00 | 107.052 | 0.03 | 04.10.2019 21:35:00 | 107.024 | \$ 84.0 |
| 3155 | Sell | 04.10.2019 22:00:00 | 107.111 | 0.01 | 04.10.2019 22:00:00 | 107.091 | \$ 20.0 |
| 3619 | Sell | 04.10.2019 22:00:00 | 107.111 | 0.02 | 04.10.2019 22:00:00 | 107.091 | \$ 40.0 |
| 4770 | Sell | 07.10.2019 22:15:00 | 106.957 | 0.03 | 07.10.2019 22:48:00 | 106.931 | \$ 78.0 |
| 4769 | Buy | 07.10.2019 19:00:00 | 106.804 | 0.01 | 08.10.2019 01:30:00 | 107.131 | \$ 330.97 |
| 4768 | Buy | 07.10.2019 07:01:00 | 106.757 | 0.01 | 08.10.2019 01:30:00 | 107.131 | \$ 377.97 |
| 4766 | Buy | 04.10.2019 19:40:00 | 106.738 | 0.01 | 08.10.2019 01:30:00 | 107.131 | \$ 400.94 |
| 4765 | Buy | 04.10.2019 09:41:00 | 106.842 | 0.03 | 08.10.2019 01:30:00 | 107.131 | \$ 890.82 |
| 4764 | Buy | 04.10.2019 09:35:00 | 106.82 | 0.01 | 08.10.2019 01:30:00 | 107.131 | \$ 318.94 |
| 4763 | Buy | 03.10.2019 23:01:00 | 106.669 | 0.01 | 08.10.2019 01:30:00 | 107.131 | \$ 473.91 |
| 4762 | Buy | 03.10.2019 20:34:00 | 107.023 | 0.01 | 08.10.2019 01:30:00 | 107.131 | \$ 119.91 |
| 4761 | Buy | 03.10.2019 18:06:00 | 107.095 | 0.01 | 08.10.2019 01:30:00 | 107.131 | \$ 47.91 |
| 4760 | Buy | 03.10.2019 09:39:00 | 107.028 | 0.01 | 08.10.2019 01:30:00 | 107.131 | \$ 114.91 |
| 4759 | Buy | 03.10.2019 09:02:00 | 107.136 | 0.03 | 08.10.2019 01:30:00 | 107.131 | \$ 20.73 |
| 4758 | Buy | 03.10.2019 05:15:00 | 107.166 | 0.03 | 08.10.2019 01:30:00 | 107.131 | \$ -69.27 |
| 4757 | Buy | 03.10.2019 01:56:00 | 107.161 | 0.01 | 08.10.2019 01:30:00 | 107.131 | \$ -18.09 |
| 4756 | Buy | 02.10.2019 23:25:00 | 107.42 | 0.01 | 08.10.2019 01:30:00 | 107.131 | \$ -265.18 |
| 4755 | Buy | 02.10.2019 21:36:00 | 107.496 | 0.01 | 08.10.2019 01:30:00 | 107.131 | \$ -341.18 |
| 4754 | Buy | 02.10.2019 19:50:00 | 107.612 | 0.01 | 08.10.2019 01:30:00 | 107.131 | \$ -457.18 |
| 4753 | Buy | 02.10.2019 17:50:00 | 107.635 | 0.01 | 08.10.2019 01:30:00 | 107.131 | \$ -480.18 |
| 4752 | Buy | 02.10.2019 16:10:00 | 107.738 | 0.01 | 08.10.2019 01:30:00 | 107.131 | \$ -583.18 |
| 1703 | Sell | 08.10.2019 02:33:00 | 107.421 | 0.02 | 08.10.2019 02:34:00 | 107.4 | \$ 42.0 |
| 1704 | Sell | 08.10.2019 02:38:00 | 107.404 | 0.02 | 08.10.2019 02:41:00 | 107.382 | \$ 44.0 |
| 1705 | Sell | 08.10.2019 02:43:00 | 107.376 | 0.02 | 08.10.2019 02:45:00 | 107.356 | \$ 40.0 |
| 1708 | Sell | 08.10.2019 02:58:00 | 107.387 | 0.02 | 08.10.2019 03:05:00 | 107.353 | \$ 68.0 |
| 1707 | Sell | 08.10.2019 02:53:00 | 107.385 | 0.02 | 08.10.2019 03:05:00 | 107.353 | \$ 64.0 |
| 1706 | Sell | 08.10.2019 02:48:00 | 107.358 | 0.02 | 08.10.2019 03:05:00 | 107.353 | \$ 10.0 |
| 3160 | Sell | 08.10.2019 14:16:00 | 107.438 | 0.01 | 08.10.2019 16:41:00 | 107.296 | \$ 142.0 |
| 3159 | Sell | 08.10.2019 11:00:00 | 107.371 | 0.01 | 08.10.2019 16:41:00 | 107.296 | \$ 75.0 |
| 3158 | Sell | 08.10.2019 09:08:00 | 107.314 | 0.01 | 08.10.2019 16:41:00 | 107.296 | \$ 18.0 |
| 3157 | Sell | 08.10.2019 02:40:00 | 107.398 | 0.01 | 08.10.2019 16:41:00 | 107.296 | \$ 102.0 |
| 3156 | Sell | 08.10.2019 01:00:00 | 107.064 | 0.01 | 08.10.2019 16:41:00 | 107.296 | \$ -232.0 |
| 3624 | Sell | 08.10.2019 14:16:00 | 107.438 | 0.02 | 08.10.2019 16:43:00 | 107.28 | \$ 316.0 |
| 3623 | Sell | 08.10.2019 11:00:00 | 107.371 | 0.01 | 08.10.2019 16:43:00 | 107.28 | \$ 91.0 |
| 3622 | Sell | 08.10.2019 09:08:00 | 107.314 | 0.02 | 08.10.2019 16:43:00 | 107.28 | \$ 68.0 |
| 3621 | Sell | 08.10.2019 02:40:00 | 107.398 | 0.01 | 08.10.2019 16:43:00 | 107.28 | \$ 118.0 |
| 3620 | Sell | 08.10.2019 01:00:00 | 107.064 | 0.02 | 08.10.2019 16:43:00 | 107.28 | \$ -432.0 |
| 4774 | Sell | 08.10.2019 14:16:00 | 107.438 | 0.05 | 08.10.2019 16:43:00 | 107.28 | \$ 790.0 |
| 4773 | Sell | 08.10.2019 11:00:00 | 107.371 | 0.03 | 08.10.2019 16:43:00 | 107.28 | \$ 273.0 |
| 4772 | Sell | 08.10.2019 02:33:00 | 107.295 | 0.03 | 08.10.2019 16:43:00 | 107.28 | \$ 45.0 |
| 4771 | Sell | 08.10.2019 00:49:00 | 107.035 | 0.03 | 08.10.2019 16:43:00 | 107.28 | \$ -735.0 |
| 3161 | Buy | 08.10.2019 19:06:00 | 107.041 | 0.01 | 08.10.2019 23:55:00 | 107.061 | \$ 20.0 |
| 3625 | Buy | 08.10.2019 19:06:00 | 107.041 | 0.02 | 08.10.2019 23:55:00 | 107.061 | \$ 40.0 |
| 4776 | Buy | 08.10.2019 20:06:00 | 106.869 | 0.01 | 08.10.2019 23:55:00 | 107.029 | \$ 160.0 |
| 4775 | Buy | 08.10.2019 18:26:00 | 107.131 | 0.01 | 08.10.2019 23:55:00 | 107.029 | \$ -102.0 |
| 4777 | Sell | 09.10.2019 03:37:00 | 107.29 | 0.03 | 09.10.2019 03:44:00 | 107.265 | \$ 75.0 |
| 4779 | Buy | 09.10.2019 08:13:00 | 106.993 | 0.01 | 09.10.2019 09:21:00 | 107.056 | \$ 63.0 |
| 4778 | Buy | 09.10.2019 05:28:00 | 107.064 | 0.01 | 09.10.2019 09:21:00 | 107.056 | \$ -8.0 |
| 3162 | Sell | 09.10.2019 18:12:00 | 107.361 | 0.01 | 09.10.2019 18:16:00 | 107.341 | \$ 20.0 |
| 3626 | Sell | 09.10.2019 18:12:00 | 107.361 | 0.02 | 09.10.2019 18:16:00 | 107.341 | \$ 40.0 |
| 4781 | Sell | 09.10.2019 18:15:00 | 107.353 | 0.03 | 09.10.2019 18:30:00 | 107.266 | \$ 261.0 |
| 4780 | Sell | 09.10.2019 16:35:00 | 107.231 | 0.03 | 09.10.2019 18:30:00 | 107.266 | \$ -105.0 |
| 3163 | Sell | 09.10.2019 20:25:00 | 107.419 | 0.01 | 09.10.2019 20:38:00 | 107.398 | \$ 21.0 |

| | | | | | | | |
|------|------|---------------------|---------|------|---------------------|---------|------------|
| 3627 | Sell | 09.10.2019 20:25:00 | 107.419 | 0.02 | 09.10.2019 20:38:00 | 107.398 | \$ 42.0 |
| 4782 | Sell | 09.10.2019 20:25:00 | 107.419 | 0.03 | 09.10.2019 20:38:00 | 107.393 | \$ 78.0 |
| 3165 | Sell | 10.10.2019 03:22:00 | 107.539 | 0.01 | 10.10.2019 04:43:00 | 107.464 | \$ 75.0 |
| 3164 | Sell | 10.10.2019 00:43:00 | 107.433 | 0.01 | 10.10.2019 04:43:00 | 107.464 | \$ -31.0 |
| 3630 | Sell | 10.10.2019 03:22:00 | 107.539 | 0.01 | 10.10.2019 04:43:00 | 107.432 | \$ 107.0 |
| 3629 | Sell | 10.10.2019 00:46:00 | 107.452 | 0.01 | 10.10.2019 04:43:00 | 107.432 | \$ 20.0 |
| 3628 | Sell | 10.10.2019 00:43:00 | 107.433 | 0.04 | 10.10.2019 04:43:00 | 107.432 | \$ 4.0 |
| 4785 | Sell | 10.10.2019 03:22:00 | 107.539 | 0.03 | 10.10.2019 04:43:00 | 107.442 | \$ 291.0 |
| 4784 | Sell | 10.10.2019 00:46:00 | 107.452 | 0.03 | 10.10.2019 04:43:00 | 107.442 | \$ 30.0 |
| 4783 | Sell | 10.10.2019 00:43:00 | 107.433 | 0.05 | 10.10.2019 04:43:00 | 107.442 | \$ -45.0 |
| 4786 | Buy | 10.10.2019 07:28:00 | 107.117 | 0.01 | 10.10.2019 07:28:00 | 107.143 | \$ 26.0 |
| 3166 | Buy | 10.10.2019 08:00:00 | 107.091 | 0.01 | 10.10.2019 08:14:00 | 107.111 | \$ 20.0 |
| 3631 | Buy | 10.10.2019 08:00:00 | 107.091 | 0.02 | 10.10.2019 08:14:00 | 107.111 | \$ 40.0 |
| 4787 | Sell | 10.10.2019 10:37:00 | 107.554 | 0.03 | 10.10.2019 10:55:00 | 107.528 | \$ 78.0 |
| 1709 | Sell | 10.10.2019 22:53:00 | 107.863 | 0.02 | 10.10.2019 22:54:00 | 107.839 | \$ 48.0 |
| 1710 | Sell | 10.10.2019 23:00:00 | 107.852 | 0.02 | 10.10.2019 23:01:00 | 107.832 | \$ 40.0 |
| 1711 | Sell | 10.10.2019 23:18:00 | 107.884 | 0.02 | 10.10.2019 23:59:00 | 107.98 | \$ -192.0 |
| 3167 | Sell | 10.10.2019 22:25:00 | 107.658 | 0.01 | 10.10.2019 23:59:00 | 107.98 | \$ -322.0 |
| 3632 | Sell | 10.10.2019 22:25:00 | 107.658 | 0.01 | 10.10.2019 23:59:00 | 107.98 | \$ -322.0 |
| 4789 | Sell | 10.10.2019 23:18:00 | 107.875 | 0.03 | 10.10.2019 23:59:00 | 107.98 | \$ -315.0 |
| 4788 | Sell | 10.10.2019 21:35:00 | 107.52 | 0.03 | 10.10.2019 23:59:00 | 107.98 | \$ -1380.0 |

Report generated by Quant Analyzer